

# *Professional* **GRADE** FOR TILE, STONE & GROUT



clean



seal



maintain



restore



**AQUA-SEAL**  
The *GOLD* Standard for Tile & Stone  
[www.aqua-seal.com.au](http://www.aqua-seal.com.au)



### THE AQUA-SEAL ADVANTAGE

**Aqua-Seal STS** (Stone & Tile Solutions) is a proud Australian manufacturer of tile, stone & grout care products taking our expertise and technology global. Our vast range of sealers, enhancers, cleaners, problem solvers and restoration products utilises the safest and most advanced cutting edge technology available. Our commitment to product performance and development, service and customer relationships together with over 40 years of technical expertise and knowledge is what we offer to our customers. This is **"The Aqua-Seal Advantage"**.

### SEALERS

Porous surfaces like stone, tile and grout can stain quickly and the stain can become deep, making it harder to remove. By sealing the surface, you reduce the porosity therefore slowing down how quickly the surface will stain (reaction time) and how deep the stain can travel. Sealers are not stain proof or water proof however by sealing the porous surface you help protect the surface from staining and also make the ongoing maintenance easier. The **Aqua-Seal STS™** range of Sealers are formulated to provide either a good, better or best type of performance based on the needs of the customer. The better the sealer then the better the protection, the longer the reaction time and the longer the life span of the sealer. Our Sealers are breathable (allow moisture vapour transmission), are UV Resistant and use the latest most innovative and safest technology available to provide the best protection against both water and oil based contaminants.

### CLEANERS

Using common household products like vinegar, bleach, methylated spirits and acids can damage or leave unwanted residue on your stone, tiles and grout. The **Aqua-Seal STS™** range of Biodegradable Cleaners is formulated to safely and effectively clean and maintain hard surfaces. Ideal for routine daily cleaning and periodic heavy duty cleaning & degreasing. Formulated for domestic and commercial use.

### PROBLEM SOLVERS

With over 40 years experience in stone and tile, we have formulated the largest and most comprehensive range of Problem Solvers in the industry. These **"Professional Grade"** products provide a safe and effective solution to the most common problems for hard surfaces including dirt, oil, grime, grout haze, slippery tiles, blotchy grout, efflorescence, rust, paint and many more.

# Grout Colorants - for grout

## Grout Colorants - Renew, Re-Colour & Seal Grout



### Renue'N'Seal™


#### Premium Grout Colourant

- Rejuvenate, Re-Colour and Seal Existing Grout;
- **MAXIMUM** Stain Resistance Against Oil, Grime & Food;
- 24 Colours - Fast Drying - Inhibits Mould and Mildew.

190-011 Ultra White	190-002 White	190-004 Linen White
191-008 Alabaster #282	192-005 Vanilla #18	191-003 Buff #229
190-010 Canvas	190-006 Antique White	191-006 Travertine #277
192-008 Mocha #64	191-007 Havana #280	191-010 Macchiato #288
190-003 Cocoa	192-007 Light Grey #49	191-004 Misty Grey #241
192-004 Silver Grey #5	190-008 Silver	191-005 Magellan Grey #273
192-003 Grey #4	191-002 Slate Grey #211	191-009 Charred Ash #287
192-002 Gunmetal Grey #3	191-001 Midnight #202	190-001 Black

Colour samples shown are as close as possible. Variation can occur due to printing plus job site, lighting, surface and surrounding conditions.

## Grout Re-Colouring - Quick Guide Only. Read product label first



Unsealed grout is not protected and will stain.



**Step 1** - Prepare grout with **XtremeClean™** or **OxiTreat™**



**Step 2** - Apply **Renue'N'Seal™** directly to clean, dry grout.



**Note:** **Renue'N'Seal™** should be applied in thin, even coats



**Step 3** - Work **Renue'N'Seal™** into grout with applicator.




**Step 4** - Wipe off excess with damp cloth or chamois.




## HOW SEALERS WORK




Microscopic illustration of open pores and gaps found in porous surfaces.



The open pores will quickly absorb liquids creating a deep & hard to remove stain.



Nano-sized sealing molecules penetrate, bond & reduce the size of open pores.



Liquids are now easily wiped from the surface before they can stain.

\* All our sealers are UV & chemical resistant and breathable (allow moisture vapour transmission)


## Sealers - Colour Enhancing, Penetrating Type



### Enhance'N'Seal™

#### Premium Sealer & Colour Enhancer

- Seals - Darkens - Enhances - Rejuvenates Colour;
- **MAXIMUM** Stain Resistance Against Oil & Food;
- 100% Actives - UV Resistant - Inhibits Mould & Mildew.



Enhance'N'Seal™


Unsealed



**Step 1** - Apply sealer with an applicator to clean, dry floor.



**Step 2** - After 5-10 minutes, wipe surface **completely** dry.



**Step 3** - Stone is sealed, colour enhanced & no sealer residue

## Six Sided / Dip Sealing



### Ultra-Block™

#### Pre-Sealer & Six Sided Dip Sealer

- Reduces Picture Framing and Efflorescence;
- Helps Minimise Staining From Grout & Adhesive;
- Makes Grouting Easier & Simplifies Grout Clean Up.



**Step 1** Fully submerge stone into **Ultra-Block™** for 30-60 seconds.



**Step 2** Wipe the whole tile (all six sides) completely dry with paper or dry cotton towels.



**Step 3** Lean vertically against wall to dry and fully cure before installation.

# Sealers - for stone, tile, terrazzo & grout

## Sealers - Natural Look, Penetrating Type



### Aqua-Seal Gold+™

*Premium Natural Look Sealer - Rapid Seal*

- **MAXIMUM** Stain Resistance Against Oil & Food;
- Reduces Spalling and Efflorescence - LOW VOC;
- **Rapid Seal™** - UV Resistant - Inhibits Mould & Mildew.



### Aqua-Seal Silver™

*Natural Look Sealer*

- **Excellent** Stain Resistance Against Oil & Food;
- Non Flammable - Non Yellowing - Non Coating;
- Inhibits Mould, Mildew & Efflorescence - Low VOC.



### Aqua-Seal Bronze™

*Economical Natural Look Sealer*

- **Good** Stain Resistance Against Oil & Food;
- Non Flammable - Non Yellowing - Non Coating;
- Low VOC - UV Resistant - Inhibits Mould & Mildew



### Encaustic Seal Gold™

*Premium Encaustic Tile Sealer - Rapid Seal*

- **MAXIMUM** Stain Resistance Against Oil & Food;
- UV Resistant - Non Flammable - Non Yellowing;
- Inhibits Mould, Mildew & Efflorescence - Low VOC.




### Spray'N'Seal™


*Premium Aerosol Sealer*

- Spray Application - Just Aim, Spray & Seal;
- **MAXIMUM** Stain Resistance Against Oil & Food;
- Fast Drying - UV Resistant - Inhibits Mould & Mildew.

## Pre-Sealing Guide - Always read product label & do a test area first



**Step 1** - Apply sealer with an applicator to clean, dry floor.



**Step 2** - After 5-10 minutes, wipe surface completely dry.




\*Apply **Grout Release Pro™** if using contrasting grout.


## Sealing Guide - Always read product label & do a test area first




**Step 1** - After pre-sealing, grout the stone & use **Haze Away™** to clean off grout residue



**Step 2** - Allow grout to cure then apply sealer with an applicator to clean, dry floor.



**Step 3** - After 5-10 minutes, wipe surface completely dry. Stone & grout are sealed.



**Final Result** - Stone and grout now sealed. No sealer residue visible on the surface.

### CLEANERS, KITS & ACCESSORIES

Using common household products like vinegar, bleach, methylated spirits and acids can damage or leave unwanted residue on your stone, tiles and grout. Our range of biodegradable Cleaners is formulated to safely and effectively clean and maintain hard surfaces. Ideal for domestic and commercial use, for routine daily cleaning and periodic heavy duty cleaning and degreasing. Our range of kits and accessories help make cleaning and maintenance easier and thorough.



#### Stone & Tile Care Kit

*For Bathroom, Kitchen and Living Areas*

- Cleaners for Routine & Heavy Duty Cleaning;
- Regular Use Helps Prevent Dirt, Grime & Soap Scum.
- To Clean and Maintain Stone, Tile, Encaustics & Grout;



#### Stone Bench Top Kit

*For Bar Tops, Bench Tops & Table Tops*

- Seal, Clean & Maintain Natural & Engineered Stone ;
- Sealer plus Cleaners for Routine & Heavy Duty Clean;
- Regular Use Helps Prevent Staining & Grime Build Up.



#### Sealer Applicator

*For All Sealers & Enhancers*

- Effective, versatile and washable applicator;
- Ideal tool to apply our sealers and enhancers;
- Fits most mop/broom poles; Sleeve is replaceable.



#### Cleaning Pads

*Replacement Abrasive Pads*

- Long lasting and effective scrubbing pads;
- Safe for scrubbing hard surfaces, stone, tile & grout;
- Ideal replacement pads to use with our cleaning kits.



#### Cleaning/Scrub Kit

*Safe & Effective Scrubbing Kits*

- Effective & Versatile Scrubbing Tool with 3 Pads;
- Ideal tool to use with our Cleaners & Problem Solvers.
- Long lasting & washable; Fits most mop/broom poles.



#### Sealer Sponge

*For All Sealers & Enhancers*

- Dense natural sponge for applying sealers;
- Reduces foaming. Long lasting and washable;
- Ideal for applying sealers to small areas & bench tops.

## Cleaners - safe for stone, tile & grout



### AquaGuard™

#### *Bench-Top Cleaner & Re-Sealer*

- One Step Spray, Clean & Re-Seal Formula;
- Boost Existing Sealer Performance & Longevity;
- Ideal For Every Day Use - Helps Protect Sealed Stone



### Clean'N'Gleam™

#### *Bench-Top Cleaner & Deodoriser*

- One Step Spray, Clean & Deodorise Formula;
- Adds Lustre and Enhances Look of Stone Surface;
- Ideal For Every Day Use - Helps Sanitise Stone Surface;



### Grout Clean Pro™

#### *Spray Cleaner for Stone, Tile & Grout*

- Cleans Dirt, Grease, Grime & Soap Scum;
- Helps Restore Look of Dirty Tiles and Grout;
- For Kitchen, Bathroom and Laundry - Small Areas.



### Boost™

#### *Everyday Cleaner & Re-Sealer*

- Safe & Easy To Use - Rinse Free - Streak Free;
- Helps Prolong Porcelain Tile Factory Nano-Seal;
- Cleans Stone, Tile & Grout + Helps Sealer Life-span.



### Deep Clean Pro™

#### *Commercial Strength 2 part Cleaner*

- 2 Part High Performance Ultra Concentrated;
- Helps Prevent Dirt, Grime and Grease Build Up;
- Ideal for Malls, Hotels, Restaurants, Schools & Airports.



### EzyClean™

#### *Everyday pH Neutral Cleaner*

- Helps Maintain Stone, Tile & Grout As New;
- Safe & Easy To Use - Rinse Free - Streak Free;
- Regular Use Helps Prevent Grime & Soap Scum.



### Stone Wash Pro™

#### *Stone & Terrazzo Cleaner & Conditioner*

- Ultra Concentrated - Phosphate Free - Easy To Use;
- Regular Use Helps Prevent Grime and Soap Scum.
- Cleans, Maintains & Conditions Stone and Terrazzo;



### XtremeClean™

#### *Heavy Duty Stone, Tile & Grout Cleaner*

- Heavy Duty Formula For Neglected Areas;
- Highly Concentrated Cleaner & Degreaser;
- Removes Wax, Grease, Grime & Soap Scum.



### PROBLEM SOLVERS

With over 40 years experience in stone and tile, we have formulated the largest and most comprehensive range of Problem Solvers in the industry. These "**Professional Grade**" products provide a safe and effective solution to the most common problems for hard surfaces including dirt, oil, grime, grout haze, slippery tiles, blotchy grout, efflorescence, rust, paint and many more.



#### Active Plus™

##### *Oxygenated Cleaner & Problem Solver*

- Triple Action Cleaner, Deodoriser & Stain Remover;
- Heavy Duty Cleaner - Cleans Grime & Soiled Areas;
- Helps Remove Oil, Coffee, Tea, Leaf and Tannin marks.



#### Blast HD™

##### *Industrial Strength Problem Solver*

- High Viscosity Heavy Duty Cleaner & Problem Solver;
- Renew Heavily Polluted Facades and Retaining Walls;
- Helps with Rust, Red Soil, Smoke, Soot & Hydrocarbons;



#### Eff-Ective™

##### *Efflorescence Cleaner & Inhibitor*

- Helps Remove Salts from Stone, Grout & Masonry;
- Treats & Inhibits Recurrence of Future Efflorescence;
- Safe - Easy To Use - For Indoor & Outdoor Applications.



#### Grip-It T™

##### *Anti-Slip Treatment for Tiles*

- Makes Slippery & Wet Surfaces Safer & Slip Resistant;
- Domestic, Commercial, Indoor, Outdoor & Wet Areas;
- Creates Permanent Anti-Slip Micro-Texture To Surface.



#### Haze Away™

##### *Grout Haze Removal & Prevention*

- Makes Grout Clean Up Process Easy & Simple;
- Helps Remove Light Grout Haze and Latex Film;
- For Cement Based, Latex Modified & Epoxy Grout.



#### OxiTreat HD™

##### *Concentrated Heavy Duty Acid*

- Removes Grout Haze & Light Epoxy Grout Haze;
- Cleans Off Heavy Grime, Mortar, Tannin & Leaf Marks;
- Removes Rust & Pencil plus Soap Scum & Efflorescence.



## Problem Solvers - for stone, tile & grout



### MicroScrub™ *Powerful Nano Cream Cleaner*

- Removes Porcelain Wax, Grout Haze & Sealer Residue;
- Also Soap Scum, Surface Rust, Pencil & Rubber Marks;
- Safe For All Natural Stone, Porcelain and Ceramic Tiles.



**Step 1** - Apply MicroScrub™ to surface that has been slightly pre-wet.



**Step 2** - Scrub surface using white nylon pad.




**Step 3** - Large areas use a low speed scrubbing machine with white nylon pad.



**Note:** For walls, MicroScrub™ applied direct to white nylon pad then scrub surface.



**Step 4** - Remove dirty solution. A wet/dry vac may be used.



**Step 5** - Rinse thoroughly with clean water.



### Poultice Plus™ *Stain Remover Paste*

- Safe For All Natural & Engineered Stone;
- PRE-MIXED Paste - Easy To Use - No Fumes;
- Helps Remove Deep Set Oil, Grease and Food Stains.



### Poultice Powder™ *Stain Remover Powder*

- Safe For All Natural and Engineered Stone;
- Mix with water, our cleaners or problem solvers;
- Helps Remove Deep Set Oil, Grease and Food Stains.



Porous natural stone will stain from grease, oil, coffee, tea etc




**Step 1** - Apply Poultice Plus to the stained area (overlap stain).




**Step 2** - Allow to dry then remove with plastic spatula.



**Step 3** - Mist clean water over dried paste residue.



**Step 4** - Scrub with white nylon pad, then rinse & wipe dry.



After stain has been removed, seal with Aqua-Seal STS sealer.



### Strip-It™ *Heavy Duty Sealer & Coating Remover*

- Non Flammable - Multipurpose Problem Solver.
- Removes Most Sealers, Coatings & Epoxy Grout Haze;
- Helps Remove Adhesive, Ink, Silicone, Paint & Urethane;

## STONE RESTORATION

Calcium based stone like marble, limestone and travertine plus cement based terrazzo are susceptible to etching from acid based contaminants like lemon juice, wine, vinegar, soft drinks and salad dressings. Also friction from foot traffic can create traffic wear patterns in these surfaces. Our range of stone restoration products is designed to help remove etch marks, light scratches and wear patterns and bring back the beauty of these calcium-based surfaces.



### Hone 400™

#### Stone Honing Powder

- Easy To Use - Non Acidic - Honing Powder;
- Produce An Even, Flat, Non Reflective Finish;
- Remove Etch Marks, Scratches & Wear Patterns.



### 5X Pro™

#### Stone Polishing Powder

- Easy to use re polishing powder, highly effective;
- Remove light etch marks, scratches & wear marks;
- Restore, repolish and maintain worn stone surface.



### Polish Pro™

#### Stone Polishing Compound

- Restore, repolish and maintain worn stone surface.
- Easy to use re polishing compound, highly effective;
- Remove light etch marks, scratches and wear marks;



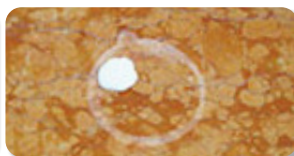
### Re-Shine™

#### Stone Re-Polishing Cream

- Restore Shine - Remove Etching & Light Scratches;
- Easy To Use - Ideal For Small Areas and Table Tops;
- Use for Polished Marble, Limestone and Travertine.



Acid based products e.g. wine, vinegar, lemon juice etc. will etch stone surfaces.



**Step 1** - Apply a small amount of Re-Shine™ directly to the etched or scratched area.



**Step 2** - Mist a small amount of water then buff with cotton or terry towel.



**Step 3** - Buff until the cream becomes clear & nearly dries; DO NOT ALLOW TO DRY



**Step 4** - Re-wet surface with clean water to flush, then polish dry with clean towels.



Polished surface restored and light scratches & etch marks removed. Re-seal area.

# Product Selection Guide

	Marble, Limestone, Terrazzo, Travertine	Basalt, Bluestone, Granite, Sandstone	Onyx, Quartz, Serpentine, Slate	Engineered Stone	Concrete, Saltillo, Pavers, Terracotta	Encaustic Tiles	Ceramic, Porcelain Tesselated Tiles	Grout
<b>Sealers - Natural Look</b>								
Aqua-Seal Gold+	✓	✓	✓	✓	✓	✓	✓	✓
Aqua-Seal Silver	✓	✓	✓	✓	✓	✓	✓	✓
Aqua-Seal Bronze	✓	✓	✓	✓	✓	✓	✓	✓
Spray'N'Seal	✓	✓	✓	✓	✓	✓	✓	✓
<b>Sealers - Colour Enhanced Look</b>								
Enhance'N'Seal	✓	✓	✓	✓	✓	✓		✓
<b>Sealers - Six Sided / Dip Sealer</b>								
Ultra-Block	✓	✓	✓	✓	✓	✓	✓	✓
<b>Grout Colorant - Renew, Re-Colour &amp; Seal Grout</b>								
Renue'N'Seal								✓
<b>Cleaners - Safe for all tile, stone &amp; grout</b>								
Boost	✓	✓	✓	✓	✓	✓	✓	✓
Deep Clean Pro	✓	✓	✓	✓	✓	✓	✓	✓
EzyClean	✓	✓	✓	✓	✓	✓	✓	✓
Stone Wash Pro	✓	✓	✓	✓	✓	✓	✓	✓
XtremeClean	✓	✓	✓	✓	✓	✓	✓	✓
<b>Cleaners - Spray - Ready To Use</b>								
AquaGuard	✓	✓	✓	✓	✓	✓	✓	✓
Clean'N'Gleam	✓	✓	✓	✓	✓	✓	✓	✓
Grout Clean Pro	✓	✓	✓	✓	✓	✓	✓	✓
<b>Problem Solvers - Solutions for most common problems</b>								
Active Plus	✓	✓	✓	✓	✓	✓	✓	✓
Blast HD**		✓	✓	✓	✓		✓	
Eff-Ective*	✓	✓	✓	✓	✓	✓	✓	✓
Grout Release Pro	✓	✓	✓	✓	✓	✓	✓	✓
Grip-It T*				✓			✓	
Haze Away*	✓	✓	✓	✓	✓	✓	✓	✓
MicroScrub	✓	✓	✓	✓	✓	✓	✓	✓
OxiTreat HD**		✓	✓	✓	✓		✓	
Poultice Plus	✓	✓	✓	✓	✓	✓	✓	✓
Poultice Powder	✓	✓	✓	✓	✓	✓	✓	✓
Strip-It	✓	✓	✓	✓	✓	✓	✓	✓
<b>Stone Restoration - For calcium based stone</b>								
5X Pro	✓							
Hone 400	✓							
Polish Pro	✓							
Re-Shine	✓							

\* May slightly dull some polished surfaces. \*\* Do NOT use on acid sensitive surfaces.

This is a quick reference chart for sealing, cleaning, problem solving and stone restoration. Please refer to product technical data sheet for suitability of the product for your intended use.

ALWAYS READ ENTIRE LABEL, SDS & TECHNICAL BULLETIN BEFORE USING ANY PRODUCT & DO A TEST AREA FIRST



# Problem Solving & Stain Removal

The below listing is a general recommendation for stain removal. The degree of success will be determined by factors including but not limited to type of surface stained, length of time stain has been in place and whether the surface stained is sealed or unsealed.

Stain/Problem	Recommended Product	Alternative Product
Adhesive, Mastic	Strip-It	MicroScrub
Algae, Fungi, Mildew	Active Plus	OxiTreat or XtremeClean
Bird & Animal Dropping	Active Plus or Poultice Plus	XtremeClean
Coffee, Tea & Tobacco	Active Plus or Poultice Plus	OxiTreat HD
Cooking Oil, Grease	Active Plus or Poultice Plus	XtremeClean or Strip-It
Dairy Products	Active Plus or Poultice Plus	XtremeClean or Strip-It
Dirty Tiles, Stone, Grout	XtremeClean	Grout Clean Pro
Efflorescence	Eff-Ective (Light)	OxiTreat HD (Heavy)
Etch Marks - Hone	Hone 400	N/A
Etch Marks - Re-Polish	Re-Shine	5X Pro or Polish Pro
Faeces, Urine	Active Plus or Poultice Plus	XtremeClean
Grout -Stained/Blotchy	Renue'N'Seal	Enhance'N'Seal
Grout Haze	MicroScrub or Haze Away	OxiTreat HD
Grout Haze (Epoxy)	MicroScrub & Strip-It	OxiTreat HD & Strip-It
Grout Haze (Stone)	MicroScrub	Haze Away
Hydraulic Oil	Active Plus or Poultice Plus	XtremeClean or Strip-It
Ink, Marker, Paint, Silicone	Poultice Plus or Strip-It	XtremeClean
Ketchup, Soy Sauce	XtremeClean	Poultice Plus or Strip-It
Leaf Stains, Tannin	Active Plus	OxiTreat or XtremeClean
Mayonnaise, Mustard	Active Plus or Poultice Plus	XtremeClean or Strip-It
Porcelain Wax, Scuffing	MicroScrub	XtremeClean or Strip-It
Red Soil, Soot, Smoke	Blast HD	OxiTreat HD
Rubber, Tar, Tree Sap	Strip-It	XtremeClean
Rust, Pencil, Metal	OxiTreat HD	Blast HD
Sealers & Coatings	Strip-It	N/A
Sealer Residue	MicroScrub	Strip-It
Slippery Tiles	Grip-It T	N/A
Soap Scum - Tiles	MicroScrub (Light)	XtremeClean or OxiTreat
Soap Scum - Stone	MicroScrub (Light)	XtremeClean
Water Deposits-Mineral	OxiTreat HD	Blast HD
Water Deposits-Detergent	XtremeClean	Active Plus
Wine	Active Plus or Poultice Plus	OxiTreat or XtremeClean

Available from:

Aqua-Seal STS™ Sealers are UV resistant and allow Moisture Vapour Transmission  
**Important Note:** For all products read entire label, SDS & Technical Bulletin before using.  
**ALWAYS TEST A SMALL AREA FIRST** to determine the ease of application & desired results.

© Copyright 2020 - Aqua-Seal STS