










2  
0  
2  
1  
H  
A  
R  
V  
E  
S  
T

# HEADER PARTS CATALOGUE



☎ 08 9344 7433

✉ sales@harvestaire.com.au

🌐 harvestaire.com.au

**Harvestaire** PTY. LTD.  
Since 1980

## OPERATING HOURS

### September / October / November (During Harvest)

Monday - Friday 7am to 5:30pm (AWST)

Saturday 8am to 12pm (AWST)

### December through August

Monday - Friday 7am to 5pm (AWST)

**Note:** Our new **ONLINE STORE** is always open

## HOW TO CONTACT US

- By **calling** us on 08 9344 7433
- By sending us a **text** message on 0428 662 505
- By sending us an **email** - sales@harvestaire.com.au or customersupport@harvestaire.com.au
- On our new **website**, using our contact us form

**Note:** When emailing us or using the contact us form you will receive an automated reply from our system with a reference number. This gives you the surety that we have received your query.

## ORDER POLICY

- Once we have processed your order you will receive an order confirmation email.
- Once you have placed your order you can view the estimated time of dispatch of your order by going onto our website and using the "Track My Order" link.
- Orders cannot be changed using our online store but you can contact our office who will be able to assist.
- Orders for stocked items can be changed prior to the order being picked.
- Orders for manufactured items that are not stocked can only be changed prior the production work order being released to our workshop.
- Special order and custom make to order items cannot be changed once we have placed purchase orders with our suppliers or released the production work order to our workshop.

## FREIGHT & SHIPPING

- All orders over \$600 ships free of charge, this excludes items longer than 8 meters and lamb cradles. We do review our freight & shipping policy from time to time and you will be notified of the freight cost at time of checkout or over the phone when dealing directly with our sales team.
- The status of your order can be viewed by going onto our website and using the "Track My Order" link.
- Most orders for stocked items placed before 2pm (AWST) will be packed, consigned and ready for pickup that same day. Carrier pickup times change from time to time, and we cannot guarantee same day dispatch.
- At time of shipment, you will be notified via email and text message that your goods have shipped. You can use the tracking URL provided to monitor shipment.
- We make use of Mainfreight, TNT and Startrack. At time of purchase, you will also have the option to ship your goods using the carrier of your choice on your own freight account, goods can also

be picked up at our Perth warehouse and we will let you know when your goods are ready for collection.

- General freight carriers have become reluctant to ship directly to farms, as such we suggest that you choose to ship your goods to a business address or freight depot. Our sales team has a complete list of freight depots and will gladly share these with you.



## PRICING POLICY

- Harvestaire endeavors to maintain prices presented in this catalogue until 31 December 2021.
- Harvestaire reserves the right to change prices without prior notice if there is a price increase from our supplier, an adverse movement in exchange rates or airfreight is used.
- You will receive an order confirmation via email once your order has been processed, all pricing queries must be raised prior to the shipment of your goods and no price credits will be applied post shipment.
- Typographic, Photographic and/or descriptive errors are subject to correction.

## PARTS RETURN POLICY

- All part returns must be accompanied by an approved return materials authorization (RMA) form. The RMA form can be accessed by logging onto your account on our online store or contacting our sales team.
- Items can be returned within 30 days of invoice date without penalty.
- Items returned after 30 days but no later than 90 days of Invoice date will carry a restocking charge of up to 25% of the returned order value. The restocking fee can vary based on circumstances.
- Strictly no items can be returned or refunded after 90 days of Invoice date.
- Special order or make to order items are non-refundable and cannot be returned.
- All items returned must be in new condition.

## WARRANTY

- Harvestaire warrant that it will repair or replace (whichever it deems advisable) any product manufactured or sold by Harvestaire which proves to be defective in material or workmanship within a period of one year from the date of original purchase on invoice.
- Warranty service can be obtained by completing and submitting a return materials authorization (RMA) form and submitting photos of the defective item. The RMA form can be accessed by logging onto your account on our online store or contacting our sales team.
- When requesting a warranty repair, you do not need to return the item to us, in the event where we are unable to determine the cause of the failure, we might request that you return the part to us, at our cost.
- If found defective under the terms of this warranty, repair or replacement will be made without charge.
- If found not to be defective you will be notified, and in the event where the item was returned to us, the return freight cost will be charged to your account.
- The warranty covers normal use and does not cover damage or defect which results from alteration, accident or neglect or improper installation, operation or maintenance.
- Harvestaire's obligation under this warranty is limited to the repair or replacement if the defective products (up to the purchase price).
- Harvestaire neither assumes or authorizes any other person to give any warranty or to assume any other obligation on its behalf.

Parts in this catalogue are not manufactured by the Original Equipment Manufacturer. Original Equipment Manufacturers' names, part numbers and descriptions are used for reference purposes only.

Harvestaire is a **Western Australian owned** manufacturer and importer of quality aftermarket harvester and tractor parts. We have been supporting Aussie farmers to maximise their harvest for 42 Years.

A complete list of our extensive dealer network can be found online using our dealer locator.



## ONLINE STORE

Over the last 42 years, Harvestaire have sold more than 12 000 unique parts to close to 9700 dealers, resellers, mechanics and farmers. Our Harvestaire Quicktrip Lamb Marking Cradle has become the tool of choice across Australia and is currently used by over 5000 farmers.

We have distributed nearly 400 000 Header and Tractor parts catalogues across Australia during this time and the Harvestaire catalogue has become an institution for generations of farmers.

And although our Header & Tractor parts catalogue will always be here, Harvest 2021 sees the biggest single change to the way you can interact with us since we switched off our fax machines.

This Harvest we are launching our online store, it will be a staged go live starting mid-July 2021 and our entire catalogue will be available online come 1 September 2021. Rest assured our trusted sales team and parts interpreters will still be here to guide you when needed.

### Some of the key benefits of using our online store:

- **Price and availability** on all our items including Manufacturing lead times for Harvestaire products.
- **Estimated time of dispatch** for your order including real time **tracking** once we have dispatched the goods.
- **Request a part form** – the ability to request us to source parts for you.
- **Cost certainty** – our system has been setup in such a way so that you know upfront how much freight cost will be.
- **Copy previous orders** or generate an estimate for yourself.
- **Accounts self-service**, reprint invoices, statements and make account payment by credit card.
- Access to seasonal **specials** and other **discounts**.

**Harvestaire** PTY. LTD.



@harvestaire\_pty



@Harvestairepty



@harvestaire



Harvestaire is Proudly  
Australian Owned and Operated



## WE HAVE BROUGHT OUR OUTBOUND SUPPLY CHAIN BACK IN HOUSE

In reaction to freight delays across Australia during 2020 – We have relooked the way we distribute our parts across the country. As such we have consolidated the carriers we use and brought our outbound supply chain back in house. You will receive a dispatch email from our system as soon as we ship your goods, and you can track the progress of your shipment in realtime. The same information is also available when you log onto your account on our new website.



Actuators - Electric Linear.....	62
Augers.....	73-77
Auger Extensions.....	13
Belting - Draper Front & Pickup Belts & Rollers.....	18-22
Belts - V Belt.....	64-70
Brackets - GPS 2 Way Touch Screens & Footrests.....	63
Canola Vertical Knife.....	16
Canola - Sieves.....	36
Chain - Roller.....	61
Chopper Blades.....	72
Concaves - Helical.....	23
Concaves - Conventional & Axial Flow.....	23-26
Crop-lifters.....	60
Draper Front Rollers.....	20-21
Drum Bars.....	27-29
Feeder Chains & Sprockets.....	38-40
Gorden Rotor Bars.....	28
Grain Elevator Chains & Sprockets.....	42-44
Grain Tank Extensions - Big Top.....	9
Hay Loader Tynes.....	62
Hydraulic Multi Couplers.....	57
Idler Pulleys.....	56
Knife Drives - (Case-IH John Deere Honeybee Macdon Midwest New Holland).....	54
Knife Drives - (SCH).....	55
Knife Guards.....	14-15
Knife Guard Lifter Kits.....	16
Knife Sections & Knifeheads & Hardware.....	49-53
Knives.....	45-48
Lentil Lifter.....	60
Lupin & Canola Breakers.....	5
Moisture, Test Weight & Temperature Meters - Grain Hay Cotton Coffee.....	10-11
Paddle Tynes.....	5
Plastic Extension Finger.....	17
Posifeed Rollers.....	37
PTO Shafts & Yokes.....	56
Retractable Fingers & Guides.....	58-59
Rotor Bars & Blade Kits (Elephant Ears).....	27-30
Rubber Seals & Curtains & Auger Spouts.....	71
Sieves - Gorden Air Jet.....	35
Sieves - Top & Bottom and Pre Cleaners.....	31-34
Tyne Reels & Parts (Hart Carter & Universal & Macdon).....	3-8
Unload Auger Clutch System.....	12
Wear Bars.....	30

## Replacement Parts

Feeder House Parts	Rotor Parts	Engine Parts	Hydraulic Parts
Steering Parts	General Parts	Wind Fan Parts	Auger Parts
Transmission and Final Drive Parts		Elevator Parts	Grain Tank Parts
Chaffer and Sieve Area Parts			

Case-IH.....	77-85
John Deere.....	86-93
New Holland.....	94-96
Massey Ferguson/ Agco/Gleaner.....	96

# TYNE REELS FOR ALL MAKES



We are an Australian distributor for Hart Carter and carry a large stock of Reels and Parts.











Hart Carter Reels are original equipment on John Deere, Case-IH, New Holland, Honeybee, Agco and Massey Ferguson.











Part No.	Description	Model Application		Price
<b>Case-IH</b>				
HC025	Reel 30ft	Case-IH 1010 1020 30ft	6 Bar Reel	\$9030 <b>\$6000</b>
HC024	Reel 30ft	Case-IH 2010 2020 30ft	6 Bar Reel	\$9030 <b>\$7043</b>
HC040	Orbit Trac Reel Kit	Case-IH 2010 2020 25ft and 30ft New Holland 72C 73C 74C	6 Bar Reel	\$3150 <b>\$2457</b>
<b>Honeybee (or New Holland belt front)</b>				
HC026	Reel 30ft	Honeybee 30ft	6 Bar Reel	\$9030 <b>\$7043</b>
HC020	Reels – 36ft	Honeybee 36ft – Split Reels	6 Bar Reel	\$9975 <b>\$7781</b>
<b>John Deere</b>				
HC024	Reel 30ft	John Deere 230 and 930 30ft	6 Bar Reel	\$9030 <b>\$7043</b>
HC026	Reel 30ft – 8" Centre Barrel	JD630R JD930D Rigid 30ft	6 Bar Reel	\$9030 <b>\$7043</b>
HC039	Reel 36ft One Piece – 10" Centre Barrel	JD936D Draper 36ft	6 Bar Reel	\$12550 <b>\$6500</b>
HC043	6" Centre Barrell and Tyne Bars RH (RT015 Tynes included)	JD640 Draper 40ft	6 Bar Reel	\$4280
<b>Midwest</b>				
Reels and parts are available for Midwest Platforms fitted with Hart Carter Reels (All models prior to 2010)				
<b>New Holland</b>				
HC024	Reel 30ft	New Holland 971 973 Front 30ft	6 Bar Reel	\$9030 <b>\$7043</b>

Reels include reel arm brackets, but not fore/aft hydraulic cylinders, Hoses or hydraulic motor drives, chains or sprockets.



# REEL TYNES

Part No.		Price
RT015	 <p>Level 2 1999 onwards</p> <p>152mm 6"</p>	<b>Hart Carter Reels</b> <b>\$8</b> Suits John Deere Rigid and Draper, New Holland, Honeybee, Agco/Allis & Case-IH sold 1999 on. 6"/152mm spacing tip to tip of next tyne Genuine Hart Carter tyne Has 1/2" Hex locating nib
RT016	 <p>Level 2 1999 onwards</p> <p>152mm 6"</p>	<b>Hart Carter Reels</b> <b>\$7</b> Suits John Deere Rigid and Draper, New Holland, Honeybee, Agco/Allis & Case-IH sold 1999 on. 6"/152mm spacing tip to tip of next tyne Tyne is Australian Produced Replacements Has 1/2" Hex locating nib
RT002		<b>Hart Carter Reels</b> <b>\$9.30</b> <b>Heavy Duty Genuine Hart Carter</b> Suits John Deere Rigid and Draper, New Holland, Honeybee, Agco/Allis & Case-IH sold 1999 on. 6"/152mm spacing tip to tip of next tyne Has 1/2" Hex locating nib
RT010	 <p>Level 1 1998 and prior</p> <p>114mm 4 1/2"</p>	<b>Hart Carter Reels</b> <b>\$6</b> Suits almost all Reels sold on John Deere, New Holland, Honeybee, Agco/Allis & Case-IH. 1990-1998 with Pipe Bats (Hart Carter Reels) 4 1/2", 112mm spacing tip of tyne to tip of next tyne Has 3/8" Dia round locating nib
RT006		<b>John Deere latest Drapers</b> <b>\$13.40</b> Suits latest John Deere 630D 635D 640D 630FD 635FD 640FD 645FD Draper Fronts with Hart Carter Reels OEM: HXE96538 (Packs of 10 - KXE10423)
RT012		<b>Universal (U2) Reels - Nylon Tyne</b> <b>\$5.20</b> Suits Honeybee and Agco & some Midwest fitted with Universal Harvester (U2) Reel 36Ft Reel requires 530 42Ft Reel requires 620
RT017		<b>Macdon Reels</b> <b>\$4.20</b> Suits Macdon Reels prior 2001, Case-IH Belt Fronts prior 2001 - 960/1040 962/1042 OEM: MC27985
RT003		<b>Macdon Reels</b> <b>\$6.20</b> 32mm (1 1/4") Dia pipe on Suits Macdon Reels 2001 onwards 972 973 and Case-IH 1052 & 2052 excluding D60 and later models OEM: CXM105212 84331106
RT007		<b>Macdon Reels</b> <b>\$9.30</b> Suits 42mm Dia Pipe on Case-IH 2152 & 2162 & 3152 & 3162 Macdon D60 & D65 and New Holland 83C Draper Fronts OEMs: Macdon 164434, Case-IH 84130300
RT018		<b>Macdon Reels</b> <b>\$11.50</b> Suits 42mm Dia Pipe on Case-IH 2152 & 2162 & 3152 & 3162 Macdon D60 & D65 and New Holland 83C Draper Fronts <b>Heavy Duty Version</b> OEM: Macdon 137987, Case-IH 87561020

Part No.		Price
RT001		<b>Auxillary Tyne</b> <b>\$15.50</b> Fitted to left and right ends of Hart Carter Reels
RT009		<b>Hart Carter Reels</b> <del>\$9</del> <b>\$7</b> <b>Extra Strength Version with Steel Strap</b> Suits John Deere, New Holland, Honeybee, Agco/Allis & Case-IH. Suits almost all reels sold on these machines 1990-1998 with Pipe Bats 4 1/2", 112mm spacing
RT014		<b>Early Hart Carter Reels</b> <b>\$5.20</b> Suits Agco/Allis R50 R60 R70 C-IH 1020, some JD900 Series, NH971 - early
HC078		<b>Steel Tyne - suit Wooden Bats</b> <b>\$6.20</b> Suits Case-IH 1010 reels
HC079		<b>Tyne Clip</b> <b>\$1.30</b> Suits HC480056 Steel Tyne on wooden bat
RT004		<b>Plastic Tyne suit Wooden Bat</b> <b>\$7.30</b> <b>Replaces steel spring tyne</b> Suits Case-International 810 or 1010 or other makes & models with wooden bats - (Comes with bolts and nuts for attachment)
RT005		<b>Plastic Tyne</b> <del>\$7</del> <b>\$5</b> Suits Case-IH with LOVE Reel, Horwood Bagshaw with LOVE Reel
RT023		<b>Universal (U2) Reels - Steel Tyne</b> <b>\$6.20</b> Suits Honeybee
RT024		<b>New Holland 806 Finger Reels</b> <del>\$7</del> <b>\$5</b> Steel 2 Prong Tyne OEM: 80435428
RT025		<b>New Holland</b> <del>\$8</del> <b>\$6</b> All European Pick up Reels, 1500 Series, 705 & 805 Fronts, Steel 2 Prong Tyne OEM: 80433415

- » For light cereal crops, Lupins, Chick Peas, Lentils & other legumes
- » Helps feed crop and save pods
- » Fit to 20% of existing tynes



Part No.	MACDON CASE-IH DRAPER FRONTS	Price
RT022	Fits Tyne Finger RT007 on D60 D65 FD70 FD75 D135 D140 D145 FD135 FD140 FD145 and Case-IH 2142 2152 2162	\$17.50



### JOHN DEERE DRAPER FRONTS

RT019	Fits Tyne Finger RT006 Late Model 640D FD models 630FD - 645FD 730FD - 745FD	\$17.50
-------	--	---------



Agco	Case-IH	Honeybee	John Deere	Macdon	Midwest	New Holland
------	---------	----------	------------	--------	---------	-------------

RT026	Fits Hart Carter Reels since 1999 on rigid & draper fronts with 6" Tyne Spacing John Deere 930D 936D Most 640D Honeybee with Hart Carter Reels Agco-Allis with Hart Carter Reels Midwest with Hart Carter Reels New Holland with Honeybee. Hart Carter Reels	\$14.40
-------	---	---------

½" Hex Locating Nib  
6" Tyne Spacing



RT027	All machines prior 1999 with Hart Carter Reels with 4½" Tyne spacing John Deere Honeybee Agco-Allis-Gleaner New Holland	\$14.40
-------	---	---------

¾" Round Locating Nib  
4½" Tyne Spacing



## CANOLA AND LUPIN BREAKERS



These simple serrated brackets are attached to the cross auger on rigid fronts to help break up bulky lupin or direct headed canola so the crop feeds more evenly. Easily retracted out of the way for cereal crop harvesting.


Part No.	Description	Price
HP684	Canola and Lupin Breaker (including bolts & nuts)	\$14 ea

### OUR PARTS TEAM CAN SOURCE ANY PART!

Use the REQUEST A PART function on our new website and provide us with your make and model details. You can even upload an image of the part you need.




# HART CARTER TYNE BARS

Most tyne bar orders are now freight free\*




 All orders over \$600 ship free (Excludes complete lamb cradles and items over 8m's). Long tyne bars are supplied in 2 pieces, each 2 piece bar is provided with a solid centre clamp and shaft (TB031 is included in the tyne bar price). No welding or drilling required – just 2 nuts to tighten. Short bars marked with \* are supplied in one piece.

## Part No. Price

### Agco

	<b>TB001</b> <b>30ft tyne bar (no tynes or end cranks)</b> 8837mm Level 1 (Prior 1999) 081 4 1/2" Tyne Spacing	<b>\$556</b>
	<b>TB002</b> <b>30ft tyne bar (no tynes)</b> 8864mm long Level 2 581 End Cranks Included 6" Tyne Spacing	<b>\$516</b>
	<b>TB006*</b> <b>18ft Tyne Bar (no tynes or end cranks)</b> Suits 36ft left or right reel – Level 1 (Prior 1999) 4 1/2" Tyne Spacing	<b>\$390</b>



### Case-IH

	<b>TB001</b> <b>30ft Tyne Bar (no tynes or end cranks)</b> Suits 1010 1020 Fronts 8837mm long, Level 1 (Prior 1999) 081 4 1/2" Tyne Spacing	<b>\$556</b>
	<b>TB002</b> <b>30ft Tyne Bar (no tynes)</b> Suits 1010 1020 2010 2020 Fronts 8864mm long, Level 2 581 End Cranks Included 6" Tyne Spacing	<b>\$516</b>
	<b>TB003</b> <b>Wooden Bat with Steel Tynes - 2400mm</b> Suits early models - late 80's, early 90's - 2400mm	<b>\$200</b>

### Honeybee

	<b>TB004</b> <b>30ft Tyne Bar (no tynes or end cranks)</b> 8916mm long, Level 1 (Prior 1999) 082 4 1/2" Tyne Spacing	<b>\$556</b>
	<b>TB005</b> <b>30ft Tyne Bar (no tynes)</b> 8952mm long Level 2 582 End Cranks Included 6" Tyne Spacing	<b>\$516</b>
	<b>TB006*</b> <b>18ft Tyne Bar (no tynes or end cranks)</b> Suits 36ft left or right reel – Level 1 (Prior 1999) 4 1/2" Tyne Spacing	<b>\$390</b>
	<b>TB007*</b> <b>18ft Tyne Bar (no tynes) - Left</b> Suits 36ft – Level 2 End Cranks included 6" Tyne Spacing	<b>\$338</b>
	<b>TB008*</b> <b>18ft Tyne Bar (no tynes) - Right</b> Suits 36ft – Level 2, End Cranks included 6" Tyne Spacing	<b>\$367</b>
	<b>TB009</b> <b>21ft Tyne Bar (no tynes) - Left</b> Suits 42ft – Level 2 End Cranks included 6" Tyne Spacing	<b>\$390</b>
	<b>TB010</b> <b>21ft Tyne Bar (no tynes) - Right</b> Suits 42ft – Level 2 End Cranks included 6" Tyne Spacing	<b>\$390</b>
	<b>TB011</b> <b>22ft Tyne Bar (no tynes) - Left</b> Suits 45ft – Level 2 End Cranks included 6" Tyne Spacing	<b>\$375</b>
	<b>TB012</b> <b>22ft tyne bar (no tynes) - Right</b> Suits 45ft – Level 2 End Cranks included 6" Tyne Spacing	<b>\$375</b>

### John Deere

	<b>TB013</b> <b>30ft Tyne Bar (no tynes or end cranks)</b> Suits 200 Series fronts & some early 900 Series rigid fronts 8764mm long, Level 1 (Prior 1999) 080 4 1/2" Tyne Spacing	<b>\$556</b>
	<b>TB014</b> <b>30ft Tyne Bar (no tynes)</b> Suits 900 Series fronts rigid fronts 8790mm long, Level 2 (1999 onwards) 580 End Cranks Included 6" Tyne Spacing	<b>\$516</b>



## Part No. Price

	<b>TB005</b> <b>30ft Tyne Bar (no tynes)</b> Suits 630 Fronts, 930 Draper Fronts 8952mm long Level 2 582 End Cranks Included 6" Tyne Spacing	<b>\$516</b>
	<b>TB015</b> <b>35ft Tyne Bar (no tynes)</b> Suits John Deere 635 Draper End Cranks Included 6" Tyne Spacing	<b>\$681</b>
	<b>TB016</b> <b>36ft Tyne Bar (no tynes)</b> Suits John Deere 936 Draper End Cranks Included 6" Tyne Spacing	<b>\$681</b>
	<b>TB017*</b> <b>20ft Tyne Bar (no tynes) - Left</b> Hex Single Side End Cranks incl 6" Tyne Spacing Suits John Deere 640D 40ft up to S/N 785000	<b>\$378</b>
	<b>TB018*</b> <b>20ft Tyne Bar (no tynes) - Right</b> Hex Single Side End Cranks incl 6" Tyne Spacing Suits John Deere 640D 40ft up to S/N 785000	<b>\$378</b>
	<b>TB019*</b> <b>20ft Tyne Bar (no tynes) - Left Type A</b> 10mm hole - double sided Replaces AXE46655 Suits John Deere 640D 40ft above S/N 785000	<b>\$441</b>
	<b>TB020*</b> <b>20ft Tyne Bar (no tynes) - Right Type A</b> 10mm hole double sided Replaces AXE46656 Suits John Deere 640D 40ft above S/N 785000	<b>\$441</b>

### Midwest

	<b>TB023*</b> <b>20ft Tyne Bar (no tynes) - Left</b> Suits Midwest 40ft with Hart Carter Reel End Cranks included 6" Tyne Spacing	<b>\$378</b>
	<b>TB024*</b> <b>20ft Tyne Bar (no tynes) - Right</b> Suits Midwest 40ft with Hart Carter Reel End Cranks included 6" Tyne Spacing	<b>\$378</b>
	<b>TB025</b> <b>21ft Tyne Bar (no tynes) - Left</b> Suits Midwest 42ft with Hart Carter Reel End Cranks included 6" Tyne Spacing	<b>\$390</b>
	<b>TB026</b> <b>21ft Tyne Bar (no tynes) - Right</b> Suits Midwest 42ft with Hart Carter Reel End Cranks included 6" Tyne Spacing	<b>\$390</b>
	<b>TB027</b> <b>22ft Tyne Bar (no tynes) - Left</b> Suits Midwest 45ft with Hart Carter Reel End Cranks included 6" Tyne Spacing	<b>\$395</b>
	<b>TB028</b> <b>22ft Tyne Bar (no tynes) - Right</b> Suits Midwest 45ft with Hart Carter Reel End Cranks included 6" Tyne Spacing	<b>\$395</b>
	<b>TB029</b> <b>25ft Tyne Bar (no tynes) - Left</b> Suits Midwest 50ft with Hart Carter Reel End Cranks included 6" Tyne Spacing	<b>\$413</b>
	<b>TB030</b> <b>25ft Tyne Bar (no tynes) - Right</b> Suits Midwest 50ft with Hart Carter Reel End Cranks included 6" Tyne Spacing	<b>\$413</b>

























### New Holland


















	<b>TB013</b> <b>30ft Tyne Bar (no tynes or end cranks)</b> 8764mm long Level 1 (Prior 1999) 080 Suits 971 Front 4 1/2" Tyne Spacing	<b>\$556</b>
	<b>TB014</b> <b>30ft Tyne Bar (no tynes)</b> 8790mm long Level 2 580 Suits 971 972 973 Fronts End Cranks included 6" Tyne Spacing	<b>\$516</b>

 **\$85 - TB031 - SPARE PART - CAN BE USED FOR EMERGENCY REPAIRS** 








# HART CARTER TYNE REEL PARTS







Part No.		Price
HC069	 <b>Reel Arm Bearing Half</b> Suits most reels since approx 1990 (including all JD 909 Series Draper above S/N 706081)	\$4.20
HC073	 <b>Reel Arm Bearing Half</b> Suits reel – John Deere Draper Front 900 Series – early – up to S/N 706081	\$11.30
HC077	 <b>Reel Arm Bearing</b> Suits reels on John Deere Draper 630D 635D 640D 645D Latest Design OEM: AXE28803	\$10.50
HC065	 <b>Reel Arm Bearing Half</b> C-IH 1010 with wood bats – and JD 36ft Draper Front Ends of reel only	\$3.10
HC063	 <b>Reel Arm Bearing Top</b> Cap C-IH 810 & 1010 with wood bats	\$3.10
HC064	 <b>Reel Arm Bearing Base</b> C-IH 810 & 1010 with wood bats	\$3.10
HC050	 <b>U Bolt</b> Suits C-IH 810 & 1010 with wood bats	\$5.50
HC071	 <b>End Shield Bearing – male thread</b> All Level 1 and Level 2	\$6.20
HC072	 <b>End Shield Bearing – female thread</b> All Level 1 and Level 2	\$5.20
HC067	 <b>Super oilite bearing</b>	\$14.50
HC081	 <b>Eccentric control ring - 6 hole</b> Suits all Level 1 and Level 2 6 Bar Reels	\$217
HC080	 <b>Eccentric control ring – 5 hole</b> Suits Level 1 5 Bar Reels	\$217
HC070	 <b>Ball bearing roller</b> Suits all Level 1 and Level 2 since 1990	\$45
HC066	 <b>Ball bearing roller early type</b> (No threaded stud)	\$49
HC094	 <b>Eccentric end shield – 6 bar models</b> Suits all Level 1 and Level 2	\$433
HC091	 <b>Eccentric end shield – 5 bar models</b>	<del>\$473</del> \$369
HC088	 <b>Reel Arm</b> Suits Level 1 and Level 2 8" Barrell	\$22
HC044	 <b>Reel Arm</b> Suits 10" Barrell Early JD 36Ft type (uses HC073 bearing)  OEM: H170318	\$38
HC052	 <b>Reel Arm</b> Suit 10" Barrell Later JD 30 & 36Ft type (uses HC069 bearing)  OEM: H205470	<del>\$32</del> \$25
HC097	 <b>Reel Arm – early type</b>	<del>\$28</del> \$22
HC086	 <b>Reel Arm – early type</b>	\$29
HC089	 <b>Bearing strap suits HC069 bearing half</b>	\$6.20

Part No.		Price
HC104	 <b>Idling end shaft</b> Level 1 8" Barrel (fits all models)	\$280
HC144	 <b>Driving end shaft</b> Level 2 8" Barrel (detail model being fitted to)	\$498
HC150	 <b>Idling end shaft</b> Level 2 8" Barrel (fits models since 1999)	\$323
HC102	 <b>RH crank arm for bar</b> Level 1 prior 1999	\$70
HC103	 <b>LH crank arm for tyne bar</b> Level 1 prior 1999	\$70
HC147	 <b>Driving end shaft</b> JD 36ft Draper Platform – early – up to S/N 706081 (AH164074) 10" Barrel Reinforcing dish is on outside	\$676
HC160	 <b>Idler end shaft</b> JD 36ft Draper Platform – current – above S/N 706081 (AH206803) 10" Barrel Reinforcing dish is on inside	\$676
HC148	 <b>Idler end shaft</b> JD 36ft Draper Platform – early – up to S/N 706081 (AH164075) 10" Barrel Reinforcing dish is on outside	\$568
HC159	 <b>Driving end shaft</b> JD 36ft Draper Platform – above S/N 706081 (AH206801 AH215184) 10" Barrel Reinforcing dish is on inside	\$721
HC051	 <b>Socket Head Shoulder Screw and Nut</b>	\$19
HC133	 <b>LH end bracket</b> (detail model being fitted to)	<del>\$270</del> \$205
HC134	 <b>RH end bracket</b> (detail model being fitted to)	\$263
HC092	 <b>Segment – Eccentric end shield</b> (some reels JD and New Holland) OEM: John Deere HXE88698 936D 640D	\$60
HC198	 <b>30ft Centre Tube - 8" Dia</b> including welded flanges or lugs (detail model being fitted to)	<del>\$2510</del> \$533
HC197	 <b>30ft Centre Tube – 6" Dia</b> No Flanges	<del>\$683</del> \$1065
HC001	 <b>30ft Centre Tube – 8" Dia</b> No Flanges	\$1365
HC021	 <b>36ft Centre Tube - 10" Dia</b> including welded flanges Suits JD 36ft Draper Front	\$3518



# UNIVERSAL HARVESTER (U2) REEL PARTS

(Fitted to some Honeybee Draper Fronts)

Part No.		Price
HP742	 Tip Plate	\$9.30
HP743	 Ball Bearing	\$15.50
HP744	 Ball Bearing Holder Assembly	\$38
HP745	 Ball Bearing Holder Assembly OEM: NH73356395	\$33
HP747	 5 Bat control ring including Bearings	\$319
HP748	6 Bat control ring including Bearings	\$358

Part No.		Price
HP665	 Fixed Control Arm for 42" Dia Reel (13 <sup>5</sup> / <sub>8</sub> "	<del>\$32</del> \$25
HP666	 Regular Control Arm for 42" Dia Reel (12 <sup>13</sup> / <sub>32</sub> "	<del>\$25</del> \$18
HP752	 5 Bat Shield Section for 42" Dia Reel	<del>\$47</del> \$37
HP753	 6 Bat Shield Section for 42" Dia Reel	<del>\$47</del> \$37
HP669	 Control Plate Assembly inc. 2 x tube inserts	\$242
HC066	 Control Plate Roller (No threaded stud)	\$49

## MACDON REEL PARTS

HP731	 Reel Arm Bearing	\$7.30
	Suits CIH Belt Front 2052 Macdon 973 some 972 Case-IH 345853A1 47548626 MD100295	
HP653	 Reel Arm Bearing Half	\$11
	Suits CIH Belt Front 1040 1042 Macdon 960 962 MD48083 C-IH 344802A1	
HP651	 Reel Arm Bearing	\$8.30
	Suits D60 D65 Macdon Reel & Case-IH Also MD220939	

HP652	 End Tyne Bush (goes with MD137539)	\$3.10
	Use 3 per bat suits D60 D65 MD220941	
HP655	 Bearing - End of cam arm	\$11.30
	Model 2100 Tyne Reel (973) MD50185	
HP654	 Bearing - Cam Ring	\$22
	Model 2100 Tyne Reel (973) MD50184	
HP611	 Reel Arm Bearings	<del>\$6</del> \$5
	Suits 3040 3045 3050 OEM: 9832294	

## MIDWEST REEL PARTS

Midwest Fronts up until 2009 were fitted with Hart Carter Reels.  
Parts detailed on pages 4, 5, 6 and 7 apply to these reels.

### OUR PARTS TEAM CAN SOURCE ANY PART!

Use the REQUEST A PART function on our new website and provide us with your make and model details. You can even upload an image of the part you need.



**BT006**



## More Time Harvesting ... Less Time Emptying

- Add up to 3 tonne of wheat to your capacity
- Folds Down – Easily & Quickly
- Colour matched to your harvester
- Complete with wiring harness for bin level sensor and lights on some models

Part No.	Model Application	Increased Capacity	Price
<b>Case-IH</b>			
BT005	Case-IH 2166 2366	2.5 Tonne	\$3940
BT009	Case-IH 2188 2377 2388 2577 2588	2.8 Tonne	\$3526
<b>John Deere</b>			
BT003	John Deere 9500 9510 9550 9560CWS CTS CTSII	2.8 Tonne	<del>\$3520</del> <b>\$2746</b>
BT004	9600 9610 9650CWS 9660CWS	3.0 Tonne	\$3608
BT007	Auger Cover Panel – Use with BT003 and BT004 on models prior to 2002		\$205
BT006	9650STS 9750STS 9660STS 9670STS 9760STS 9770STS 9860STS 9870STS	3.0 Tonne	\$4413
<b>New Holland</b>			
BT001	TR87 88 89 97 98 99	2.5 Tonne	<del>\$3255</del> <b>\$2539</b>

**Extra capacity is measured in relation to the original grain tank without “Hungry Boards”**



**WARNING:** Use of this product is at the owner's discretion. Increasing grain capacity may adversely affect centre of gravity, stability and controllability. Exceeding maximum combine weight loadings can risk structural integrity and drive line components. Harvestaire Pty Ltd does not assume any liabilities, or make any warranties regarding the performance or structure of the combine. See combine owner's/operator's manual for specific limitations, operating recommendations and safety information.

## UNLOAD AUGER CLUTCH SYSTEM







Combining the fitting of a Big Top with an Unload Auger Clutch System (see page 12), grain growers/contractors will further increase productivity and profit by reducing downtime.




# MOISTURE, TEST WEIGHT & TEMPERATURE METERS

by **wile**



## Grain and Seeds

	Description	Part No.	Price ex GST
	<p><b>WILE 65 Moisture Meter</b> For whole grains and seeds. Clear and big LCD display. Moisture measurement range: grains and seeds 8 - 35%; oil seeds 5 - 25%. Contains 16 pre-programmed grains. Has memory for averaging results. Calibration adjustment for each grain type. Can be used with WILE 651L Temperature Probe.</p>	<p>WI0155</p> <p><b>BEST SELLER</b></p>	\$760
	<p> WILE 651L</p> <p><b>BEST SELLER</b></p>	WI016	\$155
	<p><b>WILE 78 Grinding Moisture Meter</b> The WILE 78 is the top of the range model that measures 21 grains and seeds. Wide moisture range 3 - 40%, dependent on the grain. Accuracy: +/- 0.5% under normal conditions. Specially coated teeth for longer life. Ergonomically designed cap. Backlit display. Strong aluminium construction.</p>	WI0175	\$945
	<p><b>WILE 200 Grain Moisture Meter and Test Weight</b> The Wile 200 is a fast and easy way to determine moisture and test weight. The meter has a patented integrated levelling system for the grain sample, USB port for future updates and LCD display with backlight. Wide moisture range of 6 - 45%, depending on the grain. Repeatability: +/- 0.3% with average samples.</p>	WI001S	\$1050

## Hay

	Description	Part No.	Price ex GST
	<p><b>WILE 500 Advanced Hay, Straw and Silage Tester</b></p> <ul style="list-style-type: none"> <li>Measures 8 - 80% moisture content.</li> <li>Can store memory for up to 64 bales.</li> <li>USB port for downloaded measurement results.</li> <li>Temperature Mode.</li> <li>S/Steel probe &amp; tip (50cm long).</li> <li>Automatic density comparison.</li> <li>Backlit LCD screen.</li> </ul>	WI029S	\$600
	<p><b>WILE 253 Dish Probe</b> Dish probe for Wile 26 for measuring moisture of loose hay or silage in a bucket.</p>	WI012	\$170
	<p><b>WILE 651L External Temperature Probe - 100cm (40")</b> Temperature probe, suitable for Wile 65 and Wile 26 moisture meters. Robust and light glassfibre shaft.</p>	WI016	\$155


## Cotton

	Description	Part No.	Price ex GST
	<p><b>WILE Cotton Moisture Meter</b> For analysis of moisture in loose raw cotton. Includes six calibrations for different types of loose raw cotton which differ by quality and amount of debris. Moisture measurement range: 5.2 - 30%. Accuracy: +/- 2% moisture. REQUIRES A 50cm probe</p>	WI019S	<del>\$400</del> <b>\$316</b>
		WI011	\$140


# MOISTURE, TEST WEIGHT & TEMPERATURE METERS

by **wile**

## Coffee

	Description	Part No.	Price
	<p><b>WILE Coffee Moisture Tester</b>                      For analysis of moisture in coffee and cocoa beans.                      Includes scales for arabica, robusta, roasted coffee and cocoa beans.                      Moisture measurement range: 1 - 38% depending on bean type.                      Accuracy: +/- 0.5% moisture.</p>	WI018S	<del>\$788</del> <b>\$620</b>

## Soil



	Description	Part No.	Price
	<p><b>Soil Compaction Tester</b>                      The Soil Compaction Tester will help you to determine if you have a compaction layer and, if so, the depth of the layer. The tester is supplied with two tips 1/2" Dia and 3/4" Dia.</p>	WI020S	\$460

## Spare Parts and Accessories

	Description	Part No.	Price
	<p><b>WILE 251 Bale Moisture Probe, 50cm (20")</b>                      For Wile 25 and Wile 26 hay and silage moisture meters.                      Used also together with Wile Cotton moisture meter.</p>	WI011	\$140
	<p><b>WILE 241 Hectolitre Scale</b>                      Hectolitre scale for grain</p>	WI004	\$70
	<p><b>Carrying Case</b>                      Including a carry strap                      Suits Wile 26 &amp; Wile 65</p>	WI008	\$27
	<p><b>Grain Measure Cup</b></p>	WI009	\$9
	<p><b>CAP Complete</b>                      For WILE 55 65 66 Grain Measure Meters</p>	WI002	\$62
	<p><b>Cap</b>                      For WILE78 Grain Moisture Meter</p>	WI003	\$137
	<p><b>Battery Cover</b>                      Aluminium, models before 2007</p>	WI005	\$6
	<p><b>Battery Cover</b>                      Models since 2007 (plastic frame)</p>	WI006	\$6
	<p><b>Rubber Plug</b>                      WILE 26 / 65. For external temperature probe connector.</p>	WI007	\$8
	<p><b>Calibration Screwdriver</b></p>	WI010	\$8

# UNLOAD AUGER CLUTCH SYSTEM

Empty your Unloading Auger without having to empty the Grain Tank.



The system uses an electromagnetic clutch on the cross augers in the grain tank. It is operated by a foot switch in the cab. The kit comes with a full wiring harness, clutches and sprockets.



Part No.		Price
<b>John Deere</b>		
AE096	<b>Unloading Auger Clutch System</b> High Unloading Rate (HUR) models 9660STS 9760STS 9860STS 9670STS 9770STS 9870STS S660 S670 S760 S770	\$6090
AE097	<b>Unloading Auger Clutch System</b> High Unloading Rate S680 S690 S780 S790	\$6273

Part No.		Price
<b>Case-IH</b>		
AE094	<b>Unloading Auger Clutch System</b> Suits 7010 7120 7130 7140 8010 8120 9120	\$6273
HP774	<b>Sprocket - Unloading Clutch</b> #80 Chain 40 Tooth JD2000K	\$296
HP775	<b>Sprocket - Unloading Clutch</b> #60 Chain 60 Tooth JD1000K	\$296

## HEAVY DUTY LIFT CYLINDERS - JOHN DEERE

### Heavy Duty Replacement Feeder House Lift Cylinders

- More lift capacity than OEM
- Cylinder Bore 3½" Piston 2¼"



**SPECIAL**

John Deere		
AE095	Heavy Duty Lift Cylinders Suit 9660STS 9760STS 9860STS 9670STS 9770STS 9870STS	Cylinder, safety stop and hoses included
		<b>\$5515 per set</b> <b>\$4302</b>

## Is your Unloading Auger too short?



The **EXTENDER** is a simple add-on kit for Case-IH, Gleaner, John Deere, Massey Ferguson and New Holland Headers. Use the **EXTENDER** for safe, fast unloading into chaser bins, field bins, trucks and semi trailers.



**For increased productivity & profit, Harvestaire also recommends grain growers/contractors install the Unload Auger Clutch system (see page 12).**



Part No.	Model Application	Auger Diameter	Item	Price
<b>Case-IH - Axial Flow</b>				
AE003	1644 1666 1688 2144 2166 2344 2366 2188 2388 2588	12"	36" Extension inc Spout (Red)	\$2055
AE005	7010 8010 – to 2006 7120 7140 8120 9120 6088 7088 7230 8230 9230	15"	36" Extension inc Spout (Red)	\$3786
AE012	8230 9230 8240 9240	16"	36" Extension (Red - use old spout)	\$2730
AE014	7010 8010 (2007 & 2008 Models Only)		36" Extension inc Spout (Red)	\$2425
<b>John Deere</b>				
AE006	9650STS 9750STS 9400 to 9610 inclusive CTS CTSII	12¾"	36" Extension inc Spout	\$2030
AE001	9560STS 9660STS 9760STS 9670STS 9770STS S670 S680 S690	14"	42" Extension (use old spout)	\$2596
AE002	9660STS 9760STS 9860STS 9670STS 9770STS 9870STS S670 S680 S690 High Unloading Rate Auger	17"	48" Extension (use old spout)	\$3353
<b>New Holland</b>				
AE008	TR88 TR89 TR98 TR99 TX66 TX68		36" Extension inc Spout (Yellow)	\$3572
AE004	CR940 CR960 CR970 CR9060 CR9070 to 2006 CR9080 CR9090 CX840 CX860 CX880 CR7-90 CR8.90 CR9.90		36" Extension inc Spout (Black)	\$3786
AE015	CR940 CR960 CR970 2007 2008 Models Only		36" Extension inc Spout (Black)	\$2425
AE013	CR8090 CR9090	16"	36" Extension (Black)	\$3588
<b>Massey Ferguson</b>				
AE009	8570 to 8780 9690 9790		36" Extension inc Spout (Red)	\$2500
AE017	9795 9895 9560 9540 9520	15"	36" Extension inc Spout (Red)	\$4990
<b>Agco/Gleaner</b>				
AE017	Gleaner A76, A86	15"	36" Extension inc Spout (Nominte Colour)	\$4990
<b>Spare Parts</b>				
AE021	Small LH Spring for Grainsaver Door		Case-IH, John Deere	\$13.40
AE022	Small RH Spring for Grainsaver Door		Case-IH, John Deere	\$13.40
AE010	Spout Only – suits AE003 AE008			\$196
AE007	Spout Only - suits AE006			\$196
AE011	Spout Only – suits AE005			\$636

# KNIFE GUARDS

Part No.		Price
KG024	 <b>Macdon Draper Fronts Case-IH Draper Fronts</b> OEM: MD118344, MD118484 	\$27
KG058	 <b>Centre Knife Guards (Use with KG024)</b> Suit Macdon Double Knife Drive Use 3 per Front 	\$43
KG057	 <b>Knife Head End Guards (Use with KG024)</b> Suits Macdon rear Knife Drive Use 3 per Knife Drive End 	\$33
KG026	 <b>Case-IH Draper Front 3152 3162</b> Case-IH Rigid Front 3020 New Holland 740CF 880CF OEM: 87702973	\$17
KG023	 <b>New Holland Haybines &amp; 971 Fronts Case-IH - 1010 Fronts &amp; Swathers</b> Marks on Guard: BU215A, FQ215DH  New Holland Mower Conditioners, Macdon Windrowers, Hesston Mower Conditioner, some Midwest OEM: 219191, 1307299C1	\$21
KG055	 <b>Guard for Centre (Use with KG023)</b> of Double Knife Drive NH and CIH Mower Conditioner OEM: MD118345 	\$37
KG056	 <b>Knife Head End Guard (Use with KG023)</b> Use 3 per Front 	\$31
KG018	 <b>Agco/Allis</b> Marks on Guard: BC225, RS225 OEM: 1116504 71341601	\$24
KG021	 <b>Massey Ferguson Draper Front</b> Marks on Guard: FG306 OEM: 113400M1	\$33
KG019	 <b>International 810 Front</b> Marks on Guard: TQP265 OEM: 633098R1	\$24
KG020	 <b>John Deere - 200 &amp; 900 Series Rigid Fronts</b> <b>Prairie Mac Swather, Massey Ferguson,</b> New Holland 705 806 Fronts (Replace 134024) Agware Swather Marks on Guard: BC240	\$20
KG015	 <b>Claas</b> OEM: 672354 757265.1 626295.1	\$24
KG017	 <b>Praire Mac &amp; MF Swather</b> Westward early model Marks on Guard: FQ210 OEM: 1041468M1	<del>\$25</del> <b>\$20</b>
KG014	 <b>Macdon Swather or Belt Front</b> (Stubby cutting edge) Marks on Guard: BU250	\$28

Part No.		Price
KG009	 <b>John Deere Draper Fronts</b> - 2 Long & 1 Short Prong OEM: H213405 H229539 	\$27
KG010	 <b>John Deere Draper Fronts</b> - 1 Long & 2 Short Prongs OEM: H213508 H229540 	\$27
KG033	 <b>John Deere 600 Series Draper Fronts</b> RH End Knife Guard OEM: H228526	\$28
KG036	 <b>John Deere 600 Series Draper Fronts</b> Centre Overlap Knife Guard OEM: HXE19623	\$118
KG032	 <b>John Deere 600 Series Draper Fronts</b> Centre Overlap Knife Guard OEM: HXE18172	\$55
KG025	 <b>New Holland C-IH Draper Front</b> NH 740CF 760CG 840CD 880CF CaseIH 3020 3152 3162 Marks on Guard: 379720 OEM: 379720 80379720	\$24
KG001	 <b>SCH Knife Guard - Honeybee - 2 Prong</b> Marks on Guard: 	\$33
KG002	 <b>SCH Knife Guard - 2 Prong</b> Suits centre where Double Knife Drives overlap - 27915 	\$87
KG003	 <b>SCH Knife Guard Honeybee 2 Prong Open Top</b> Suits Knife Drive End - 27914 	\$65
KG004	 <b>SCH Knife Guard Honeybee 3 Prong Head End</b> 	\$87
KG005	 <b>SCH Knife Guard Honeybee - 3 Prong</b> 	\$92
KG030	 <b>Wear Strip</b> Suit Primary Sales Knife Guards	\$14.50



# NO CHOKE 4 IN 1 KNIFE GUARDS



## Knife Guards that reduce crop losses.

### Reduce shatter loss without choking

High quality forging. The "Rolls Royce" of Double Density KNIFE GUARDS. Reduces sideways travel of crop over 50% for less shatter and less wasted grain.

NO CHOKE – Knife Section projects past the short prong to cut through thick or tangled crops.
















Every second prong is short which gives you all the advantages of extra cutting edges without choking.

### NO CHOKE 4 in 1 Knife Guards

For Medium to Heavy legumes eg. Lupins, Faba Beans, Chick Peas and all Wheat, Barley, Oats and Canola.

### High Quality German Steel High Quality Heat Treatment

The whole guard is heat treated and case hardened to make it tough, then the cutting edges are heat treated separately to a very high hardness for long life.

Part No.	Model Application	Item	Price
<b>Agco/Gleaner</b>			
KG051	All Rigid and Belt Fronts	 Knife Guard for main length of front (2 per foot of cut)	\$50
<b>Case-IH - Axial Flow</b>			
KG006	All Draper Fronts (Macdon) Rigid 1010 1020 2020 3050 Varifront 3152 Rigid 3162 Flex	 Knife Guard for main length of front (2 per foot of cut)	\$38
KG053	All Draper Fronts (Macdon) Rigid 1010 1020 2020 3050 Varifront 3152 Rigid 3162 Flex	 End Guard suits Knife Drive End (3 per end)	\$48
KG054	All Draper Fronts (Double Drive Models)	 Centre Guard suits Double Knife Drive (3 per Front)	\$60
KG052	Auger Fronts (Centre Drive Models)	 Centre Guard (1 per front)	\$101
KG007	810 Front	 Knife Guard for main length of front (2 per foot of cut)	<b>\$31</b> <del>\$40</del>
<b>Honeybee</b>			
KG006	All Draper Fronts	 Knife Guard for main length of front (2 per foot of cut)	\$38
KG054	All Draper Fronts	 Centre Guard suits Double Knife Drive (3 per Front)	\$60
<b>John Deere</b>			
KG008	200 and 900 Series Rigid Fronts	 Knife Guard for main length of front (2 per foot of cut)	\$42
<b>Macdon</b>			
KG006	All Draper Fronts	 Knife Guard for main length of front (2 per foot of cut)	\$38
KG053	All Draper Fronts	 End Guard suits Knife Drive End (3 per end)	\$48
KG054	All Draper Fronts	 Centre Guard suits Double Knife Drive (3 per Front)	\$60
<b>New Holland</b>			
KG006	3050 Vari-Cut 3152 Rigid 3162 Flex 840CD 971 71C 72C 73C Draper Fronts (Honeybee)	 Knife Guard for main length of front (2 per foot of cut)	\$38
KG053	840CD 971 71C 72C 73C	 End Guard suits Knife Drive End (3 per end)	\$48
KG052	971 71C 72C 73C (Centre Drive Models)	 Centre Guard (1 per Front)	\$101

Can be used with or without Harvestaire Plastic Extension Fingers

# KNIFE GUARD LIFTER KITS

## For Legume Harvesting

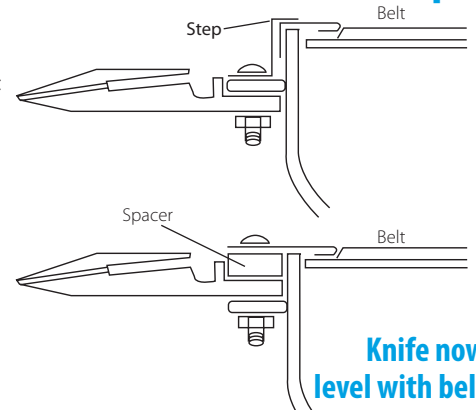
### Lift the knife to the level of the belt.

We strongly recommend that if you are using a Belt Front for harvesting legumes (lupins, beans, peas) that a Lifter Kit be fitted to raise the Knife level with the belt so that a lot of pods do not fall off the Knife because of the step-up that is along the front. We have kits to suit Macdon D60 D65 D75 also sold as Case-IH 2152 3152 3162. All kits include spacer bars, bolts, nuts and adaptors to raise the knife drive.

### Belt Front Example

#### EXISTING

Standard Belt Front  
Knife Guard Mount









#### MODIFIED BELT FRONT

Knife now level with belt

Part No.	Model Application	Price
KH076	Knife Lifter Kit suits Macdon 40ft Double Drive D60, D65, D75 (C-IH 2152), New Holland 83C	\$3780
KH077	Knife Lifter Kit suits Macdon 45ft Double Drive D60, D65, D75 (C-IH 2152), New Holland 83C	\$3995

#### Spare Parts for Lift Kits

KH081	Knife Drive Arm suits 960 Lift Kit – Macdon (C-IH 1040) Tapered Shaft - 12 splines		\$749
KH080	Knife Drive Arm suits 962 973 Lift Kit – Macdon (C-IH 1042 2052) 14 spline - Damp Type Shaft		\$770
KH053	Macdon Part No. 37835 Knifehead suits 960/962/973		\$306
KH060	Macdon Part No. 113688 Knifehead suits 972		\$306
KH056	Macdon D60 D65 D75 (2152) Knifehead – left – 5° Tilt – Use only with lift kit		\$306
KH057	Macdon D60 D65 D75 (2152) Knifehead – right – 5° Tilt – Use only with lift kit		\$306
KH058	Macdon 973 (2052) Knifehead – left – 10° Tilt – Use only with lift kit		\$306
KH059	Macdon 973 (2052) Knifehead – right – 10° Tilt – Use only with lift kit		\$306
KH032	Macdon Pin, Bearing and Seal - suits 960 962 972 973 D60 D65 1040 1042 1052		\$127
KH030	Macdon Bearing - suits Macdon Knifehead		\$58
KH031	Macdon Seal - suits Macdon Knifehead		\$10.30

## CANOLA VERTICAL KNIFE

# PROFIX Top Quality European Production



## Hydraulic Drive Unit – Fits to any Swather or Harvester Front

A clean vertical cut in your Canola will reduce losses, prevent radish wrapping and let you maximise the yield of this valuable crop.

The unit normally drives from the Return Line of the Hydraulic Reel Drive, or if fitted to a PTO Swather – then directly off the Tractor Hydraulics.

### FEATURES:

- Mechanical Simplicity • High Torque Hydraulic Motor • Easy Height Adjustment • No Greasing Required




Part No.	Description	Price
VK027	Vertical Canola Knife RH	\$2112
VK026	Vertical Canola Knife LH	\$2112

## Parts & Accessories are still available for Sabre Knives



## Light Crops and Legume Harvesting

Manufactured from extremely tough, flexible and hard-wearing polypropylene.



**Steel insert**

Positive and secure attachment to your existing knife guards with an existing bolt.

Wide tray shape to save pods and heads. 50mm (2") wide and 230mm (9") long.

Ultra-violet stabilised material for long life.



Save heads in those light thin crops



Part No.	Model Application		Price
PL001	John Deere 200 900 Rigid Fronts, New Holland 705 806 Fronts. Older Massey Ferguson. All Agco/Allis Rigid fronts	4 req per foot	\$7.50 ea
PL002	International 810 Fronts, KG020 Knife Guards on older John Deere and New Holland KG001 SCH Knife Guard – Honeybee – 2 Prong	4 req per foot -	\$7.50 ea
PL003	John Deere Draper Fronts – 900 and 600 Series and Claas Knife Guard 0519.600.0 0519.601	3 req per foot 4 req per foot	\$7.50 ea \$7.50 ea
PL010	Clip suits plastic extensions PL003 on John Deere Draper	72 req on 936D 80 req on 640D	\$2.50 ea
KS054	3/4" x 3/8" cuphead bolt suits clip on John Deere Draper	72 req on 936D 80 req on 640D	\$1.50 ea
KS052	3/8" nut to suit KS054	72 req on 936D 80 req on 640D	.50¢ ea
PL004	Macdon Belt Fronts to and including 962, 972 (Case-IH 1052, New Holland 971 71C 73C Fronts, Case-IH 1010 2010 & 2020 Fronts)	4 req per foot	\$7.50 ea
PL005	Honeybee with Crary or Harvestaire No Choke Guards and Agco Belt Fronts	4 req per foot	\$7.50 ea
PL007	Macdon D60 D65 D75 Belt Fronts (Case-IH 2152 3152) New Holland 83C	4 req per foot	\$7.50 ea

# DRAPER FRONT BELTING



All belting we supply is from WCCO and is the same specification they supply to header manufacturers. WCCO supply 90% of all original equipment belting. All belting has been UV stabilised for long life. Edges and centre are reinforced with a double strip.

**Highest Quality Available from**



The Industry Leaders and suppliers to original equipment




Part No.	Model Application and Details	Price
<b>Agco</b>		
<b>Side Belting</b>	(Sold per foot)	
DB075	All Agco Draper Fronts	41" wide - no V guide \$38 per ft
DB076	Agco Draper Fronts 9250 Series	41" Wide - V guide on edge \$43 per ft
DB077	Agco Draper Fronts 5200 Series	41" Wide - V guide inset 100mm \$43 per ft
<b>Connector</b>	(Sold as a Kit)	
RB002	Suits 41" side belting	Includes Bolts and Nuts \$50
<b>Centre Feed Belt</b>	(Sold as a Kit to exact size with joining holes pre punched and includes a Connector Kit)	
DB035	Agco Draper Fronts	60" wide by 57½" long - no V guide \$749
DB034	Agco Draper Fronts 9250	51.5" wide by 63" long - with V guide \$641
<b>Claas</b>		
DB078	Maxflo 1050 (35ft), 1200 (40ft) - Side Belting	1020mm wide with V guide \$48
<b>Honeybee also sold as New Holland</b>		
<b>Side Belting</b>	(Sold per foot)	
DB080	All Honeybee - New Holland to approx 2009	42" wide - no V guide \$38 per ft
DB079	Honeybee - New Holland 2009 on	41.75" wide - with V guide \$45 per ft
DB084	Honeybee - 4000 Series 2015 on (Airflex)	41.6" wide - with V guide \$46 per ft
<b>Connector</b>	(Sold as a Kit)	
RB008	Suits 41¾" and 42" side Belting	Includes Bolts and Nuts \$61
RB011	Suits 69" Centre Belt	Includes Bolts and Nuts \$100
<b>Centre Feed Belts</b>	(Sold as a Kit to exact size with joining holes pre punched and includes a Connector Kit)	
DB037	Honeybee - New Holland - Some early (2 required per machine)	34" wide - no V guide \$259 ea
DB039	Honeybee - New Holland 2009 on	68.75" wide by 63" long - with V guide \$700
DB040	Honeybee - New Holland to approx 2009	69" wide by 65" long - no V guide \$665
DB038	Honeybee - New Holland 2009 on (2 required per machine) inc 4000 series	41.75" wide - with V guide \$453 ea
DB041	Honeybee - New Holland 4000 Series	79.75" wide by 69" long - with V guide \$835

# DRAPER FRONT BELTING

Part No.	Model Application and Details	Price
<b>John Deere</b>		
<b>Side Belting</b>	(Sold per foot)	
DB081	930D 936D Draper Fronts	36" wide - with V guide \$41 per ft
DB082	630D 635D 640D Draper Fronts	39.5" wide - with V guide \$48 per ft
<b>Connector</b>	(Sold as a Kit)	
RB014	Suits 36" wide belting	Includes Bolts and Nuts \$61
RB026	Suits 39 <sup>1</sup> / <sub>2</sub> " wide belting	Includes Bolts and Nuts \$61
RB017	Suits 55.3" wide centre belt	Includes Bolts and Nuts \$73
RB020	Suits 60" wide centre Belt	Includes Bolts and Nuts \$83
<b>Centre Feed Belts</b>	(Sold as a Kit to exact size with joining holes pre punched and includes a Connector Kit)	
DB043	925D 930D 936D Draper Fronts - OEM: AXE12053	60" wide by 63 <sup>1</sup> / <sub>2</sub> " long - with V guide \$615
DB042	630D 635D 640D 740D Draper Fronts - OEM: AXE12533	55.3" wide by 58" long - with V guide 115mm from edge \$576
<b>Midwest</b>		
<b>Side Belting</b>	(Sold per foot)	
DB086	All Midwest Draper Fronts	36" wide - with centre V guide \$44 per ft
<b>Connector</b>	(Sold as a Kit)	
RB014	All 36" wide belting	Includes Bolts and Nuts \$61
RB020	Suits 60" wide centre Belt	Includes Bolts and Nuts \$83
<b>Centre Feed Belts</b>	(Sold as a Kit to exact size with joining holes pre punched and includes a Connector Kit)	
DB053	Suit Midwest with narrow body centre design	44" wide - with V guide \$474
DB054	Suit Midwest with wide body centre design	60" wide - with V guide \$550
<b>Case/New Holland</b>		
<b>Centre Feed Belt</b>		
DB036	Suits NH840C 880CF CIH3152 3162 (OEM 84289411)	42" wide (2 required per machine) \$636
DB084	840C 880CF and Case-IH 3152 3162	41.6" wide - with V guide \$46 per ft
<b>Macdon also sold as Case-IH and New Holland</b>		
<b>Side Belting</b>	(Sold per foot)	
DB084	All Macdon inc D60 D65 D75 and Case-IH inc 2152 2162	41.6" wide - with V guide \$46 per ft
DB085	D60 D65 FD75 Macdon series 2152 2162 Case-IH 83C New Holland	41.6" wide - with double V guide \$88 per ft
DB083	Early Case-IH swather, Agware swather	41.5" wide - no V guide \$39 per ft
DB080	Case-IH swathers - 8120 on, some Hesston and Versatile	42" wide - no V guide \$38 per ft
<b>Connector</b>	(Sold as a Kit)	
RB029	Suits 41 <sup>1</sup> / <sub>2</sub> ", 41.6" side belting	Includes Bolts and Nuts \$61
RB008	Suits 42" side belting	Includes Bolts and Nuts \$61
<b>Centre Feed Belts</b>	(Sold as a Kit to exact size with joining holes pre punched and includes a Connector Kit)	
DB044	Macdon, Case-IH	37.4" wide by 85 <sup>3</sup> / <sub>4</sub> " long - with V guide \$458
DB045	Macdon, Case-IH	38.4" wide by 97" long - with V guide \$499
DB046	Macdon, Case-IH	41.5" wide by 85 <sup>3</sup> / <sub>4</sub> " long - with V guide \$775
DB047	Macdon, Case-IH	45.4" wide by 97" long - with V guide \$508
DB048	Macdon, Case-IH	54.9" wide by 85 <sup>3</sup> / <sub>4</sub> " long - with V guide \$699
DB049	Macdon, Case-IH	55.9" wide by 97" long - with V guide \$732
DB050	Macdon, Case-IH	59.5" wide by 85 <sup>3</sup> / <sub>4</sub> " long - with V guide \$856
DB052	Macdon D60 D65 D75, Case-IH 2152 2162 New Holland 83C	78.5" wide by 63 <sup>3</sup> / <sub>4</sub> " long - with single V guide \$799

# DRAPER FRONT ROLLERS



## Polyurethane Sleeves for Drive Rollers


For excellent grip on driving rollers.

### Honeybee

Part No.		Price
DR057	 <b>Side Belt Drive Roller (inc. bearing)</b> Honeybee & New Holland - 63mm Dia Roller - 1080mmL Suits 42" Belting - No Vee Guide	\$711
PS005	<b>Polyurethane Sleeve Kit - 4 pcs x 30cm</b> 63mm Dia Roller Suits DR057	\$155
DR031	 <b>Side Belt Idler Roller (inc. 2 bearings)</b> Honeybee & New Holland - 63mm Dia Roller - 1063mmL Suits 42" Belting - No Vee Guide	\$614
DR032	 <b>Side Belt Drive Roller (inc. bearing)</b> Honeybee and New Holland - 23mm Dia Roller - 1072mmL Suits 41.75" Belting with Vee Guide	\$711
PS006	<b>Polyurethane Sleeve Kit - 4 pcs x 30cm</b> 76mm Dia Roller Suits DR032	\$175
DR033	 <b>Side Belt Idler Roller (inc. 2 bearings)</b> Honeybee and New Holland - 63mm Dia Roller - 1009mmL Suits 41.75" Belting with Vee Guide	\$614
DR034	<b>Centre Drive Roller (inc. bearing and seal)</b> Suits Honeybee & New Holland - 76mm Dia Roller - 1765mmL with 69" Feed Belt no Vee Guide and 68¾" Feed Belt with Vee Guide	\$956
PS007	<b>Polyurethane Sleeve Kit - 6pcs x 30cm</b> 76mm Dia Roller Suits DR034	\$285
DR035	<b>Centre Idler Roller (inc. 4 bearings &amp; 2 seals)</b> Suits Honeybee & New Holland with 69" Feed Belt no Vee Guide - 63mm Dia Roller - 1619mmL and 68¾" Feed Belt with Vee Guide	\$768

Part No.		Price
DR005	 <b>OMS100 Hydraulic Motor</b> 32mm shaft - suits Knife Drive	\$1400
DR004	 <b>OMP40 Hydraulic Motor</b> 25mm shaft - suits Knife Drive	\$916
BS003	 <b>Bearing (1 Req'd)</b> Suits DR034 OEM: 86560881	\$44
BS009	 <b>Seal (1 Req'd)</b> Suits DR034	\$10.30
BS004	 <b>Bearing (4 Req'd)</b> Suits DR035	\$39
BS010	 <b>Seal (2 Req'd)</b> Suits DR035	\$8.20
BS001	<b>Hexagonal Bearing</b> Suits all Honeybee Rollers	\$52
DR002	 <b>OMP40 Hydraulic Motor</b> Suits Honeybee & New Holland Belt Fronts	\$620
DR003	 <b>OMP50 Hydraulic Motor</b> Suits Honeybee & New Holland Belt Fronts	\$646

### John Deere

DR036	 <b>Hydraulic Motor - Draper Drive- 25mm Shaft</b> \$1292 Suits 925D 930D 936D Bile and Centre Feed Drives OEM: AH159155	
DR037	 <b>Side Belt Drive Roller (inc. Bearing)</b> \$825 Suits JD 930 936 Draper Front - 70mm Dia Roller - 930mmL OEM: AH212964	
PS008	 <b>Polyurethane Sleeves - 3 pcs x 30cm</b> \$185 70mm Dia Suits DR037	
DR038	 <b>Side Belt Idler Roller (inc. 2 bearings)</b> \$655 Suits JD 930 936 Draper Front - 57mm Dia Roller - 860mmL OEM: H213230 H160572	
DR039	 <b>Centre Drive Roller (inc. bearing)</b> \$996 Suits JD 930 936 Draper Front - 70mm Dia Roller - 1557mmL OEM: AH212965	
PS009	<b>Polyurethane Sleeves - 5 pcs x 30cm</b> \$255 70mm Dia Suits DR039	

DR040	 <b>Centre Idler Roller (inc. 2 bearings)</b> \$768 Suits JD 9300 9360 Draper Front - 57mm Dia Roller - 1485mmL OEM: H213228	
DR041	 <b>Side Belt Drive Roller (inc. bearing)</b> \$911 Suits JD 630 635 640 645 Draper Front - 70mm Dia Roller - 1025mmL OEM: AXE16282	
PS010	<b>Polyurethane Sleeves - 4 pcs x 30cm</b> \$205 70mm Dia Suits DR041	
DR042	 <b>Side Belt Idler Roller (inc. 2 bearings)</b> \$655 Suits JD 630 635 640 645 Draper Front - 70mm Dia Roller - 967mmL OEM: H216011	
BS002	<b>Hexagonal Bearing - Drive Roller</b> \$72 Suits DR037 DR039 DR041 OEM: JD9338	
BS005	<b>Hexagonal Bearing - Idler Roller</b> \$57 Suits DR038 DR040 DR042 OEM: AXE10322 AXE50068	

# DRAPER FRONT ROLLERS

Part No.		Price	Part No.		Price		
<b>Macdon</b>							
<b>DR043</b>		<b>Side Belt Drive Roller (inc. Bearing)</b> Suits Macdon 960 962 Case-IH 1040 1042 2042 57mm Dia Roller - 1050mmL OEM: MD 113962 C-IH 338721A1 395816A1	<b>\$683</b>	<b>DR051</b>		<b>Centre Idler Roller &amp; Axle (inc. 2 bearings)</b> Suits Macdon 960-962 C-IH 1040 1042 2042 Suits 38.4" wide Feed Belt 57mm Dia Roller - Roll x 902mmL - shaft x 950mmL OEM Roller: MD 100201 MD 101715 OEM Shaft: C-IH 338326A1 338364A1	<b>\$797</b>
<b>DR044</b>		<b>Side Belt Idler Roller &amp; Axle (inc. 2 Bearings)</b> Suits Macdon 960 962 Case-IH 1040 1042 2042 57mm Dia Roller - Roll x 1028mmL - shaft x 1090mmL OEM Roller: MD 43820 C-IH 131499A1 OEM Shaft: MD 49056 C-IH 338342A1	<b>\$626</b>	<b>DR053</b>		<b>Centre Drive Roller (inc. bearing)</b> Suits Macdon 972 C-IH 1052 2052 Suits 45.4" wide Feed Belt 76mm Dia Roller - 1169mmL OEM: MD 123408 C-IH 450915A1	<b>\$939</b>
<b>DR045</b>		<b>Side Belt Drive Roller (inc. Bearing)</b> Suits Macdon 972 973 Case-IH 1052 2052 57mm Dia Roller - 1025mmL OEM: MD 113837 C-IH 395815A1	<b>\$683</b>	<b>PS006</b>		<b>Polyurethane Sleeve Kit - 4 pcs x 30cm</b> 76mm Dia Suits DR053	<b>\$175</b>
<b>DR046</b>		<b>Side Belt Idler Roller &amp; Axle (inc. 2 Bearings)</b> Suits Macdon 972 973 Case-IH 1052 2052 57mm Dia Roller - Roll x 974mmL - shaft x 1020mmL OEM Roller: MD 100195 C-IH 346009A1 OEM Shaft: MD 100082 C-IH 346008A1	<b>\$598</b>	<b>DR054</b>		<b>Centre Idler Roller &amp; Axle (inc. 2 bearings)</b> Suits Macdon 972 C-IH 1052 2052 Suits 45.4" wide Feed Belt 57mm Dia Roller - Roll x 1084mmL - shaft x 1132mmL OEM Roller: MD 116079 MD 116080 OEM Shaft: C-IH 430277A1 430278A1	<b>\$797</b>
<b>DR047</b>		<b>Side Belt Drive Roller (inc. Bearing)</b> Suits Macdon D60 D65 Case-IH 2152 2162 57mm Dia Roller - 1043mmL OEM: MD 174694 C-IH & NH 84238688 MD220105	<b>\$655</b>	<b>DR055</b>		<b>Centre Drive Roller (inc. bearing)</b> Suits Macdon 960 C-IH 1040 Suits 55.9" wide Feed Belt 76mm Dia Roller - 1432mmL OEM: MD 87407814	<b>\$854</b>
<b>PS016</b>		<b>Polyurethane Sleeve Kit - 4 pcs x 30cm</b> 57mm Dia Suits DR043 DR045 DR047	<b>\$135</b>	<b>PS014</b>		<b>Polyurethane Sleeve Kit - 5 pcs x 30cm</b> 76mm Dia Suits DR055	<b>\$270</b>
<b>DR007</b>		<b>Side Belt Idler Roller (inc. Bearing)</b> Suits Macdon D60 D65 Case-IH 2152 2162 63mm Dia Roller - 994mmL OEM: MD 17417 C-IH & NH 84238689	<b>\$598</b>	<b>DR056</b>		<b>Centre Idler Roller &amp; Axle (inc. 2 bearings)</b> Suits Macdon 960 C-IH 1040 Suits 55.9" wide Feed Belt 57mm Dia Roller - Roll x 1349mmL - shaft x 1397mmL OEM: 87407805 87407809	<b>\$825</b>
<b>DR048</b>		<b>Centre Drive Roller (inc. bearing)</b> Suits Macdon 960 963 C-IH 1040 1042 2042 Suits 37.4" wide Feed Belt 63mm Dia Roller - 0147mmL OEM: MD 40817 C-IH 450915A1	<b>\$882</b>	<b>DR052</b>		<b>Centre Drive Roller (inc. bearing)</b> with Splined Drive End Suits Macdon D60 D65 C-IH 2152 2162 Suits 78.5" wide Feed Belt 7mm Dia Roller - 1999mmL OEM: MD 133891 C-IH 87627760	<b>\$1394</b>
<b>PS011</b>		<b>Polyurethane Sleeve Kit - 3 pcs x 30cm</b> Suits DR048	<b>\$130</b>	<b>PS015</b>		<b>Polyurethane Sleeve Kit - 7 pcs x 30cm</b> 76mm Dia Suits DR052	<b>\$350</b>
<b>DR049</b>		<b>Centre Idler Roller &amp; Axle (inc. 2 bearings)</b> Suits Macdon 960-962 C-IH 1040 1042 2042 Suits 37.4" wide Feed Belt 57mm Dia Roller - Roll x 899mmL - shaft x 1037mmL OEM Roller: MD 40812 C-IH 338326A1 OEM Shaft: MD 40810 C-IH 338364A1	<b>\$838</b>	<b>DR008</b>		<b>Centre Idler Axle (inc. 2 bearings)</b> Suits Macdon D50 D60 D65 D70 C-IH 2052 2062 Suits 78.5" wide Feed Belt 45mm Shaft - 2125mmL OEM: MD 156286 C-IH 47731155	<b>\$655</b>
<b>DR050</b>		<b>Centre Drive Roller (inc. bearing)</b> Suits Macdon 960-962 C-IH 1040 1042 2042 Suits 38.4" wide Feed Belt 70mm Dia Roller - 987mmL OEM: MD 100057 C-IH 450914A1	<b>\$882</b>	<b>BS021</b>		<b>Bearing Pin double Ball</b> Suits DR043, Macdon	<b>\$135</b>
<b>PS019</b>		<b>Polyurethane Sleeve Kit - 3 pcs x 30cm</b> 86mm Dia Suits DR050	<b>\$195</b>	<b>BS006</b>		<b>Bearing</b> Suits DR007 DR044 DR045 DR046 DR047 DR049 DR051 DR054 DR056	<b>\$17.50</b>

## New Holland

<b>DR047</b>		<b>Side Belt Drive Roller (inc. Bearing)</b> Suits NewHolland 82C 83C 57mm Dia Roller - 1043mmL OEM: MD 174694 C-IH & NH 84238688 MD220105	<b>\$655</b>	<b>PS015</b>		<b>Polyurethane Sleeve Kit - 7 pcs x 30cm</b> 76mm Dia with Splined Drive End Suits DR052	<b>\$350</b>
<b>DR007</b>		<b>Side Belt Idler Roller (inc. Bearing)</b> Suits NewHolland 82C 83C 63mm Dia Roller - 994mmL OEM: MD 17417 C-IH & NH 84238689	<b>\$598</b>	<b>DR008</b>		<b>Centre Idler Axle (inc. 2 bearings)</b> Suits NewHolland 82C 83C 45mm Shaft - 2125mmL Suits 78.5" wide Feed Belt OEM: MD 156286 C-IH 47731155	<b>\$655</b>
<b>DR052</b>		<b>Centre Drive Roller (inc. Bearing)</b> With Splined Drive End 76mm Dia Roller - 1999mmL Suits NewHolland 82C 83C OEM: 87627766	<b>\$1394</b>				

# PICKUP BELTS

Part No.		Price
<b>Case-IH</b>		
DB057	<b>Belt</b> Suits 1015 403 503 21¾" wide 60⅞" long - (No Teeth Fitted) 60 Teeth per Belt required	\$173
DB063	<b>Front belt</b> Suits 2015 model, 18¾" wide 57¾" long (No Teeth Fitted) 42 Teeth per Belt required	\$161
DB067	<b>Rear belt</b> Suits 2015 model, 18¾" wide 57¾" long	\$155
<b>John Deere</b>		
DB059	<b>Front Belt</b> Suits 110 132 212 214 912 914 3 Roller Models 22" wide 66½" long (No Teeth Fitted) 60 Teeth/Belt	\$177
DB060	<b>Belt 44½" wide x 57¼" long</b> Suits JD615P (No Teeth Fitted) 92 Teeth/Belt	\$383
<b>Phillips Swathmaster</b>		
DB063	<b>Front belt</b> 18¾" wide 57¾" long (No Teeth Fitted) 42 Teeth per Belt required	\$161
DB067	<b>Rear belt</b> 18¾" wide 57¾" long	\$155
DB066	<b>Flat Joiner Strip incl Bolts and Nuts</b> Suits DB063 DB067	\$30
DB064	<b>Front belt</b> Suits late model "Rollerdown" 37¾" wide 57¾" long (No teeth fitted) 84 Teeth per Belt required	\$345
DB065	<b>Rear belt</b> Suits late model "Rollerdown" 37¾" wide 57¾" long	\$328
<b>New Holland</b>		
DB061	<b>Front Belt 1515mm wide</b> Suits NH790CP 84 Teeth per Belt required OEM: 1012062	\$372
DB062	<b>Rear Belt 1515mm wide</b> Suits NH790CP OEM: 1012063	\$431

Part No.		Price
<b>Victory</b>		
DB071	<b>Front Belt 17½" wide x 44¼" long</b> (No Teeth Fitted) 60 Teeth per Belt required OEM: 01290-110001	\$126
DB073	<b>Rear Belt 17½" wide x 44¼" long</b> OEM: 01300-110002	\$120
DB072	<b>Front Belt 17½" wide x 53½" long</b> (No Teeth Fitted) 78 Teeth per Belt required OEM: 720010	\$134
DB074	<b>Rear Belt - Plain Belt 17½" wide x 53½" long</b> OEM: 013005-110003	\$134
<b>Teeth</b>		
DB070	<b>Single Prong Teeth</b>	\$1.30
DB069	<b>Double Prong Teeth</b> Suits Case-IH, John Deere, Smales, Swath Master, Allis	\$2.20
DB055	<b>Bolt</b> Suits DB069 double prong teeth ¾" (No fangs)	\$1.20
DB056	<b>KEP Nut</b> Suits DB055	\$0.50
DB068	<b>Bolt</b> Suits DB070 single prong teeth 1" (No fangs)	\$1.30
DB125	<b>¼" UNC Flange Nut</b> Suits DB068	\$0.40
DB058	<b>Bolt</b> to join ends of Pick Up Belts ¾" (With fangs)	\$1.80
DB118	<b>Nut</b> ¼"nyloc to suit DB058	\$0.20
DB119	<b>Washer</b> Suits DB058	\$0.10

## OUR PARTS TEAM CAN SOURCE ANY PART!

Use the REQUEST A PART function on our new website and provide us with your make and model details. You can even upload an image of the part you need.







## TAKE CONTROL OF YOUR HARVEST

**KX7** by **KONDEX**

### ABOUT KX7

KX7 concaves feature a helical, half-width design that meets the crop head-on for more immediate threshing that increases the capacity of your combine. This allows you to raise your concave clearance, reduce wear to your rotor, and achieve more flexibility to finetune settings. KX7 also offers more grain-on-grain threshing as a result of increased airflow disruption.



### KX7 BENEFITS

#### REDUCED ROTOR LOSS:

Don't leave cash in the paddock - improve your grain profit by minimizing rotor loss!

With KX7, losses average less than 0.5% of the field average yield across multiple crops - far less than traditional and alternative concave options.

This results from the improved up-front threshing that allows for more separation time. KX7 also greatly decreases blocking, the main contributor to rotor loss.

#### MIXED & HIGH-MOISTURE

**SEPARATION:** Poor separation can lead to a variety of problems from losses and blocking to delays and grain damage. KX7 helps eliminate these issues thanks to its earlier threshing.

This is true in not only ideal conditions but also in high-moisture or mixed-moisture crops.

Our design is more forgiving between different moisture levels, allowing you to continue harvesting and get the job done faster!

#### GREATER OPTIONS:

At half the width of traditional concaves, KX7 offers twice the crop configuration options to dial in your best harvest.

In addition, our individual box inserts are replaceable and reversible.

Their smaller size also makes KX7 easier to install and manoeuvre.



KX7 concaves




Traditional concaves

***"Amazing difference, the KX7 added 7t/hr to our S790 and improved the sample with Barley, Lupins, Faba Beans and Wheat. Highly recommend."*** John, Dec 2020

# IMPROVED CONCAVES FOR AXIAL FLOW AND ROTARIES

## Helical Bar Concaves




CN055

**ALL CONCAVE styles are fitted with wires**



CN052 & CN053



CN056

- Improved threshing • Reduced rotor losses • Fuel savings • Increased ground speed
- Work longer – start earlier – finish later • Slower Rotor Speeds • Wider Concave Openings

The placement of Helical bars in these concaves is used so the material approaches bars at right angles – this gives a greater threshing action. This improved threshing action gives you more harvesting hours per day in tough crops.

Case-IH Axial Rotor Machines show excellent improvement in threshing capability when fitted with helical concaves – If you have a specialty rotor, use them with Gorden Rotor Bars for the ultimate performance improvement.

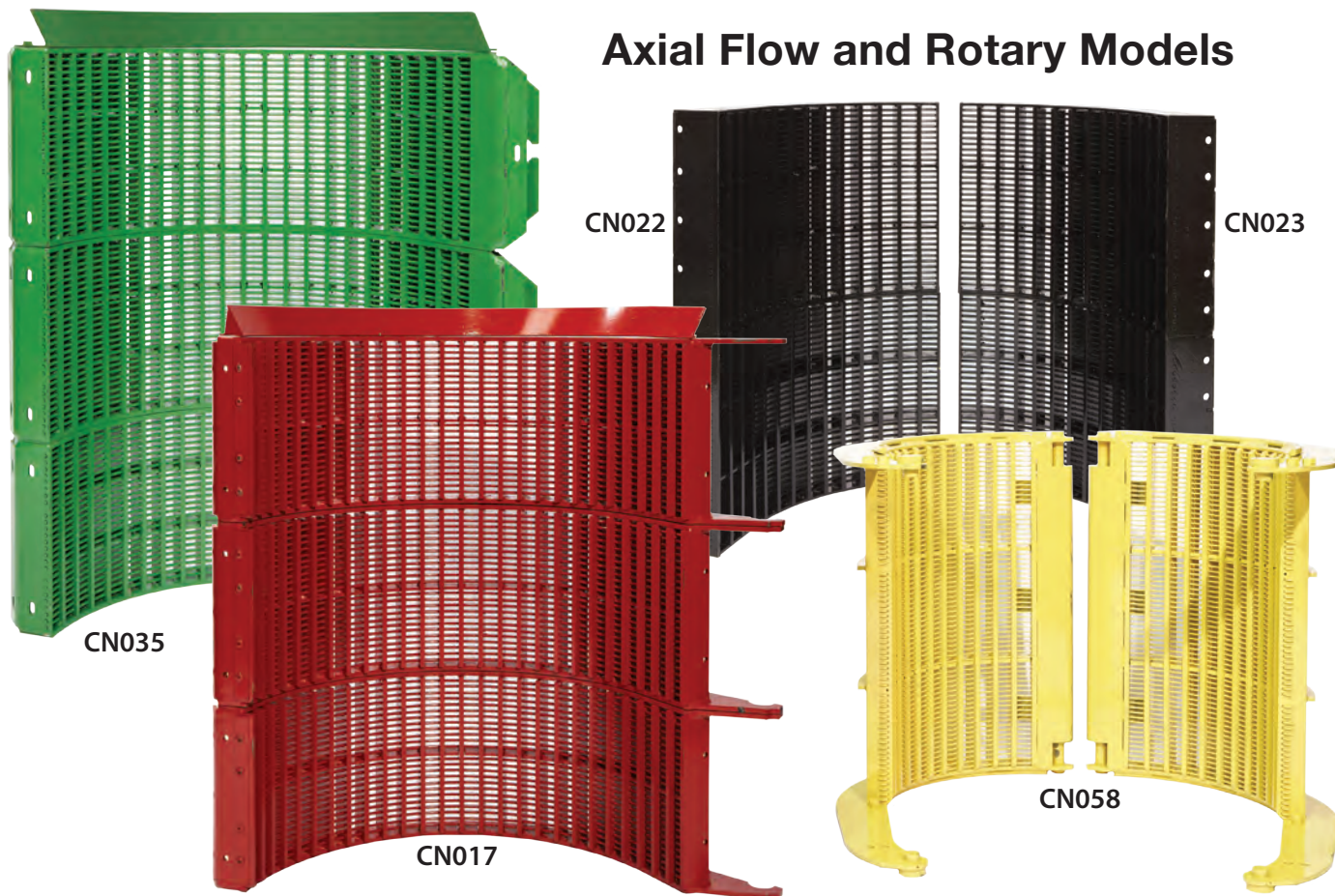
Use one or two segments in JD and Case-IH (except Case-IH 8010-9240 – needs a set – one left and one right).

## All concaves are fitted with wires

Part No.	Concave Wire for Repairs and Replacement - 25m per roll (Full roll prices)		
CN046	3.15mm Diameter	Sold by the roll in a coil, just cut to length and fit – High Tensile Spring Wire – Wear Resistant.	Per Metre \$2.50
CN047	3.50mm Diameter		Per Metre \$2.60
CN048	4.00mm Diameter		Per Metre \$2.70
CN049	5.00mm Diameter		Per Metre \$2.80
CN050	6.00mm Diameter		Per Metre \$3.90

Part No.	No. of Wires	Gap between Wires - mm	Item	Model Application	Price
<b>Case-IH</b>					
CN052	28	7.3	Helical Bar Concave Segment with feed lip	1640 1644 1460 1660 1666 2166 2366	\$1722
CN053	28	7.3	Helical Bar Concave Segment with feed lip	1680 1688 2188 2377 2388 2577 2588 6088 7088 7130	\$1749
CN055	35	7.3	Helical Bar Concave STD wire Sold as 1 left/1 right	8010 8120 8230 9120 9230 7010 7120 7230 7240 - early 8240 - early, 9240 - early	\$2906 per set of 2
<b>John Deere</b>					
CN056	28	7.5	Helical Bar Concave Segment with feed lip	9650STS 9750STS 9660STS 9760STS 9860STS 9770STS 9870STS S660 S670 S680 S690	\$2260
CN044	-	-	Latch Kit – '60' Type – Set of 3	When fitting to 9650STS or 9750STS	\$109 per set of 3

## Axial Flow and Rotary Models



## Fully Machined Concaves that make a real difference to your threshing.


Most harvesters now use a Rotary or Axial Flow threshing cylinder design. This has increased tonnes per hour dramatically in recent years.



A properly tuned harvester will thresh and separate to a high standard.

Because clearances of rotor bars from concaves are commonly greater than more conventional concaves they are often regarded as not so critical.

## Conventional



Available on Request


But clearances are critical whenever threshing gets hard and concaves have to be closed up. So we strongly recommend rotor bars are shimmed to a uniform clearance off the concaves so you are ready for tough threshing conditions.

### Heavy Duty

Harvestaire concaves are heavier than originals. This reduces stretch and bowing (opening up) of concaves which means some areas of the concaves are further away from the rotor bars than others.

# CONCAVES

Part No.	No. of Wires	Gap between Wires - mm	Model Application	Description & Comments	Price
<b>Agco/Gleaner</b>					
CN003	33	15	R60 R70	Grate only	<b>\$1911</b> <del>\$2450</del>
CN004	35	15	R62 R72	Concave only	\$2555
CN005	33	15	R62 R72	Grate only	\$3827
<b>Case-IH</b>					
CN012	24	6.5	1440 1460	Middle or Rear Concave segment	<b>\$819</b> <del>\$1050</del> ea
CN014	24	7	1640 1660 1644 1666 2144 2166 2366	Set of 3 Concaves – Incorp front lip	\$3065 a set
CN015	24	7	1640 1660 1644 1666 2144 2166 2344 2366	Front Concave segment & front lip	\$1160
CN016	24	7	1640 1660 1644 1666 2144 2166 2344 2366	Middle or Rear Concave segment	\$1150 ea
CN013	–	–	1640 1660 1644 1666 2144 2166 2344 2366	Front Lip only - Suit CN015 & CN052	\$216
CN017	30	5.3	1680 1688 2188 2377 2388 2588 7088 7132 7140	Set of 3 Concaves & front lip – <b>Heavy Duty</b>	\$3570 a set
CN018	30	5.3	1680 1688 2188 2377 2388 2588 7088 7130 7140	Front Concave segment & front lip – <b>Heavy Duty</b>	\$1476
CN019	30	5.3	1680 1688 2188 2377 2388 2588 7088 7130 7140	Middle or Rear Concave segment – <b>Heavy Duty</b>	\$1400 ea
CN020	–	–	1680 1688 2188 2377 2388 2588 7088 7130 7140	Front Lip only - Suit CN018 & CN053	\$920
CN022	30	6.5	8010 7010 7120 8120 9120 7230 8230 9230	LH Concave	\$835
CN023	30	6.5	8010 7010 7120 8120 9120 7230 8230 9230	RH Concave	\$835
<b>Claas</b>					
CN001	64	15.5	Claas 116 118	Concave only	\$2365
<b>John Deere</b>					
CN025	60	18	8820 8820 Titan 2	14 cross bars wrap around	<b>\$1720</b> <del>\$2205</del>
CN026	22	44	9400 9500 9650 CTS CTSII	14 Cross Bars wrap around	\$2488
CN027	26	44	9600 9610	14 Cross Bars wrap around	\$2870
CN029	31	5.5	9650STS 9660STS 9750STS 9760STS 9860STS 9670STS 9770STS 9870STS S660 S670 S680 S690	Set of 3 Concaves – small grain	\$4090 a set
CN030	31	5.5	9650STS 9660STS 9750STS 9760STS 9860STS 9670STS 9770STS 9870STS S660 S670 S680 S690	Front Concave segment & front lip – small grain	\$1640
CN031	31	5.5	9650STS 9660STS 9750STS 9760STS 9860STS 9670STS 9770STS 9870STS S660 S670 S680 S690	Middle or Rear Concave segment – small grain	\$1538 ea
CN035	25	7	9650STS 9660STS 9750STS 9760STS 9860STS 9670STS 9770STS 9870STS S660 S670 S680 S690	Set of 3 Concaves – small grain	\$4090 a set
CN036	25	7	9650STS 9660STS 9750STS 9760STS 9860STS 9670STS 9770STS 9870STS S660 S670 S680 S690	Front Concave segment & front lip – small grain	\$1671
CN037	25	7	9650STS 9660STS 9750STS 9760STS 9860STS 9670STS 9770STS 9870STS S660 S670 S680 S690	Middle or Rear Concave segment – small grain	\$1558 ea
CN032	12	33	9650STS 9660STS 9750STS 9760STS 9860STS 9670STS 9770STS 9870STS S660 S670 S680 S690	Set of 3 Concaves – wide wire spacing	\$4305 a set
CN034	12	33	9650STS 9660STS 9750STS 9760STS 9860STS 9670STS 9770STS 9870STS S660 S670 S680 S690	Middle or Rear Concave segment – wide wire spacing	\$1566 ea
CN028	–	–	Same models as CN030, CN033 & CN036 above	Front Lip only	\$227
CN044	–	–	Latch Kit – '60' Type – Set of 3	When fitting to 9650STS or 9750STS	\$109 set of 3
<b>New Holland Twin Rotor Machines</b>					
CN058	67	6	TR86 above S/N 526601 TR96 above S/N 527821 TR87 88 89 97 98 99	Concaves - Set of left and right	\$4843 set of 2
CN040	–	–	CR920 CR940 CR960 CR9040 CR9060	Concave – Fits left or right (Not inc Extension) (2 Req'd per machine) OEM: 47449673, 87536102	\$1731 ea
CN041	–	–	CR920 CR940 CR960 CR9040 CR9060	Concave Extension Fits left or right (2 Req'd per machine) OEM: 47444217, 86585615, 86585617	\$706 ea
CN042	56	6	CR8090 CR970 CR980 CR9070 CR9080 CR9090 7.80 8.90 9.90 10.90	Concave – Fits left or right (Not inc Extension) (2 Req'd per machine) OEM: 47449706, 87651759	\$2800 ea
CN043	53	6	CR8090 CR970 CR980 CR9070 CR9080 CR9090 7.80 8.90 9.90 10.90	Concave Extension Fits left or right (2 Req'd per machine) OEM: 47449702, 86585617	\$1071 ea



## Are your Rotor Bars or Drumbars worn?

**Worn bars cost you money in extra fuel, time and poor threshing.**

If the leading edge or centre section are worn more than 3 mm (1/8") then they need replacing.

We have high quality sets of Rotor Bars and Drumbars available.

All sets are matched for weight for a balanced Rotor/Drum and come with bolts, nuts, washers and shims so you can set a uniform clearance from the concave.

### Available in two different grades:




**Standard Hard** – equivalent to original equipment.

**Chrome Alloy** – The ultimate in long life, Harvestaire also have chrome or chrome alloy available in most bars.

Part No. Standard Hard	Chrome Alloy	Model Application Bars	No. of Hard	Bar Type & Particulars Alloy Price	Standard Price	Chrome
<b>Agco/Gleaner</b>						
-	DB003	R40 R42 R52 R60 R62 R70 R72 R75 R76	<b>SOLD TO ORDER</b>	Chrome Forward 1/2" Tooth Spacing (Left)	-	\$136 ea
-	DB004	R40 R42 R52 R60 R62 R70 R72 R75 R76		Chrome Reverse 1/2" Tooth Spacing (Right)	-	<del>\$132</del> <b>\$103</b> ea
-	DB001	R40 R42 R52 R60 R62 R70 R72 R75 R76		Chrome Forward 3/4" Tooth Spacing (Left)	-	\$150 ea
-	DB002	R40 R42 R52 R60 R62 R70 R72 R75 R76		Chrome Reverse 3/4" Tooth Spacing (Right)	-	\$274 ea

<b>Case-IH</b>						
DB006	-	1420 1620 Axial Flow	16	8 helical, 8 flat bars suits <b>STANDARD ROTOR</b>	\$764	-
DB102	-	1440 1460 1640 1660 1666 2144 2166 2344 2366	21	12 helical, 9 flat bars suits <b>STANDARD ROTOR</b>	\$969	-
DB009	-	1480 1680 1688 2188 2377 2388 2577 2588	28	16 helical, 12 flat bars suits <b>STANDARD ROTOR</b>	\$990	-

### Specialty Rotor

RB055	-	1666 2166 2366 1688 2188 2377 2388 2577 2588 6088 7088 7010 7120 7130 7140 7230 7240 8010 8120 8230 8240 9120 9130 9230 9240	54 '66' Series 66 '88' Series 74 8010 on	Rotor Bar cast steel		\$45 ea	-
-	RB056	1666 2166 2366 1688 2188 2377 2388 2577 2588 6088 7088 7010 7120 7130 7140 7230 7240 8010 8120 8230 8240 9120 9130 9230 9240	54 '66' Series 66 '88' Series 74 8010 on	Rotor Bar chrome alloy Improved leading edge angle		-	\$57 ea
RB043	-	7010 7120 7130 7140 7230 7240 8010 8120 8230 8240 9120 9230 9240	2-on First Mounts over Transition Cone	Rotor Transition Bar - helps move material back to threshing area over the concaves		\$74 ea	-

**All sets include bolts, nuts, washers & shims in the price.**

# ROTOR BARS & DRUMBARS

Part No.	Model Application	No. of Bars	Bar Type & Particulars	Standard Hard Price	Chrome Alloy Price
<b>Chrome Alloy</b>					
<b>Case-IH continued</b>					
RB041	1666 2166 2366 1688 2188 2377 2388 2577 2588 6088 7088 7010 7120 7130 7140 7230 7240 8010 8120 8230 8240 9120 9130 9230 9240	12 Total on 1st 3 circles	10° Bar - chrome alloy - fits to first 3 circles at Front of concaves 10° leading edge for aggressive threshing		\$62 ea
RB042 Larger Rotor Bar	1666 2166 2366 1688 2188 2377 2388 2577 2588 6088 7088 7010 7120 7130 7140 7230 7240 8010 8120 8230 8240 9120 9130 9230 9240	54 '66' Series 66 '88' Series 74 8010 on	Rotor Bar - chrome alloy - fits on remainder of Rotor if KM-505TD used at front LARGER ROTOR BAR for better threshing		\$66 ea
RB054	1666 2166 2366 1688 2188 2377 2388 2577 2588 6088 7088 7010 7120 7130 7140 7230 7240 8010 8120 8230 8240 9120 9130 9230 9240	54 '66' Series 66 '88' Series 74 8010 on	Rotor Bar chrome alloy with Spike 		\$71 ea
<b>STANDARD HARD</b>					
WB021	20's 40's 60's 44's 66's 77's 80's 88's 7120 8120 9120 7230	2 3 8	Straight separator bar OEM: 1318976C2		\$145 ea
WB019	1640 1660 1666 2144 2166 2344 2366	2	Helical kicker plate - Rear (Speciality Rotors only)		\$164 ea
WB020	1688 2188 2377 2388 6088 7088 2577 2588 7010 8010 7120 7130 7140 7230 7240 8120 8230 8240 9120 9230 9240	2	Helical kicker plate - Rear (Speciality Rotors only) OEM: 1327676C1		\$165 ea
WB022	20's 40's 60's 44's 66's 80's 88's	4 3 4	1066mm smooth bar Hardened OEM: 1303038C2		\$90 ea
WB023	20's 40's 60's 44's 66's 80's 88's	4 3 4	1066mm toothed bar Hardened		<del>\$105</del> ea \$82

## Gorden Rotor Bars for Case-IH

Each Gorden Rotor Bar replaces two original bars. These bars achieve:-

- **SUPERIOR THRESHING**
- **LESS ROTOR LOSS**
- **INCREASED CAPACITY** but less HP and fuel

Made from 15-3 chrome alloy. After 2000+ hours you can barely see any wear – the chrome is right through the bar. (Not just chrome plated).

Fit a max of 15 bars on 1644 1666 2144 2166 2344 2366 – fit in sets of 3

Fit a max of 20 on 1680 1688 2188 2377 2388 – fit in sets of 4

Fit a max of 16 bars on 7120 7130 7140 7230 7240 8010 8120 8130 8230 8240 9120 9230 9240 – fit in sets of 4







Part No.	Model Application	Price
RB050	1666 2166 2366 2144 2344	\$217 ea
RB049	1688 2188 2388 7010 7120 7130 7140 7230 7240 8010 8120 8130 8230 8240 9120 9230 9240 (Except ST Rotor with smaller tube) (Front of Rotor)	\$217 ea
RB051	1688 2188 2388 7010 7120 7230 7240 8010 8120 8230 8240 9120 9230 9240 (Separator Bar - Rear of Rotor)	\$217 ea



It's vital to shim your drum or rotor bars for proper threshing

All sets include bolts, nuts, washers & shims in the price.

# ROTOR BARS & DRUMBARS










Part No.	Model Application		No. of Bars	Bar Type & Particulars	Standard Hard Price	Chrome Price
	Standard Hard	Chrome				
<b>John Deere</b>						
DB088	-	7700 7720 7720 Titan 2	4L & 4R	Angle bars	\$990	-
DB112	DB020	8820 8820 Titan 2	4L & 4R	Angle bars	<b>\$819</b> <del>\$1050</del>	\$1400
DB113	DB021	9400 9410 9500 9510 CTS CTSII 9650CTS	5L & 5R	Angle bars - 6 bolt holes	\$1650	\$2162
DB114	DB022	9600 9610 9650CWS 9660CWS	5L & 5R	Angle bars - 7 bolt holes	\$1521	\$1999
<b>John Deere (STS, CTS, STS Threshing Elements)</b>						
DB014		9650STS 9750STS 9660STS 9760STS 9860STS 9670STS 9770STS 9870STS S660 S670 S680 S690		Set of 3 Hardened Threshing Elements Fit 5 sets of 3 per machine to models <u>not</u> having Bullet Rotor Fit 3 sets of 3 to rear 3 rows on models <u>with</u> Bullet Rotor OEM: AH216677	\$407	-
DB015		9960STS 9760STS 9860STS 9670STS 9770STS 9870STS S660 S670 S680 S690		Bullet Rotor 1st Row Set of 3 Hardened Threshing Elements <b>\$1022</b> <del>\$1310</del> OEM: AH216674 1st Row of Rotor		-
DB016		9960STS 9760STS 9860STS 9670STS 9770STS 9870STS S660 S670 S680 S690		Bullet Rotor 2nd Row Set of 3 Hardened Threshing Elements OEM: AH216675 2nd Row of Rotor	\$615	-
DB018		CTS CTSII 9650CTS 9660CTS	16	Tyne Short Hardened – separator	 \$25	-
DB017		CTS CTSII 9650CTS 9660CTS	28	Tyne Long Hardened – separator	 \$28	-
DB019		9650STS 9750STS 9660STS 9760STS, 9860STS 9670STS 9770STS 9870STS 9880STS S660 S670 S680 S690		Set of 3 Hardened Tynes or separator (8 sets per machine) OEM: AH208554	 \$176	-
<b>Massey Ferguson</b>						
DB120	-	750 850	4L & 4R	Angle bar	\$975	-
DB121	-	760 860	4L & 4R	Angle 5-hole bar	\$995	-
<b>New Holland</b>						
DB122	-	8060 8070 TX34 TX64	4L & 4R	Angle bar	<b>\$718</b> <del>\$920</del>	-
DB123	-	8080 TX36 TX66 TX68	4L & 4R	Angle Bar	\$1049	-
DB115	-	CX820 CX840 CX860 CX880 CX8080 CX8090	5L & 5R	Angle bar	\$1365	-
DB024	DB023	TR86 above Serial No 529739 TR96 above Serial No 529779 TR87 TR88 TR89 TR97 TR98 TR99 CR7.90 CR920 CR940 CR960 CR9040 CR9060	24	6 left & 6 right Flat 6 left & 6 right Angle	\$2870	\$3895
DB097	-	CR970 CR980 CR9070 CR9080 CR9090 CR8.90 CR9.90 CR10.90	36	9 left & 9 right Flat 9 left & 9 right Angle	\$4305	-
DB116	-	CR920 CR940 CR960 CR970 CR980 CR9070 CR9080 CR9090	36 54	Separator Blade inc. Bolts/Nuts	\$14 ea	

## OUR PARTS TEAM CAN SOURCE ANY PART!

Use the REQUEST A PART function on our new website and provide us with your make and model details. You can even upload an image of the part you need.

All sets include bolts, nuts, washers & shims in the price.

# WEAR BARS

Part No. Standard	Chrome	Model Application		Contents of Set	Price Standard	Price Chrome
<b>Case-IH-Axial-Flow</b>						
WB007	-	1440 1460 1640 1660 1644 1666 2144 2166 2344 2366		3 Bar Set Replaces Part 183253C2	\$330	-
WB009	WB008	1480 1680 1688 2188 2388		2 Bar Set Replaces Part 183264C2	\$248	\$392
WB010	-	7010 7120 7230 7240 8010 8120 8230 8240 9120 9230 9240		2 Bar Set Replaces Part 87376702	\$349	-
<b>John Deere – STS</b>						
WB011	-	9650STS 9750STS 9660STS 9760STS		Front Rotor Flight Kit Non Bullet Rotor (AH204533)	\$472	-
WB012	-	9650STS 9750STS 9660STS 9760STS		Rear Rotor Flight Kit Non Bullet Rotor (AH204534)	\$567	-
WB013	-	9660STS 9670STS 9760STS 9770STS 9860STS 9870STS S660 S670 S680 S690	AH216569	Rear Right Repair Kit Set of 3 Wear Plates - Bullet Rotor	\$1257	-
WB014	-	9660STS 9670STS 9760STS 9770STS 9860STS 9870STS S660 S670 S680 S690	AH216568	Front Right Repair Kit Set of 3 Wear Plates - Bullet Rotor	\$1133	-
<b>New Holland – Twin Rotors</b>						
WB044	-	TR70 TR85 TR86 TR87 TR88 TR89 TR96 TR97 TR98 TR99 CR940 CR960 CR9040 CR9060	Replaces Part 86584739  86584740	Set of plates for very front of Rotors consists of 2 LH & 2 RH Hardened Bars	\$520	-
						
WB043	-	TR70 TR85 TR86 TR87  TR88 TR89 TR96 TR97 TR98 TR99 CR940 CR960 CR9040 CR9060 CR7090	Replaces Part  86584738 86584737	Set of lugs for front of Rotors but behind WB043 consists of 4 LH & 4 RH Hardened Bars	\$520	-
WB047	-	CR9040 CR9060 CR9070	87496791 	Rotor Lug RH Serrated	<b>\$43</b> <del>\$55</del> ea	-
WB048	-	CR9080 CR9090 CR9040 CR9060 CR9070 CR9080 CR9090	87496792 	Front of Rotor but behind WB046 Rotor Lug LH Serrated	<b>\$43</b> <del>\$55</del> ea	-
WB049	-	CR970 CR980 CR9070 CR9080 CR9090	87700823 	Front of Rotor but behind WB046 Plate for very front RH Rotor Serrated	<b>\$144</b> <del>\$185</del> ea	-
WB050	-	CR970 CR980 CR9070 CR9080 CR9090	87700825 	Plate for very front LH Rotor Serrated	\$185 ea	-

## CASE-IH AXIAL FLOW – ROTOR BLADE KIT (Elephant Ears)



Part No.	Model Application	No. in Kit	OEM	Price
WB015	1420 1620	2	1957447C3	\$205
WB016	1440 1460 1640 1660 1644 1666 2144 2166 2344 2366	3	1957446C3	\$997
WB017	1480 1680 1688 2188 2388 2577 Specialty Rotor	2	1957445C3	\$732
WB018	2388 AFX Rotor	2	434525A3	\$928

Blade Kits are manufactured from abrasive resistant steel for longer wear.  
High strength, Grade 8 bolts & nuts included.





# TOP SIEVES, BOTTOM SIEVES AND PRE CLEANERS




## STANDARD LOUVRE TOP & BOTTOM

Our top and bottom sieves perform the same as originals, but have nylon bushes so they don't wear out!

## AIR FOIL LOUVRE BOTTOM SIEVE

AirFoil bottom sieves are virtually impossible to overload as the louvres do not deflect or close up under a heavy stream of grain as is frequently the case with traditional bottom sieves, particularly when they are worn. This makes normal sieves very difficult to adjust. It's common to find the normal sieve either putting too much good grain in the repeats or letting too much rubbish in the sample.


- **Strong Louvre Design prevents distortion caused by the weight of grain**



Plastic Strips  
SI366  
\$17 per mtr

**CUT LOSSES**

**IMPROVE CAPACITY**



Clips  
SI106  
.60¢ ea

SI367  
Nylon Bush  
.90¢ ea

**CUT LOSSES**

**IMPROVE CAPACITY**

## AIR FOIL LOUVRE TOP SIEVE

Airfoil Top Sieves have a unique Louvre design that divides the airflow and creates a bed of air jets which floats chaff up off the surface allowing heavier grain to easily separate and fall.

- **Wires and louvres can be replaced**
- **Nylon anti-wear bushes on all wires to drastically reduce wear**

Sieve model required when ordering.  
\$35 per complete louvre

# TOP SIEVES

Part No.		Model Application		Price	
Standard Louvre	Air Foil Louvre			Standard Louvre	Air Foil Louvre
<b>Agco/Gleaner</b>					
SI149	SI375	Allis N5 N6 N7 R60 R70	(49 <sup>1</sup> / <sub>2</sub> " Long) - Twin Adj. Levers	\$1592	\$1592
SI140	SI376	Agco R62 R72 R75 R76	(64" Long) Advise if manual or electric	\$1966	\$1966
<b>Case-IH</b>					
SI150	-	Inter 1420 Case-IH 1620		\$1255	-
SI145	-	Inter 1440 1460 915 Case-IH 1640 1660		\$1455	-
SI144	SI377	Case-IH 1644 1666 2144 2166 2344 2366 PR014		\$1645	\$1645
SI153	-	Inter 1480 Case-IH 1680 - Standard Length Sieve		\$1792	-
SI139	SI378	Case-IH 1680 - Long Sieve Models - 1688 2188 2388 2588 7088 2377		\$2077	\$2193
SI277	SI123	Case-IH 7010 7120 7130		\$1423	\$1423
SI178	SI113	Case-IH 7230 7240 8010 8120 8230 8240 9120 9230 9240 (set of 2 required)		\$1202 ea	\$1202 ea
<b>Caterpillar</b>					
SI131	-	Caterpillar 470	(set of 2 required)	\$1265 ea	-
SI147	-	Caterpillar 460 480	(set of 2 required)	\$1265 ea	-
<b>John Deere</b>					
SI274	SI379	John Deere 9400 9500 CTS CTSII	(set of 2 required)	\$728 ea	\$728 ea
SI165	-	9400 9410 9500 9510 CTS CTSII	Extension	\$633	-
SI146	-	John Deere 9600 9610	(set of 2 required)	\$896 ea	-
SI136	-	9600 9610	Extension	\$686	-
SI170	SI141	John Deere 9650 9750 - STS Models		\$1750	\$1750
		Manual Adjustment version (Fits some early '60' series also)			
SI249	SI278	John Deere 9660 9760 9860 9670 9770 9870 STS Models		\$1750	\$1750
		Electric Adjustment version (Fits some late '50' series also)			
SI279	SI267	John Deere S660 S670 S680 S690 Single Adjustment - Electric only		\$1993	\$1993
SI203	SI268	John Deere S660 S670 S680 S690 Dual Adjustment - Electric & Manual (Need to state whether USA or European built)		\$2003	\$2098
SI368	SI368	Adjuster Kit - Required if fitting a Dual Adjustment sieve to a machine previously single adjustment		\$127	\$127
SI369	SI369	Wiring Harness AXE14081 Suit most STS Models		\$232	\$232
<b>Massey Ferguson</b>					
SI370	-	MF9720 and White 9700	\$1820	\$1919	-
SI371	-	Massey Ferguson 8570 8780 9690		\$1919	-
SI111	SI380	Massey Ferguson 9790 9795 9895 Challenger 670		\$2214	\$2214
<b>New Holland</b>					
SI132	SI199	New Holland TR70 TR85 TR86 TR87 TR88		\$1160	\$1160
SI174	SI381	New Holland TR95 TR96 TR97 TR98 TR99 TR89		\$1529	\$1529
SI372	-	New Holland TX34 TX64 TX65		\$1423	-
SI127	-	New Holland TX66 TX68 (set of 2 required)		\$1318 ea	-
SI277	SI123	New Holland CR940 CR960 CR9060 CR7090 CR8080 CR9060 7.90 (Not including linkages)		\$1423	\$1423
SI178	SI113	New Holland CR970 CX860 CX880 CX8080 CX8090 CR8090 CR9070 CR9080 CR9090 (Not including linkages) 8.90 9.90 (set of 2 required)		\$1202 ea	\$1202 ea
SI373	-	TR70 TR85 TR86 TR87 TR88	Extension	\$580	-
SI374	-	TR95 TR96 TR97 TR98 TR89 TR99	Extension	\$833	-



Harvestaire manufacture all their sieves inhouse. If you don't see it listed call us - we can make to order.

Part No.		Model Application		Price	
Standard Louvre	Air Foil Louvre			Standard Louvre	Air Foil Louvre
<b>Agco/Gleaner</b>					
SI148	SI385	Allis N6 N7 R60 R62 R70	(42½" Long)	\$1529	\$1529
SI272	SI282	Agco R62 R72 R75 R76	(57¼" Long)	\$1740	\$1740
		(Advise if manual or electric adjust)			
<b>Case-IH</b>					
SI152	SI386	Inter 1440 1460 Case-IH 1640 1660		\$1265	\$1265
SI151		Case-IH 1420 1620		\$1160	-
SI155	SI387	Case-IH 1666 1644 2144 2166 2344 2366		\$1423	\$1423
SI154	-	Inter 1480 Case-IH 1680 Standard Length Sieve		\$1634	-
SI143	SI388	Inter 1680 Long Sieve Case-IH 1688 2188 2388 2588 7088 2377		\$1708	\$1708
SI175	SI269	Case-IH 7010 7120 7130 (not including linkages)		\$1423	\$1423
SI177	SI112	Case-IH 7230 7240 8010 8120 8230 8240 9120 9230 9240 (set of 2 required)		\$1107 ea	\$1107 ea
		(not including linkages)			
<b>Caterpillar</b>					
		Build to request			
<b>John Deere</b>					
SI164	-	John Deere 9400 9500 CTS CTSII	(set of 2 required)	\$791 ea	-
SI167	-	John Deere 9600 9610	(set of 2 required)	\$981 ea	-
SI169	SI389	John Deere 9650 9750 STS Models		\$1581	\$1581
		Manual Adjustment Version (Fits some early '60' series also)			
SI171	SI390	John Deere 9660 9760 9860 9670 9770 9870 STS Models		\$1581	\$1581
		Electric Adjustment Version (Fits some late '50' series also)			
SI119	SI391	John Deere S660 S670 S680 S690		\$1845	\$1845
SI369	SI369	Wiring Harness AXE14081 Suit most STS Models		\$232	\$232
HP683		Fan relocation Brackets		\$180	-
		Suits S660 onwards. These brackets relocate the fan to extract maximum air for the larger sieves.			
		The cut off point is reduced from 1" to ¼". Eliminate the dead spots.			
<b>Massey Ferguson</b>					
SI382		Massey Ferguson 9720 & White 9700		\$1634	-
SI383		Massey Ferguson 8570 8780 9690		\$1740	-
SI276		Massey Ferguson 9790 9795 9895 Challenger 670 manual		\$1845	-
SI589		Massey Ferguson 9790 9795 9895 Challenger 670 electric		\$1845	-
<b>New Holland</b>					
SI129	-	New Holland 8060 8070 (1250mm wide)		\$1213	-
SI581	-	New Holland 8060 8070 (1260mm wide)		\$1213	-
SI384	SI133	New Holland TR70 TR85 TR86 TR87 TR88		\$1213	\$1213
SI173	\$1194	New Holland TR95 TR96 TR97 TR98 TR89 TR99		\$1529	\$1529
SI124	-	New Holland TX34 TX64 TX65		\$1360	-
SI116	-	New Holland TX66 TX68	(set of 2 required)	\$1213 ea	-
SI175	SI269	New Holland CR940 CR960 CR9060 CR7090 CR8080 7.90		\$1423	\$1423
		(Not including linkages)			
SI177	SI112	New Holland CR970 CR8090 CR9070 CR9080 CR9090, CX860 CX880 CX8080 CX8090 8.90 9.90 10.90	(set of 2 required)	\$1107 ea	\$1107 ea
		(Not including linkages)			




Harvestaire manufacture all their sieves inhouse. If you don't see it listed call us - we can make to order.

# PRE CLEANERS


Part No.		Model Application	Price	
Standard Louvre	Air Foil Louvre		Standard Louvre	Air Foil Louvre
<b>Case-IH</b>				
SI176	SI270	Case-IH 7010 7120 7130 7140 Precleaner	\$1318	\$1318
SI280	SI115	Case-IH 7230 7240 8010 8120 8230 8240 9120 9230 9240 Precleaner	\$1434	\$1434
<b>John Deere</b>				
SI166	SI393	John Deere 9500 CTS CTSII Precleaner (set of 2 req)	\$728 ea	\$728 ea
SI142	-	John Deere 9600 9610 Precleaner (set of 2 req)	\$896 ea	-

## STS Adjustable Precleaner

Most JD STS's have fixed louvres on the precleaner. The Harvestaire Precleaner can be adjusted so you can clean up the sample and get maximum capacity. Complete with anti-wear nylon bushes.



			Standard Louvre
SI110	-	John Deere 9650 9750 9660 9760 9860 9670 Adjustable Pre Cleaner - Flat Style (Qty 8 welded in M8 bolts)	\$1529
SI200	-	John Deere 9650 9750 9660 9760 9860 9670 9770 Adjustable Pre Cleaner - Hump style (Qty 8 welded in M8 bolts)	\$1634
SI122	-	John Deere 9770 9870 Adjustable Pre Cleaner - Flat style (Qty 4 welded in M10 bolts)	\$1529
SI121	-	John Deere 9870 Adjustable Pre Cleaner - Hump style (Qty 4 welded in M10 bolts)	\$1634
SI342	-	John Deere S660 S670 S680 (not 2017 on) S690 Adjustable Pre Cleaner - Hump style (Qty 8 loose M10 bolts) - Not for European Build "S" Series	\$1634



New Holland			Price	
SI176	SI270	New Holland CR940 CR960 CR9060 CR7090 CR8080 CR7.90 Pre Cleaner	\$1318	\$1318
SI280	SI115	New Holland CR970 CR8090 CR9070 CR9080 CR9090 CR8.90 CR9.90 CX860 CX880 CX8080 CX8090 Pre Cleaner	\$1434	\$1434
SI392	-	New Holland TX66 TX68 Pre Cleaner	\$1381	-

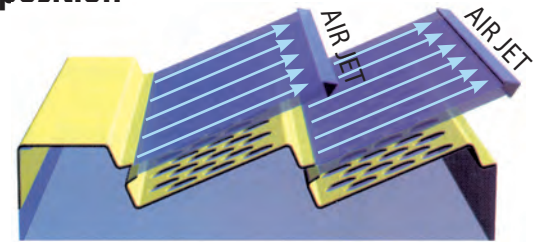


Harvestaire manufacture all their sieves inhouse. If you don't see it listed call us - we can make to order.



## For improved capacity and cleaner samples

- No adjustment required – just set the fan speed and go
- Mesh elements available for different crops
- Easily changed – the frame remains in position



## How AirJet™ Sieves Work

The thin layer of high velocity air streaming from the AirJet™ above the screen blows chaff rearward. The heavier grain penetrates the streaming air and falls through the screen. The screens face towards oncoming grain for faster separation. Screen hole size is selected to match specific crops.

### MESH ELEMENTS AVAILABLE:

#### Canola

.125" (3.15mm) Round holes



#### Large Wheat

.3" (7.62mm) Hex holes

#### Lupins/Barley

.45" (11.4mm) Hex holes

Part No.	Model Application & Description	Price
<b>Case-IH Axial Flow</b>		
SI252	1688 2188 2377 2388 2588 7088. Air Jet Sieve Frame	\$1476
SI427	Set of canola elements suits AJCIH2388	\$2161
SI428	Set of large wheat elements suits AJCIH2388	\$2056
SI429	Set of lupin/barley elements suits AJCIH2388	\$2056
SI430	1666 2166 2366 2144 2344. Air Jet Sieve Frame	\$1318
SI431	Set of canola elements suits AJCIH2366	\$1634
SI432	Set of large wheat elements suits AJCIH2366	\$1571
SI433	Set of lupin/barley elements suits AJCIH2366	\$1571
<b>John Deere</b>		
SI253	9650 9750 9660 9760 9860 9670 9770 9870 STS Models Air Jet Sieve Frame	\$1360
SI422	S660 S670 S680 S690 Air Jet Sieve Frame	\$1529
SI424	Set of large wheat elements suits AJJD9650	\$2056
SI425	Set of large lupin/barley elements suits AJJD9650	\$2056
SI423	Set of large wheat elements suits AJJD5670	\$2056
SI426	Set of large lupin/barley elements suits AJJD5670	\$2056
<b>Case-IH 7230 8010 8120 8230 9120 9230 &amp; New Holland CR8090 CR970 CR9070 CR9080 CR9090</b>		
SI434	CIH 7230 7240 8010 8120 8230 8240 9120 9230 9240 & NH CR8090 CR970 CR9070 CR9080 CR9090	Air Jet Sieve Frame (2 required per machine) \$738
SI435	CIH 7230 7240 8010 8120 8230 8240 9120 9230 9240 & NH CR8090 CR970 CR9070 CR9080 CR9090	Air Jet Precleaner Frame (1 required per machine) \$738
SI436	Set of canola elements suits AJCNHP – Precleaner	\$1107
SI437	Set of canola elements suits AJCNHT – Sieve – (Enough for 1 machine)	\$1371
SI438	Set of large wheat elements – Precleaner	\$949
SI439	Set of large wheat elements – Sieve – (Enough for 1 machine)	\$1265
SI440	Set of lupin barley elements – Precleaner	\$949
SI441	Set of lupin barley elements – Sieve – (Enough for 1 machine)	\$1265



# CANOLA SIEVES



## These Sieves will get you through the tough receival standards

This special mesh sieve has been specifically designed for Canola. If you are experiencing trouble with a Dirty Sample the use of our Mesh Sieve should clean up your canola and avoid the need to grade it after Harvest. These Sieves are fitted with Expanded Metal Mesh. We guarantee these Sieves will get your Canola clean enough to meet receival standards.

**PLEASE NOTE:** Being a Mesh Sieve, occasional cleaning with a simple scraper may be required if your Canola crop has radish, volunteer cereals, green or excessive trash.



Part No	Model Application		Price
<b>Agco/Gleaner</b>			
SI394	Agco R62 R72	Top	\$1318
<b>Case-IH</b>			
SI395	Case-IH 1666 2166 2366 1644 2144 2344	Top	\$1160
SI126 (set of 2 required)	Case-IH 7230 7240 8010 8120 8230 8240 9120 9230 9240	Top	\$749 ea
SI396	Case-IH 7010 7120 7130 7140	Top	\$1033
SI397	Case-IH 7010 7120 7130 7140	Precleaner	\$854
SI398	Case-IH 7230 7240 8010 8120 8230 8240 9120 9230 9240	Precleaner	\$1002 \$1128
Case-IH 1680 1688 2188 2377 2388 exclusive 2388 extreme 2588 6088 7088		Top	\$1318
<b>John Deere</b>			
SI134 (set of 2 required)	John Deere 9400 9500 CTS CTSII 9450 CWS 9550 CWS	Top	\$580 ea
SI399 (set of 2 required)	John Deere 9600 9610 9650 CWS 9650 CTS	Top	\$6143 ea
SI130	John Deere 9650 9750 9660 9670 9760 9770 9860 9870 STS	Top	\$1181
SI117	John Deere S660 S670 S680 S690	Top	\$1223
<b>New Holland</b>			
SI400	New Holland TR85 TR86 TR87 TR88	Bottom or Top	\$833
SI401	New Holland TR85 TR86 TR87 TR88	Extension	\$380
SI135	New Holland TR95 TR96 TR97 TR98 TR89 TR99	Bottom or Top	\$991
SI138	New Holland TR95 TR96 TR97 TR98 TR89 TR99	Extension	\$412
SI126 (set of 2 required)	New Holland CR970 CR8090 CR9070 CR9080 CR9090 CR8.90 CR9.90 CX860 CX880 CX8080 CX8090 TX36 TX66 TX68	Top	\$749 ea
SI402	New Holland CR940 CR960 CR6090 CR7090 CR8080 CR9060 CR7.90	Top	\$1023
SI403	New Holland CR940 CR960 CR6090 CR7090 CR8080 CR9060	Precleaner	\$875
SI404	New Holland CR970 CR8090 CR9070 CR9080 CR9090 CR8.90 CR9.90	Precleaner	\$939
SI594	New Holland TR85 TR86 TR87 TR88	Bottom	\$833
SI595	New Holland TR89 TR95 TR96 TR97 TR98 TR99	Bottom	\$833



**Harvestaire manufacture all their sieves inhouse. If you don't see it listed call us - we can make to order.**



# Posifeed Rollers overcome poor feeding at the feeder house and are used as a replacement roller

The posifeed rollers are made as a triangular shape with rings for the chains to run on.

The points of the triangle “bite” the crop material and positively feed it.

The crop can be taken away more effectively as it has room between the slats of the feeder chain and open segments of the triangular roller.

Crop feeds in more smoothly and doesn't feed in lumps.



Part No.	Dia. Roller mm	Width Roller mm	No. Chains	Item	Model Application	Price
<b>Agco/Gleaner</b>						
PR004	202	940	3	Posifeed Roller - 6 holes	R62 R72	\$1487
<b>Case-IH</b>						
PR001	218	815	2 or 3	Posifeed Roller - 6 studs	1420 1440 1460 1620 1640 1660 1644 1666 2144 2166 2344 2366	\$1151
PR002	243	1060	2 or 3	Posifeed Roller - 6 studs	1480 1680 1688 2188 2377 2388 2588	\$1102
PR003	219	1042	3	Posifeed Roller - 6 studs	2377 6088 7088	\$1400
<b>John Deere</b>						
PR008	273	1325	3	Posifeed Roller - 3 bolt holes	9400 9410 9500 9510 CTS CTSII (All 9650STS 9750STS) (9660STS 9760STS 9860STS BSN 720360)	\$1425
PR009	273	1595	4	Posifeed Roller - 3 bolt holes	9600 9610	\$1650
PR007	273	1250	3	Posifeed Roller - 4 bolt holes	9670STS 9770STS 9870STS S660 S670 S680 S690	\$1497
<b>⚠ Need to check Bearing Arrangement ie 4 Bolt Mount with Hex Bore Bearing OR Inbuilt Housing OR 3 Bolt Mount with Round Bore Bearing</b>						
PR005	-	-	-	Bearing Housing - 3 Hole	To fit roller to 9660STS 9760STS and 9860STS (2 req)	\$129 ea
PR006	-	-	-	Bearing Housing - 4 hole	Suit 9760 9860 OSTs (2 req)	\$139 ea
<b>New Holland</b>						
PR013	273	927	3	Posifeed Roller - 3 studs	TR87 (ASN 557068) TR88 TR89 TR86 TR97 TR98 TR99 TR96 above (ASN 529778) Use where original roller is 305mm Dia	\$1292
PR014	237	937	3	Posifeed Roller - 3 studs	(TR87 - ASN 557068) TR88 TR89 TR86 TR97 TR98 TR99 TR96 (ASN 529778) Use if original roller 9"	\$1230
PR011	237	937	3	Posifeed Roller - 6 studs	CR940 CR960 CR9060 CR7090 CR8080	\$1666
PR012	237	1200	3	Posifeed Roller - 6 studs	CR970 CR8090 CR9070 CR9080 CR9090 CX860 CX880 CX8080 CX8090	\$1730
PR010	237	1200	4	Posifeed Roller - 6 studs	CR8090 CR9070 CR9080 CR9090 (except CR8.90 CR 9.90)	\$1691



We make most of the chains listed here inhouse.



- Serrated Hi-tensile Slats
- Top Quality Italian Chains
- High quality sprockets to suit nearly all Feeder and Grain Elevator Chains.



Part No.	Model Application	Chain Type	No. of Chains	No. of Links	No. of Slats	Description	Price
----------	-------------------	------------	---------------	--------------	--------------	-------------	-------

### Agco/Gleaner

CH221	N5 N6 N7 R60 R70	CA557	3	101	26	H/Duty U Slat suits Front or Rear	\$1675 ea
CH331	R62 R72	CA557	3	96	32	H/Duty U Slat suits Front	\$1885
CH332	R62 R72	CA557	3	84	28	H/Duty U Slats suits Rear	\$1714
CH333	R66 R77	CA557	4	100	39	H/Duty U Slat suits Front	\$1941
CH334	R66 R77	CA557	4	87	33	H/Duty U Slats suits Rear	\$1714

### Case-IH

CH277	1420 1440 1460 1620 1640 1660 1644 1666	CA557	2	71	12	H/Duty Cast	\$1442
CH278	1420 1440 1460 1620 1640 1660 1644 1666	CA557	3	71	18	H/Duty U Slats	\$1243
CH335	1480 1680	CA557	2	71	12	H/Duty Cast	\$1485
CH281	2144 2166 2344 2366	CA557	3	75	20	H/Duty U Slats	\$1357
CH338	2144 2166 2344 2366	CA557	2	76	13	H/Duty Cast	\$1544
CH283	1688 2188 2377 2388 2588 5088 6088 7088	CA557	3	76	20	H/Duty U Slats	\$1410
CH339	1688 2188 2388	CA557	2	79	10	H/Duty Cast slats	\$1658
CH336	7130 7140	CA557	3	75	20	if Rocktrap Fitted	\$1410
CH337	7130 7140	CA557	3	87	22	if no Rocktrap Fitted	\$1658
CH222	Case-IH 8010 (Easy model) 2 required per machine	CA557	2	112	14	H/Duty U Slats (12 <sup>7</sup> / <sub>8</sub> " centre/centre - chains)	\$1200 ea
CH340	Case-IH 7010 8010 2 required per machine	CA557	2	112	14	H/Duty U Slats (18" centre/centre - chains)	\$1275 ea

CH285	Case-IH 7120 7230 7240 8120 8230 8240 9120 9230 9240	CA557	4	115	42	H/Duty U Slats Suits <b>NO ROCKTRAP</b> Chain Spacing across Feeder House 14", 15 <sup>1</sup> / <sub>2</sub> " , 14" OEM: 84179642	\$2736
CH286	Case-IH 7120 7230 7240 8120 8230 8240 9120 9230 9240	CA557	4	97	36	H/Duty U Slats Suits <b>WITH ROCKTRAP</b> Chain Spacing across Feeder House 12", 15 <sup>1</sup> / <sub>2</sub> " , 12" OEM: 84179639	\$2350

Please check spacing between chains across the Front Roller on CH285 & CH286

⚠ (The number of slats & links on a model can vary - please check)








**⚠ (The number of slats & links on a model can vary - please check)**

Part No.	Model Application	Chain Type	No. of Chains	No. of Links	No. of Slats	Description	Price
<b>Caterpillar</b>							
CH218	Lexion 460 480 – left side	CA624	2	108	18	H/Duty U Slat	\$1226
CH219	Lexion 460 480 – right side	CA624	2	108	18	H/Duty U Slat	\$1226
CH217	Lexion 470	CA624	3	108	36	H/Duty U Slat	\$1992
<b>Claas</b>							
CH220	Claas 750	CA624	4	107	54	H/Duty Slat - 378mm chain centres	\$2500
CH341	Claas 770	CA624	4	107	54	H/Duty Slat - 475mm chain centres (Both fitted with long bolts per original)	\$2500
<b>Other Claas models on request</b>							
<b>John Deere</b>							
CH342	6600 6620 Titan 2	CA550	3	87	22	H/Duty U Slat	\$1533
CH348	7700 7720 7720 Titan 2	CA557	3	87	22	H/Duty U Slat	\$1450
CH349	8820 8820 Titan 2	CA557	4	85	36	H/Duty U Slat	\$1850
CH270	9400 9500 CTS CTSII 9410 9510 9650CTS	CA557	3	101	26	H/Duty U Slat	\$1765
CH269	9600 9610  9650CWS 9660CWS	CA557	4	101	39	H/Duty U Slat	\$2384
CH271	9650STS 9750STS 9660STS 9760STS 9860STS	CA557	3	89	30	H/Duty U Slat	\$1868
CH215	9670STS 9770STS 9870STS S660 S670 S680 S690	CA557	3	91	24	H/Duty Cast Slat - 21.65" Centres	\$2112
CH122	S660 S670 S680 S690 S760 S770 S780 S790		4	91	27	H/Duty Cast Slat OEM: 27247	\$2712
<b>Massey Ferguson</b>							
CH290	8560 8780 8780XP 9690	CA557	3	115	30	H/Duty U Slat	\$1885
CH343	9560	CA557	4	115	45	H/Duty U Slat	\$2696
CH224	9790	CA557	3	115	30	H/Duty U Slat	\$2055
<b>New Holland</b>							
CH291	TR70 TR85 8040	CA557	3	93	24	15¼" Centre to Centre sprockets	\$1624
CH274	TR85 TR86 TR87 TR88 TR89 TR96 TR97 TR98 TR99	CA557	3	93	24	17⅞" Centre to Centre sprockets H/Duty U Slats	\$1680
CH225	CX840 CX860 CX880 CX8060 CX8070 CX8080 CX8090111	CA557	4	115	45	H/Duty U Slats	\$2747
CH124	CR920 CR940 CR960 CR6090 CR7090 CR8080 CR9060 CR7.90	CA557	3	111	38	H/Duty U Slats	\$2072
CH276	CR970 CR980 CR9070 CR9080	CA557	3	111	38	H/Duty U Slats	\$2282
CH344	CR8090 CR9070 CR9080 CR9090 CR9.90 OEM: 84396924 to 41103499	CA557	4	111	42	H/Duty Slats Does not suit Dynamic Feed Roller If DFR fitted, OEM: 48103500	\$2815
CH345	TX66 Early TX66 Standard	CA557	3	115	30	H/Duty Angle Slats	\$1910
CH346	TX64 TX65	CA557	3	115	30	Advise if 20¼" or 22¼" centres	\$2134

# SPROCKETS FOR FEEDER CHAINS




**IMPORTANT NOTE:** Before installing one or more sprockets, do a visual inspection on the used sprockets you plan to run together with a new sprocket. If you notice a substantial wear factor in any, then it is important to replace all the sprockets.

Part No.	Model Application	No. of Teeth	Shaft Size	OEM	Price	
<b>Agco/Gleaner</b>						
CH143	N & R Series Feeder & Separator	13	38mm Hex	71357768	<del>\$150</del> <b>\$117</b>	
CH144	R42 R52 R62 R72	13	44mm Hex	71368861	\$155	
CH145	R65 R66 R75 R76 MF8680	13	51mm Hex	71394665	\$186	
<b>Case-IH</b>						
CH147	1420 1440 1460 1480 1620, 1640 1660 1680 1644 1666 1688 2144 2166 2344 2366 2188 2388 2588	9	38mm Hex	1970248C1	\$107	
CH148	Split sprockets for same models as CH147 above	9	38mm Hex	1970248C1	\$267	
HP286	Sprocket Tube for 3 Chain Feeder Chain 1688 2188 2388 2588 2377 2577 (sprockets flush with ends)	9	38mm Hex	1989587C2 87315913	\$1147	
HP287	Sprocket Tube for 3 Chain Feeder Chain 2388 above S/NHAJ03001 2577 2588 (sprockets inset from each end 50mm)	9	38mm Hex 1025mmL	87642397	\$969	
HP292	Sprocket Tube for 3 Chain Feeder Chain 5088 6088 7088 7130 7140	9	44mm Hex	84122242	\$1180	
HP293	Sprocket Tube for 2x2 Chain Feeder Chain 11 Spline 7010 8010 AFX8010 18" Ctr/Ctr on Spkt	11	38mm Spl 1365mmL	87284914	\$1425	
HP288	Sprocket Tube 4 Chain Feeder with 14" 15½" 14" Spkt centres 11 Spline 7120 7230 7240 8120 8230 8240 9120 9230 9240 <b>No Rocktrap.</b>	15		84414906	\$2539	
HP689	Stripper Kit suits 80 Series – 3 Chain				\$210	
<b>John Deere</b>						
CH129	6620 7720 8820 9400 9500 9600 CTS	10	44mm Hex	H118583	\$103	
CH133	Split sprocket for same model as CH129 above	10	44mm Hex	H118583	<del>\$185</del> <b>\$144</b>	
CH134	CTSII 9510 9610 9650 <b>Outside</b>	10	57mm Round	H159613	\$78	
CH135	CTSII 9510 9610 9650 <b>Centre</b>	10	57mm Round	H159614	\$93	
CH136	9650 STS 9750 STS 9670STS to S/N 730100 9660STS 9760STS 9860STS <b>Outside</b>	13	57mm Round	H159615	\$93	
CH137	9650 STS 9750 STS 9660STS 9760STS 9860STS <b>Centre</b>	13	57mm Round	H159616	\$124	
CH149	9670STS 9770STS 9870STS, S660 S670 S680 S690	13	57mm Round	H227474	\$196	
CH127	955 975 1065 1075 1051 <b>Outside</b>	14	40mm Round	Z11544	\$105	
CH323	955 975 1065 1051 <b>Centre</b>	14	40mm Round	Z11545	\$83	
<b>New Holland</b>						
CH138	TR70 early TR85 <b>Outside</b>	12	44mm Round	765720	\$120	
CH139	TR70 early TR85 <b>Centre</b>	12	44mm Round	80765721	\$120	
CH140	TR85 TR86 TR87 TR88 TR89 TR95 TR96, TR97 TR98 TR99 CR940 CR960 CR970 CR980 CR9060 CR9070 CR9080 CR9090 <b>Outside</b>	12	44mm Hex	766379	\$176	
CH141	TR85 TR86 TR87 TR88 TR89 TR95 TR96, TR97 TR98 TR99 CR940 CR960 CR970, (Early CR9040 CR9060 CR9070) CR9080 CR9090 <b>Centre</b>	12	44mm Hex	80766380	\$165	




## Positive Grabbing Of Crop Material

For greatly improved feeding in those thin or difficult to feed crops. Tried and proven on Case-IH.




Part No.	Model Application	Chain Type	Number of Chains	Description	Price
CH324	1420 1440 1460 1620 1640 1660 1644 1666	CA557	3	Feeder Chain fitted with Hi-Tooth Slats	\$1350
CH282	2144 2166 2366	CA557	3	Feeder Chain fitted with Hi-Tooth Slats	\$1521
CH284	1688 2188 2377 2388 2588	CA557	3	Feeder Chain fitted with Hi-Tooth Slats	\$1589

### Slat Inserts And Slats For Original Chains

Part No.	Model Application	Chain Type	Number of Chains	Description	Price
CH325	1460 1620 1640 1660, 1644 1666 2144 2166 2366		2	Slat Insert – add to Original Slat on 2 Chain versions	\$60 ea
CH326	1480 1680 1688 2188		2	Slat Insert – add to Original Slat on 2 Chain versions	\$63 ea
CH327	2377 2388 2588		3	Slat replaces Original Slat on 3 chain versions	\$63 ea

## Grain Elevator Chains

- All paddles are top quality new insertion rubber – Tough and Hard wearing.
- Paddles are bolted to High Quality Italian chain.



## Chain Link Parts



Part No.	Chain Type	Description	Price
CH090	CA550	Straight Connector	\$7.70
CH091	CA550	Offset Connector	\$8.80
CH093	CA550	K39 Slat Connector - Riveting	\$15.50
CH095	CA557	Straight Connector	\$9.80
CH096	CA557	Offset Connector	\$11.30
CH097	CA557	K39 Connector 2" Hole Centres	\$12.00
CH109	CA624	Slat Connector - Split Form	\$6.70
CH101	CA557	K38 Connector 2 1/4" Hole Centres	\$15.40
CH102	CA557	Straight Connector Bolt/Nut Type	\$20.50
CH103	CA557	Offset Connector Bolt/Nut Type	\$25
CH105	S52	Straight Connector	\$7.70
CH114	S55	Straight Connector - Split Pin	\$8
CH106	S52	Offset Connector	\$8.80
CH115	S55	Offset Connector	\$8
CH110	CA624	Straight Connector	\$7.70
CH111	CA624	Offset Connector	\$8.80
CH118	LV40	Straight Connector - Bor Pin	\$9
CH119	LV40	Offset Connector - Split Pin	\$7

# GRAIN ELEVATOR CHAINS



**⚠ The number of links & paddles & their size on a model can vary - please check)**

**CA557 is Heavy Duty**

## CLEAN GRAIN

## RETURN GRAIN

Part No.	No. of Paddles	Paddle Size (mm)	No. of Links	Model Application	Chain Type	Price	Part No.	No. of Paddles	Paddle Size (mm)	No. of Links	Chain Type	Price
<b>Agco/Gleaner</b>												
CH042	36	216x102	146	R62 after 63001 R72 after 73001 S67 S77 R42 after 43001 R52 after 53001	CA550	\$749	CH329	27	114x76	108	CA550	\$650
CH238	36	216x102	146	R62 after 63001 R72 after 73001 A65 A75 R42 after 43001 R52 after 53001 R66 R76	CA557	\$881	CH302	30	121x70	122	CA550	\$654
CH330	37	121x70	147		CA550	\$807						
<b>Case-IH</b>												
CH248	37	197x70	149	1440 1460	CA550	\$745	CH298	28	143x67	112	CA550	\$591
CH250	37	140x102	149	1640 1660 1644 1666 2144 2166 2344 2366	CA557	\$939	CH301	28	143x67	112	CA557	\$701
CH244	40	194x95	160	1480 1680 1688	CA550	\$753	CH298	28	143x67	112	CA550	\$591
CH249	40	194x95	160	1480 1680 1688 2188 2388 2588 6088 7088	CA557	\$939	CH301	28	143x67	112	CA557	\$701
CH125	35	248x127	145	7010 7120 8010 8120 9120 8230 9230 7240 8240 9240 (OEM 87281911 - 47429223)	CA557	\$1020	-	-	-	-	-	-
<b>Caterpillar</b>												
CH234	41	155x125	163+	450-470 460-480	CA624	\$900	CH293	40	115x76	162	CA624	\$749
CH234	41	155x125	163+	Lexion 750 Lexion 770	CA624	\$900	-	-	-	-	-	-
<b>John Deere</b>												
CH299	27	197x76	108	8820 8820T2 7720T2	CA550	\$628	CH299	23	121x70	144	CA550	\$628
CH303	36	152x111	144	9400 9500 9510 CTS CTS II	CA550	\$628	CH303	26	152x76	138	CA550	\$628
CH303	36	200x110	144	9600 9610	CA550	\$628	CH303	26	152x76	156	CA550	\$628
CH252	36	219x124	144	9650STS 9750STS 9660STS 9760STS 9860STS OEM AXE28559	CA557	\$865	CH307	19	152x76	156	CA557	\$570
CH243	37	220x117	147	9670STS 9770STS 9870STS	CA557	\$865	CH292	19	152x76	115	CA550	\$527
CH058	34	222x117	147	S660 S670 S680 S690 OEM AXE28560	CA557	\$865	CH307	19	152x76	115	CA557	\$570
CH294	13	222x83	-		CA557	\$570	CH294	13	222x83	-	CA557	\$570
<b>Massey Ferguson</b>												
CH239	37	233x102	146	8780 9690 9790 (Optional 215x105)	CA557	\$870	CH308	29	143x79	118	CA557	\$701
<b>New Holland</b>												
CH261	19	178x86	78	TR70 TR85 TR86 TR87 TR88	CA550	\$394	CH296	21	108x83	126	CA550	\$546
CH256	19	178x86	78	TR70 TR85 TR86 TR87 TR88	CA557	\$512	CH297	21	108x83	126	CA557	\$665
CH257	19	168x79	78	TR95 TR96 TR97 TR98 TR89	CA557	\$580	CH297	21	108x83	126	CA557	\$665
CH255	20	197x87	80	TR99	CA557	\$580	CH297	21	108x83	126	CA557	\$665
CH328	26	152x86	106	TX34 TX64	CA550	\$580	CH309	14	110x84	84	CA557	<del>\$442</del> <b>\$345</b>
CH317	26	178x86	104	TX66	CA557	\$621	-	-	-	-	-	-
CH240	37	197x81	149	CR920 CR940 CR960 CR970 CR9060 CR9070 CR7090 CR8090 CR9080 CR9090 CX840 CX860 CX880 CX8080 CR9.90	CA557	\$881	-	-	-	-	-	-

# SPROCKETS FOR GRAIN ELEVATOR CHAINS



**IMPORTANT NOTE:** Before installing one or more sprockets, do a visual inspection on the used sprockets you plan to run together with a new sprocket. If you notice a substantial wear factor in any, then it is important to replace all the sprockets.

Part No.	Model Application	OEM	Number of Teeth	Shaft Size	Price
<b>Agco/Gleaner</b>					
<b>Clean Grain Elevator Upper</b>					
CH157	N5 N6 N7 R60 R70	71327970	8 Teeth	32mm Bore	<del>\$88</del> <b>\$69</b>
CH154	R40 R50	71361974	8 Teeth	25mm Bore	\$65
CH156	R42 R52 R62 R72 S67 S68 S77 S78 S88 – No Hub	71373688	8 Teeth	47mm Bore	\$129
<b>Clean Grain Elevator Lower</b>					
CH155	R40 R50 R60 R70	71352665	8 Teeth	32mm Bore	<del>\$60</del> <b>\$47</b>
CH156	R42 R52 R62 R72 S67 S68 S77 S78 S88 – No Hub	71373688	8 Teeth	47mm Bore	\$129
CH161	N5 N6 N7 before Series 3	71196628	8 Teeth	32mm Bore	<del>\$75</del> <b>\$59</b>
CH160	N7 to S/N 4501	71195866	8 Teeth	25mm Bore	<del>\$70</del> <b>\$55</b>
<b>Return Grain Elevator Upper</b>					
CH158	N5 N6 N7 R60 above S/No 15801	71147756	8 Teeth	25mm Bore	<del>\$50</del> <b>\$39</b>
CH154	R40 R50 R60 R70	71361974	8 Teeth	25mm Bore	\$65
CH156	R42 R52 R62 R72 S67 S68 S77 S78 S88 – No Hub	71373688	8 Teeth	47mm Bore	\$129
<b>Return Grain Elevator Lower</b>					
CH154	N5 N6 N7 R40 R50 R60 R70	71361974	8 Teeth	25mm Bore	\$65
CH156	R42 R52 R62 R72 S67 S68 S77 S78 S88 – No Hub	71365825	8 Teeth	47mm Bore	\$129
<b>Case-IH</b>					
<b>Clean Grain Elevator Upper</b>					
CH166	1420 1620	168683C1	7 Teeth	25mm Bore	\$93
CH167	1440 to S/N 10000 1460 to S/N 12000	165292C1	6 Teeth	25mm Bore	\$93
CH168	1440 1460 above S/N 12001 1480 S/N 14001-34000	1302200C1	7 Teeth	29mm Bore	\$118
CH171	1640 1644 1660 1666 1680 1688 2144 2166 2188 2344 2366 2388 2577 2588	1317192C1	9 Teeth	32mm Bore	\$152
CH187	7010 8010 7120 8120 9120 7230 7240 8230 8240 9230 9240	87283438	9 Teeth	35mm Bore	\$130
<b>Clean Grain Elevator Lower</b>					
CH167	1440 to S/N 10000 1460 to S/N 12000	165292C1	6 Teeth	25mm Bore	\$93
CH166	1440 above S/N 10001 1460 above S/N 12001	168683C1	7 Teeth	25mm Bore	\$93
CH168	1480 above S/N 14001 1460 above S/N 12001	1302200C1	7 Teeth	29mm Bore	\$118
CH169	1420 1620 1440 above S/N 30485 1460 above S/N 33286 1480 above S/N 34001	1319176C1	7 Teeth	32mm Bore	\$93
CH171	1640 1644 1660 1666 1680 1688 2144 2166 2344 2366	1317192C1	9 Teeth	32mm Bore	\$152
CH182	2188 2388 2588 2377 2577 2588	143960A1	9 Teeth	35mm Bore	\$77
CH188	7010 8010 7120 8120 9120 7240 8240 9240	87283436	9 Teeth	45mm Bore	\$119
<b>Return Grain Elevator Upper</b>					
CH167	1440 to S/N 10000 1460 to S/N 10000, 1480 to S/N 14000	165292C1	6 Teeth	25mm Bore	\$93
CH166	1420 1440 above S/N 10001 1460 above S/N 13001 1480 1620 1640 1644 1660 1666 1680 1688 2144 2166 2188 2344 2366 2388 2577 2588	168683C1	7 Teeth	25mm Bore	\$93
<b>Return Grain Elevator Lower</b>					
CH167	1440 to S/N 10000 1460 to S/N 10000	165292C1	6 Teeth	25mm Bore	\$93
CH166	1420 1440 above S/N 10001 1460 above S/N 12001, 1620 1640 1660 1644 1666	168683C1	7 Teeth	25mm Bore	\$93
CH168	1480 above S/N 14000 1680 1688	1302200C1	7 Teeth	29mm Bore	\$118
CH169	2144 2166 2188 2344 2366 2388 2588	144031A1	7 Teeth	32mm Bore	\$93
<b>John Deere</b>					
<b>Clean Grain Elevator Upper</b>					
CH173	6620T2 7720 7720T2 8820 to S/N 464350	H108576	8 Teeth	25mm Bore	\$50
CH174	8820 above S/N 464351 8820T2	H91334	8 Teeth	32mm Bore	\$52
CH183	9400 9410 9500 9510 9600 9610 CTS CTSII	H177988	8 Teeth	30mm Bore	\$76
CH186	9650STS 9750STS 9660STS 9760STS 9860STS	H164796	8 Teeth	30mm Bore	\$65
CH190	9770STS 9870STS S660 S670 S680 S690	H228385	10 Teeth	35mm Bore	\$82

# SPROCKETS FOR GRAIN ELEVATOR CHAINS



**IMPORTANT NOTE:** Before installing one or more sprockets, do a visual inspection on the used sprockets you plan to run together with a new sprocket. If you notice a substantial wear factor in any, then it is important to replace all the sprockets.

Part No.	Model Application	OEM	Number of Teeth	Shaft Size	Price
<b>John Deere continued</b>					
<b>Clean Grain Elevator Lower</b>					
CH150	955 975 to S/N 016667	Z10997	8 Teeth	25mm Bore	<del>\$190</del> <b>\$78</b>
CH174	6620T2 7720 7720T2 8820 8820T2	H91334	8 Teeth	32mm Bore	\$52
CH184	9400 9410 9500 9510 9600 9610 CTS CTS II 9650STS 9750STS 9660STS 9760STS 9670STS 9770STS 9860STS 9870STS	H133143	8 Teeth	35mm Bore	\$77
CH189	9770STS 9870STS S660 S670 S680 S690	H228383	10 Teeth	45mm Bore	\$77
<b>Return Grain Elevator Upper</b>					
CH172	7720 to S/N 610500	H63578	7 Teeth	25mm Bore	<del>\$70</del> <b>\$55</b>
CH173	7720 above S/N 610510 7720T2 8820 8820T2	H108576	8 Teeth	25mm Bore	\$50
CH185	9400 9500 9600 9610 CTS CTS II	H134603	8 Teeth	25mm Hex	\$62
CH183	9650STS 9750STS 9660STS 9760STS 9860STS 9670STS 9770STS 9870STS S670 S680	H177988	8 Teeth	30mm Bore	\$76
<b>Return Grain Elevator Lower</b>					
CH172	6620T2	H63578	7 Teeth	25mm Bore	<del>\$70</del> <b>\$55</b>
CH173	7720 above S/N 610501 8820 8820T2	H108576	8 Teeth	25mm Bore	\$50
CH175	7720 to S/N 610501 7720T2	H99472	7 Teeth	32mm Bore	<del>\$63</del> <b>\$49</b>
CH185	9400 9500 9600 9610 CTS CTS II 9650CTS	H134603	8 Teeth	25mm Hex	\$62
CH184	9650STS 9750STS 9660STS 9760STS 9860STS 9770STS 9870STS S660 S670 S680 S690	H133143	8 Teeth	35mm Bore	\$77
<b>New Holland</b>					
<b>Clean Grain Elevator Upper</b>					
CH176	TR86 TR87 TR88	784744	9 Teeth	25mm Bore	\$130
CH177	TR96 TR97 TR98	773824	9 Teeth	29mm Bore	\$62
CH180	TR89 TR97 TR98 TR99	86512666	9 Teeth	35mm Bore	\$268
CH192	CR940 CR960 CR970 CR9060 CR8090 CR9080 CR9090 CX880 CX8080 CX8090	84437648	11 Teeth	35mm Bore	\$140
<b>Clean Grain Elevator Lower</b>					
CH176	TR85 TR86 TR87 TR88	784744	9 Teeth	25mm Bore	\$130
CH177	TR85 TR86 TR87	773824	9 Teeth	29mm Bore	\$62
CH180	TR87 TR88 TR89 TR96 TR97 TR98 TR99	86512666	9 Teeth	35mm Bore	\$268
CH192	CR920 CR940 CR960 CR970 CR9060 CR8090 CR9080 CR9090 CX860 CX880 CX8070 CX8080 CX8090	84437648	11 Teeth	35mm Bore	\$140
CH322	8040 8060 8070 8080 TX34 TX64 TX66	417785	9 Teeth	30mm Bore	\$89
<b>Return Grain Elevator Upper</b>					
CH176	TR86 TR87 TR88 TR89 TR95 TR96 TR97 TR98 TR99	784744	9 Teeth	25mm Bore	\$130
CH322	8060 8070 8080	417785	9 Teeth	30mm Bore	\$89
<b>Return Grain Elevator Lower</b>					
CH176	TR85 TR86 TR87	784744	9 Teeth	25mm Bore	\$130
CH177	TR95 TR96 TR97	773824	9 Teeth	29mm Bore	\$62
CH180	TR88 TR89 TR98 TR99	86512666	9 Teeth	35mm Bore	\$268
CH322	8060 8070 8080	417785	9 Teeth	30mm Bore	\$89



**FREIGHT FREE**

# HEADER KNIVES 30-60FT



All orders over \$600 ship free (Excludes complete lamb cradles and items over 8m's).


Made from the same American material as original knives.

Full knives with sections attached. (Backbone only is available).

Half knives for double drives available - pricing online.



Knifeheads NOT included with knives - see page 52



Fine Section	Part Numbers		Model Application & Description	Price
	Coarse Section	Medium Section		
<b>Agco/Gleaner</b>				
KN602FC	KN603CC	-	36ft - Single Drive System - 12ft Reinforcing Strap at Drive End	\$1714
	KB144		Knifeback only - Holes suits Agco Belt Front 1/4" holes, 2 1/16" hole centres	\$19 per ft
	KB102		Joining Strap with Bolts & Nuts	\$53
<b>Case-IH</b>				
KN504FC	KN505CC	-	35ft - Single Drive System - 12ft Reinforcing Strap at Drive End - 3050 Case-IH	\$1648
KN520FC	KN521CC	-	41ft - Double Drive System incl left/right sides/centre overlap - 3050 Case-IH	\$1792
KN510FC	KN511CC	-	40ft - Centre Double Drive incl left/right sides - 3152 3162	\$1708
KN512FC	KN513CC	-	45ft - Centre Double Drive incl left/right sides - 3152 3162	\$1888
	KB143		Knifeback only - Holes suits 3050 3152 3162	\$19 per ft
	KB104		Joining Strap with Bolts & Nuts (6mm)	\$53
<b>Claas</b>				
KN700FC	KN701CC	-	35ft - Double Drive System incl left/right sides/centre overlap Vario 1050	\$1620
KN702FC	KN703CC	-	40ft - Double Drive System incl left/right sides/centre overlap Vario 1230	\$1700
KN704FC	KN705CC	-	45ft - Double Drive System incl left/right sides/centre overlap Vario 1380	\$1952
KN992F	KN992C	-	Bolt on Centre Overlap Bar with Knife Sections	\$127
<b>Macdon also sold as Case-IH or New Holland</b>				
KN100FC	KN101CC	-	30ft - Single Drive System	\$1419
KN112FC	KN113CC	-	30ft - Double Drive System incl left/right sides/centre overlap	\$1431
KN102FC	KN103CC	-	35ft - Single Drive System incl 12ft Reinforcing Strap at Drive End	\$1708
KN114FC	KN115CC	-	35ft - Double Drive System incl left/right sides/centre overlap	\$1700
KN104FC	KN105CC	-	36ft - Single Drive System incl 12ft Reinforcing Strap at Drive End	\$1720
KN116FC	KN117CC	-	36ft - Double Drive System incl left/right sides/centre overlap	\$1672
KN106FC	KN107CC	-	39ft - Single Drive System incl 12ft Reinforcing Strap at Drive End	\$1840
KN118FC	KN119CC	-	40ft - Double Drive System incl left/right sides/centre overlap	\$1852
KN120FC	KN121CC	-	45ft - Double Drive System incl left/right sides/centre overlap	\$2069
	KB142		Knifeback - Holes suits Case-IH/Macdon Belt Fronts 2 1/8" hole centres	\$19 per ft
	KB107		Joining Strap with Bolts & Nuts	\$53
KN994F	KN994C	-	Bolt on Centre Overlap Bar with Knife Sections	\$127
<b>Honeybee also sold as New Holland</b>				
KN200FC	KN202CC	KN201MC	30ft - Single Drive System	\$1419
KN212FC	KN214CC	KN213MC	30ft - Double Drive System incl left/right sides/centre overlap	\$1431
KN230FC	KN232CC	KN231MC	30ft - Double Drive and SCH Knife Guards incl left/right sides/centre overlap	\$1431
KN206FC	KN208CC	KN207MC	36ft - Single Drive System incl 12ft Reinforcing Strap at Drive End	\$1768
KN233FC	KN235CC	KN234MC	36ft - SCH Knife Guards	\$1755
KN215FC	KN217CC	KN216MC	36ft - Double Drive System incl left/right sides/centre overlap	\$1816
KN236FC	KN238CC	KN237MC	36ft - Double Drive and SCH Knife Guards incl left/right sides/centre overlap	\$1816
KN209FC	KN211CC	KN210MC	39ft - Single Drive System incl 12ft Reinforcing Strap at Drive End	\$1864
KN218FC	KN220CC	KN219MC	39ft - Double Drive System incl left/right sides/centre overlap	\$1864

# HEADER KNIVES 25-60FT

**FREIGHT FREE**



All orders over \$600 ship free (Excludes complete lamb cradles and items over 8m's).



**Knifeheads NOT included with knives - see page 52**

Fine Section	Part Numbers		Model Application & Description	Price
	Coarse Section	Medium Section		
<b>Honeybee also sold as New Holland continued</b>				
KN221FC	KN223CC	KN222MC	40ft - Double Drive System incl left/right sides/centre overlap	\$1876
KN239FC	KN241CC	KN240MC	40ft - Double Drive & SCH Kife Guards incl left/right sides/centre overlap	\$1876
KN224FC	KN226CC	KN225MC	42ft - Double Drive System incl left/right sides/centre overlap	\$1985
KN242FC	KN244CC	KN243MC	42ft - Double Drive & SCH Knife Guards incl left/right sides/centre overlap	\$1985
KN227FC	KN229CC	KN228MC	45ft - Double Drive System incl left/right sides/centre overlap	\$2069
KN245FC	KN247CC	KN246MC	45ft - Double Drive & SCH Knife Guards incl left/right sides/centre overlap	\$2069
	KB141		Knifeback - Holes suits Honeybee/New Holland Belt Fronts	\$19 per ft
	KB105		Joining Strap with Bolts & Nuts	\$53
KN995F	KN995C	KN995M	Bolt on Centre Overlap Bar with Knife Sections	\$127
<b>John Deere 4" wide double cut John Deere knife sections</b>				
KN300FC	KN301CC	-	30ft - Single Drive System	\$1419
KN302FC	KN303CC	-	35ft - Single Drive System incl 12ft Reinforcing Strap at Drive End	\$1708
KN306FC	KN307CC	-	35ft - Double Drive System incl left/right sides/centre overlap	\$1708
KN304FC	KN305CC	-	36ft - Single Drive System incl 12ft Reinforcing Strap at Drive End	\$1804
KN308FC	KN309CC	-	40ft - Double Drive System incl left/right sides/centre overlap	\$1949
KN310FC	KN311CC	-	45ft - Double Drive System incl left/right sides/centre overlap	\$2153
	KB108		Knifeback only - Holes suits John Deere Belt Fronts 1" hole centres	\$19 per ft
	KB106		Joining Strap with Bolts & Nuts 1" Hole centres for 4" Doublecut Sections	\$50
KN996F	KN996C	-	Bolt on Centre Overlap Bar with Knife Sections	\$127
<b>Midwest 3" Single Pt SCH (Honeybee) Sections</b>				
KN400FC	KN402CC	KN401MC	40ft - Double Drive System incl left/right sides/centre overlap	\$1876
KN406FC	KN408CC	KN407MC	42ft - Double Drive System incl left/right sides/centre overlap	\$2045
KN409FC	KN411CC	KN410MC	45ft - Double Drive System incl left/right sides/centre overlap	\$2069
KN412FC	KN414CC	KN413MC	50ft - Double Drive System incl left/right sides/centre overlap	\$2345
	KB141		Knifeback only - Holes suits Midwest Belt Fronts with SCH 3" knife sections	\$19 per ft
	KB106		Joining Strap with Bolt & Nut suits Midwest with SCH 3" knife sections	\$53
KN997F	KN997C	KN997M	Bolt on Centre Overlap Bar with 3" Knife Sections	\$126
<b>Midwest 4" wide double cut John Deere knife sections</b>				
KN450FC	KN451CC	-	40ft - Double Drive System incl left/right sides/centre overlap	\$1949
KN452FC	KN453CC	-	42ft - Double Drive System incl left/right sides/centre overlap	\$2045
KN454FC	KN455CC	-	41ft - Double Drive System incl left/right sides/centre overlap	\$2021
KN456FC	KN457CC	-	45ft - Double Drive System incl left/right sides/centre overlap	\$2165
KN458FC	KN459CC	-	50ft - Double Drive System incl left/right sides/centre overlap	\$2345
KN460FC	KN461CC	-	60ft - Double Drive System incl left/right sides/centre overlap	\$2886
	KB108	-	Knifeback only - Holes suits Midwest with 4" JD knife sections 1" hole centres	\$19 per ft
KN468	KN469	-	Bolt on Centre Overlap Bar with 4" Knife Sections	\$126
<b>New Holland</b>				
KN500FC	KN501CC	-	25ft - Single Drive System - No reinforcing strap @ drive end	\$1504
KN502FC	KN503CC	-	30ft - Single Drive System - 6ft reinforcing strap @ drive end	\$1564
KN504FC	KN505CC	-	35ft - Single Drive System incl 12ft Reinforcing Strap at Drive End -760CG	\$1648
KN520FC	KN521CC	-	41ft - Double Drive System incl left/right sides/centre overlap - 760CG	\$1792
KN510FC	KN511CC	-	40ft - Centre Double Drive System incl left/right sides - 840CD 880CF	\$1708
KN512FC	KN513CC	-	45ft - Centre Double Drive System incl left/right sides - 840CD 880CF	\$1888
	KB112		Joining Strap with Bolts & Nuts (6mm)	\$53
KN993F	KN993C	-	Bolt on Centre Overlap Bar with Knife Sections	\$127



# KNIVES – HAY CUTTING AND SWATHERS 9-30FT



**Overlap sections not included in hay knife price.**

Part Numbers Fine Section	Part Numbers Coarse Section	Model Application	Width	Price
<b>Case-IH</b>				
KN970FC	KN971CC	Case-IH 8350	12ft	\$517
KN972FC	KN973CC	Case-IH Swather Knife	30ft	\$1002
<b>Other Case-IH Hay Equipment Knives Quickly Made to Order</b>				
<b>Hesston</b>				
KN960FC	KN961CC	Hesston Hay Knife	10ft	\$420
KN962FC	KN963CC	Hesston Hay Knife	14ft	\$520
KN964FC	KN965CC	Hesston Hay Knife	25ft	\$800
<b>New Holland</b>				
KN940FC	KN941CC	New Holland 469, 489 Hay Knife	9ft	\$422
KN942FC	KN943CC	New Holland (Single Knife Drive) 495 Hay Knife	12ft	\$517
KN944FC	KN945CC	New Holland (Double Knife Drive) 499 Hay Knife	12ft	\$696
KN946FC	KN947CC	New Holland (Double Knife Drive) 114 Hay Knife	14ft	\$759
KN948FC	KN949CC	New Holland (Double Knife Drive) 2300 Hay Knife	16ft	\$833
KN950FC	KN951CC	New Holland (Double Knife Drive) 2328 Hay Knife	18ft	\$886
KN972FC	KN973CC	New Holland Swather Knife	30ft	\$1002
<b>Macdon</b>				
KN910FC	KN911CC	Macdon Swather Knife	25ft	\$854
KN912FC	KN913CC	Macdon Swather Knife	30ft	\$1012
<b>Versatile</b>				
KN920FC	KN921CC	Versatile Swather Knife	20ft	\$720
KN922FC	KN923CC	Versatile Swather Knife	24ft	\$820


Fine Top Serrated Knife Sections for Swathing or Fine Grasses



Large Top Serrated Knife Sections for Cereal Hay



Fine Under Serrated Knife Sections for Swathing of Fine Grasses



# HEADER KNIVES - RIGID FRONTS TO 30FT

**FREIGHT FREE**



All orders over \$600 ship free (Excludes complete lamb cradles and items over 8m's).

- Considerable Cost Saving (no welding required).
- Quick & easy repair in the paddock.
- Fitted with long-life coarse or fine chrome serrated knife sections.
- Easily freighted. Will fit into a car or ute. Comes in 2 metre lengths.



**⚠ Knifeheads NOT included with Knives - See Page 52**

Part Numbers		Model Application & Description		Price	Price
Fine Single Point	Coarse Single Point	Fine Double Cut		Single Point	Double Cut
<b>Agco/Gleaner</b>					
KL600FC	KL601CC	-	24ft - Single Drive System with Agco/Gleaner fronts	\$823	-
KL602FC	KL603CC	-	30ft - Single Drive System Knife with Agco/Gleaner fronts	\$991	-
<b>Case-IH</b>					
KL500FC	KL501CC	-	22ft 6" - Single Drive System with International 810 fronts	\$770	-
KL502FC	KL503CC	-	24ft - Single Drive System with International 810 fronts	\$823	-
KL504FC	KL505CC	-	30ft - Single Drive System with International 810 fronts	\$991	-
KL506FC	KL507CC	KL508FC	25ft - Single Drive System with Case-IH 1010 1020 fronts	\$854	\$1012
KL510FC	KL511CC	KL512FC	30ft - Single Drive System with Case-IH 1010 1020 fronts	\$991	\$1181
KL514FC	KL515CC	KL516FC	30ft - Double Drive System with Case-IH 2010 2020 fronts	\$1107	\$1392
<b>Claas Knives available on request</b>					
<b>John Deere - 200 &amp; 900 series - Not the 600 Series</b>					
KL300FC	KL301CC	KL302FC	24ft - Single Drive System with John Deere '200' '900' fronts	\$823	\$950
KL304FC	KL305CC	KL306FC	25ft - Single Drive System with John Deere '900' fronts	\$854	\$1012
KL308FC	KL309CC	KL310FC	30ft - Single Drive System with John Deere '200' '900' fronts	\$991	\$1181
<b>Massey Ferguson</b>					
KL800FC	KL801CC	-	24ft - Single Drive System with Massey Ferguson 760 860 fronts	\$823	-
KL802FC	KL803CC	-	30ft - Single Drive System with Massey Ferguson 760 860 fronts	\$991	-
<b>New Holland</b>					
KL200FC	KL201CC	-	22ft - Single Drive System with New Holland 705 front	\$878	-
KL202FC	KL203CC	-	25ft - Single Drive System with New Holland 705 front	\$950	-
KL204FC	KL205CC	-	26ft - Double Drive System with New Holland 806 front	\$1143	-
KL206FC	KL207CC	-	30ft - Double Drive System with New Holland 806 front	\$1120	-
KL208FC	KL209CC	KL210FC	30ft - Double Drive System with New Holland 971 71C 73C fronts	\$1347	\$1588

Part No.	Spare Parts		Price
	Laminated Knifeback only. Use 2 to form a two metre length (Fits all makes)		
KB015	Square/Rectangular Holes	(Used on 1997 and prior knives)	\$43 ea piece
KB016	Round/Oblong Holes	(Used on 1998 and later knives)	\$43 ea piece

No. of teeth per 25mm on knife section edge:

Fine = 13

Medium = 10 (Honeybee & Midwest only)




Coarse = 7

# KNIFE SECTIONS



All knife sections sold in boxes of 25.

 \*indicates smaller quantities available.





## Agco/Gleaner

Part No.		Price
KS005	 <b>Coarse Serrated Single Point Knife Section</b> Suits Agco/Allis L, N & R Series Rigid Fronts 2" Centres	\$2
KS006	 <b>Fine Serrated Single Point Knife Section</b> Suits Agco/Allis L, N & R Series Rigid Fronts 2" Centres	\$3.20
KS007	 <b>Fine Serrated Single Point Knife Section</b> Suits Agco Belt Front 2 1/16" Centres (Some have MF Fronts and need 2" Centres)	\$3.20

## Claas

KS010	 <b>Coarse Serrated Single Point Knife Section</b> Suits Claas	\$3.40
KS011	 <b>Fine Serrated Single Point Knife Section</b> Suits Claas	\$3.40





## Honeybee

KS020	 <b>Coarse Serrated Single Point Knife Section</b> Suits Honeybee and New Holland Belt Fronts	\$3.80
KS021	 <b>Fine Serrated Single Point Knife Section</b> Suits Honeybee and New Holland Belt Fronts	\$3.80
KS022	 <b>Medium Serrated Single Point Knife Section</b> <b>SCH Original Sections marked SCH ProCut 10961</b> Suits Honeybee and New Holland Belt Fronts	\$3.80
KS254*	 <b>Medium Serrated Single Point Knife Section Countersunk Holes Underneath SCH Original Sections</b> Suits centre overlap with 2 Torx Screws and Nuts	\$9

## Case-IH

KS008	 <b>Coarse Serrated Single Point Knife Section</b> Suits International 810 Front	\$3.20
KS009	 <b>Fine Serrated Single Point Knife Section</b> Suits International 810 Front	\$5.50
KS015	 <b>Coarse Serrated Single Point Knife Section</b> Suits Case-IH 1010 1020 2010 2020 Fronts Mower Conditioners, Swathers, Hesston Mowers	\$3.20
KS016	 <b>Fine Serrated Single Point Knife Section</b> Suits Case-IH 1010 1020 2010 2020 Fronts Mower Conditioners, Swathers, Hesston Mowers	\$3.20
KS024	 <b>Fine Serrated Double Cut Knife Section</b> Suits Case-IH 1010 1020 2010 2020 Fronts Mower Conditioners, Swathers, Hesston Mowers	\$5.50
KS035	 <b>Fine Underserrated Single Point Knife Section</b> Suits Case-IH Mower Conditioners & Swathers	\$3.20




## Part No. Price

KS017	 <b>Coarse Serrated Single Point Knife Section</b> Suits Case-IH Belt Fronts (Macdon)	\$3.40
KS018	 <b>Fine Serrated Single Point Knife Section</b> Suits Case-IH Belt Fronts (Macdon)	\$3.40
KS013	 <b>Coarse Serrated Single Point Knife Section</b> Suits Case-IH 3050 Rigid Fronts, 3152 3162 Draper Fronts	\$3.40
KS014	 <b>Fine Serrated Single Point Knife Section</b> Suits Case-IH 3050 Rigid Fronts, 3152 3162 Draper Fronts	\$3.50

## John Deere

KS001	 <b>Coarse Serrated Single Point Knife Section</b> Suits John Deere 200 and 900 rigid series Fronts	\$3.20
KS002	 <b>Fine Serrated Single Point Knife Section</b> Suits John Deere 200 and 900 rigid series Fronts	\$3.20
KS024	 <b>Fine Serrated Double Cut Knife Section</b> Suits John Deere 200 and 900 rigid series Fronts	\$5.50
KS032	 <b>Fine Serrated Double Cut Knife Section - 4" Wide</b> Suits John Deere Draper Fronts	\$5.60
KS033	 <b>Coarse Serrated Double Cut Knife Section - 4" Wide</b> Suits John Deere Draper Fronts	\$5.60
KS237*	 <b>Fine Serrated Double Cut Knife Section Countersunk Holes Top</b> Suits Centre Overlap - Double Knife Drive Models	\$9
KS127*	 <b>Coarse Serrated Double Cut Knife Section Countersunk Holes Top</b> Suits Centre Overlap - Double Knife Drive Models	\$9
KS257*	 <b>Fine Serrated Half Double Cut - for end of knife</b> Suits John Deere Draper Fronts	\$5
KS258*	 <b>Coarse Serrated Half Double Cut - for end of knife</b> Suits John Deere Draper Fronts	\$4.50
KS259	 <b>Centre Overlap Wear Strip</b> Suits Centre Overlap - Double Knife Drive Models 100mm L - 75mm centres	\$15

## Macdon

KS017	 <b>Coarse Serrated Single Point Knife Section</b> Macdon Belt Fronts, Swather Fronts	\$3.40
KS018	 <b>Fine Serrated Single Point Knife Section</b> Macdon Belt Fronts, Swather Fronts	\$3.40
KS036	 <b>Fine Underserrated Single Point Knife Section</b> Macdon Swather Fronts	\$3.20

# KNIFE SECTIONS

No. of teeth per 25mm on knife section edge:
















Fine = 13








Medium = 10 (Honeybee & Midwest only)

Coarse = 7

All knife sections sold in boxes of 25.


 \*Indicates smaller quantities available.




Part No.		Price
KS260* KS261*	 <b>LH 1/2 section</b> Macdon Belt Fronts, Swather Fronts KS260 = Fine KS261 = Coarse	\$5
KS262* KS263*	 <b>RH 1/2 section</b> Macdon Belt Fronts, Swather Fronts KS262 = Fine KS263 = Coarse	\$5
KS264*	 <b>Coarse Serrated Single Point Knife Section Countersunk Holes Top</b> Suits Centre Overlap - Double Knife Drive Models	\$6
KS265*	 <b>Fine Serrated Single Point Knife Section Countersunk Holes Top</b> Suits Centre Overlap - Double Knife Drive Models	\$6
KS280	 <b>Centre Overlap Wear Strip</b> Suits Centre Overlap - Double Knife Drive Models 75mm L - 54mm centres	\$11.70
KS266*	 <b>Coarse Serrated Single Point Knife Section Countersunk Holes Bottom</b> Suits Centre Overlap - Double Knife Drive Models	\$6
KS267*	 <b>Fine Serrated Single Point Knife Section Countersunk Holes Bottom</b> Suits Centre Overlap - Double Knife Drive Models	\$6
<b>Massey Ferguson</b>		
KS003	 <b>Coarse Serrated Single Point Knife Section</b> Suits Massey Ferguson Rigid and some Draper Fronts - 2" Centres	\$3.20
KS004	 <b>Fine Serrated Single Point Knife Section</b> Suits Massey Ferguson Rigid and some Draper Fronts - 2" Centres	\$3.20
KS030	 <b>Fine Serrated Double Cut Knife Section</b> Suits Massey Ferguson Rigid - 2" Centres	<del>\$5.15</del> \$4
<b>Midwest</b>		
KS022	 <b>Medium Serrated Single Point Knife Section - 3" Wide</b> SCH Original Knife Sections Suits Midwest	\$3.80
KS032	 <b>Fine Serrated Double Cut Knife Section - 4" Wide</b> Suits Midwest	\$5.60
KS268*	 <b>Fine Serrated Double Cut - 4" Wide Knife Section Countersunk Holes Underneath</b> Suits Centre Overlap - Double Knife Drive Models	\$9
KS286*	 <b>Coarse Serrated Double Cut - 4" Wide Knife Section Countersunk Holes Underneath</b> Suits Centre Overlap - Double Knife Drive Models	\$9
KS283*	 <b>Medium Serrated Single Point Knife Section Countersunk Holes Underneath SCH Original Sections</b> Suits centre overlap with 2 M6 Screws and Nuts	\$9





Part No.		Price
<b>New Holland</b>		
KS015	 <b>Coarse Serrated Single Point Knife Section</b> Suits New Holland 971, 71C, 72C and 73C New Holland, Hesston Mower con.	\$3.20
KS016	 <b>Fine Serrated Single Point Knife Section</b> Suits New Holland 971, 71C, 72C and 73C New Holland, Hesston Mower con.	\$3.20
KS024	 <b>Fine Serrated Double Cut Knife Section</b> Suits New Holland 971, 71C, 72C and 73C New Holland	\$5.50
KS001	 <b>Coarse Serrated Single Point Knife Section</b> Suits New Holland 705 and 806 Series Fronts	\$3.20
KS002	 <b>Fine Serrated Single Point Knife Section</b> Suits New Holland 705 and 806 Series Fronts	\$3.20
KS013	 <b>Coarse Serrated Single Point Knife Section</b> Suits New Holland 760CG Rigid Fronts, 840CD 840CF Draper Fronts	\$3.40
KS014	 <b>Fine Serrated Single Point Knife Section</b> Suits New Holland 760CG Rigid Fronts, 840CD 840CF Draper Fronts	<del>\$3.30</del> \$3
KS023*	 <b>Fine Serrated Single Point Knife Section - Tomahawk</b> Suits centre overlap 740CF Front	<del>\$12.35</del> \$10
<b>Versatile</b>		
KS034	 <b>Fine Serrated Single Point Knife Section</b> Suits Versatile Swathers	\$3.20
<b>Comb Front Machines</b>		
KS139	 <b>Fine Serrated Single Point Knife Section</b> Suits Comb Front Machines IH, MF & NH	\$5.50
<b>End Sections</b>		
KS039*	 <b>Fine Serrated Single Point Knife Section</b> LH 1 1/2 Section - fits nearly all models	\$12.70
KS038*	 <b>Fine Serrated Single Point Knife Section</b> RH 1 1/2 Section - fits nearly all models	\$12.70


# KNIFE SECTIONS FIXINGS & ACCESSORIES




**⚠ Bolts & nuts to be ordered separately.**







Knife Guard Bolts/Nuts					
KS048 	Length	Part No.	Price	Part No.	Price
		3/8"		7/16"	
KS053  High tensile bolts and high tensile locking wizz nuts are Zinc Plated	25mm	KS046	\$0.80	KS062	\$1.00
	32mm	KS047	\$0.80	KS063	\$1.00
	38mm	KS048	\$1.00	KS064	\$1.30
	45mm	KS049	\$1.20	KS065	\$1.70
	50mm	KS050	\$1.30	KS066	\$1.20
	64mm	KS051	\$2.00	KS067	\$1.90
	Wizz Nut	KS052	\$0.50	-	-
	Wizz Nut	-	-	KS053	\$0.80

Splined Knife Section Bolts/Nuts			
Suits Nearly all older Rigid Fronts and Macdon and Case-IH Draper Fronts			
		  	
		All KS088 nuts	
Part No.			Price
KS089	For attachment of knife section	7/32" x 16mm	\$0.45 ea
KS090	For attachment of knifehead	7/32" x 25mm	\$0.45 ea
KS091	For attachment of knifehead	7/32" x 32mm	\$0.80 ea
KS088	Nut - suits KS089, KS090, KS091		\$0.40 ea







Part No.		Rivets - Open Front	Price
KS078	5.2 x 15mm	 Suits Open Front knife sections	\$0.40 ea
KS085	5.2 x 32mm	 Suits Open Front knifehead	\$0.40 ea
KS082	6 x 18mm	 Suits Claas	\$30 per 100
KS077	6 x 30mm	 Head Rivets suits Claas	\$30 per 100


Agco Bolts/Nuts			
Suits Agco Belt Fronts			
			
		KS282	
Part No.			Price
KS108	Dia	1/4" x 16mm	\$0.80 ea
KS109	Dia	1/4" x 30mm	\$1.20 ea
KS251	Dia	1/4" x 25mm	\$1.00 ea
KS282		1/4" UNC - suits KS108	\$0.40 ea
KS281		1/4" UNF - suits KS109, KS251	\$0.40 ea





Part No.		Rivets - Comb Front	Price
KS076		 Suits 50mm Single Point Sections	
		9mm x 4.7mm for International	\$0.10 ea
KS080		 Suits Double Cut Sections	
		12mm x 5.2mm	\$0.10 ea
KS074		 Head Rivet - Double Cut Sections	
		18mm x 5.2mm	\$0.20 ea



John Deere Draper Bolts/Nuts and some Midwest			
		     	
Part No.			Price
KS054	For attachment of knife section (M6 x 16mm)		\$2.10 ea
KS055	For attachment of knifehead & joiner strip (M6 x 25mm)		\$0.80 ea
KS095	Cone nut suits reinforcing strip		\$0.40 ea
KS096	M6 Conelok nut - suits KS054, KS055, KS097, KS100		\$0.40 ea
KS061	M6 Flange Nut - suits KS054, KS055		\$0.45 ea
KS057	Allen Key Screw - suits overlap		\$2.50 ea

Versatile Swather - BOLTS/NUTS			
Part No.		Price	
KS092	16mm	\$1.00 ea	
KS093	25mm	\$0.90 ea	
KS088	Nut	\$0.40 ea	
KS094	Overlap Nut	\$0.45 ea	

Honeybee Bolts/Nuts and some Midwest			
		  	
		KS096  KS095  KS061 	
Part No.			Price
KS097	For attachment of knife section (M6 x 16mm)		\$0.80 ea
KS100	For attachment of knife head (M6 x 30mm)		\$1.00 ea
KS095	Cone Nut suits reinforcing strip		\$0.40 ea
KS096	M6 Conelok nut - suits KS054, KS055, KS097, KS100		\$0.40 ea
KS061	M6 Flange Nut - suits KS100, KS102		\$0.45 ea
KS104	T20 Torx Screw & Nut suits Overlap - Honeybee		\$3.00 ea
KS102	M6 Cap Screw suits Overlap - Midwest		\$1.00 ea

New Holland and Macdon Centre Overlap BOLT/NUT			
Part No.		Price	
KS059 (Suit NH/MacDon)	Bolt - 7/32"	\$1.00 ea	
KS094 (Suit NH)	Half Nut	\$0.45 ea	
KS088 (Suit MacDon)	Conelok nut	\$0.40 ea	

Cuphead Knife Section Bolts/Nuts			
Suits Laminated Knife 1997 and earlier			
Tension 80-90 Pounds INCH			
		  	
		KS088 	
Part No.			Price
KS068	For attachment of knife section	7/32" (16mm)	\$0.40 ea
KS069	For attachment of knifehead	7/32" (25mm)	\$0.40 ea
KS070	For attachment of knifehead	7/32" (32mm)	\$0.80 ea
KS088	Nut - suits KS068, KS069, KS070		\$0.40 ea

Part No.		Nut Inserts	Price
KS106	6mm Nut Insert Suit Overlap		\$2.00 ea
KS105	6mm Nut Insert Suit Knifehead		\$1.60 ea

# KNIFEHEADS – HAY AND HARVEST

Part No.	Description	Price
<b>Agco/Gleaner</b>		
KH024	<b>N Series 3 prior S/N 19301</b> bearing included	<del>\$325</del> <b>\$254</b>
KH023	<b>Late N &amp; R Models – No bearing needed</b> OEM: 71351990	\$249
<b>Case-IH</b>		
KH020	<b>1010 1020 - complete with block</b> Replaces 1316161C95	\$359
KH052	<b>1010 1020 - Block Only</b>	\$159
KH045	<b>2010 2020</b>	\$309
KH025	<b>810 Series Fronts</b> bearing included	\$308
KH026	<b>Bearing Only</b> Suits International 810 Front Allis N Series	<del>\$110 ea</del> <b>\$86</b>
<b>Honeybee and New Holland Belt Front</b>		
KH074	<b>Honeybee or New Holland - LH</b> with SCH Guards OEM: HB67889 86561690	\$343
KH075	<b>Honeybee or New Holland - RH</b> with SCH Guards OEM: HB67890 86561826	\$343
KH072	<b>Knifehead LH -</b> Honeybee/New Holland with Cray/Harvestaire 7228 Guards (No Choke)	\$343
KH073	<b>Knifehead RH -</b> Honeybee/New Holland with Cray/Harvestaire 7228 Guards (No Choke)	\$343
KH078	<b>Nylon Ring</b> Suits knifehead	\$16.50
<b>Hesston</b>		
KH048	<b>1170, 8400</b>	<del>\$110</del> <b>\$86</b>
<b>John Deere</b>		
KH027	<b>200 Series 900 Series Rigid Fronts</b> Heavy Duty Version OEM: AH89498	\$320
KH028	<b>600 Series Belt Front Left and Right</b> OEM: AH231841	\$294
KH029	<b>900 Series Belt Front</b> AH220050 AH166965 AH215258	\$309
<b>Macdon</b>		
KH053	<b>Macdon 960 962 973 - 25' 30' &amp; 36'</b> & Case-IH 1040 1042 2052 Fronts OEM 37835	\$306
KH060	<b>Macdon 972 CaseIH 1052</b> OEM 113688	\$306
KH056	<b>Macdon D60 D65 D75 5° Tilt</b> LH Standard (Use only with Lift Kit)	\$306
KH057	<b>Macdon D60 D65 D75 5° Tilt</b> RH Standard (Use only with Lift Kit)	\$306
KH058	<b>Macdon 973 10° Tilt LH</b> (Only when fitted with a Knife Lift Kit)	\$306

Part No.	Description	Price
KH059	<b>Macdon 973 10° Tilt RH</b> (Only when fitted with a Knife Lift Kit)	\$306
KH032	<b>Pin, Bearing and Seal</b> suits Macdon 960 962 972 973 D60 D65 1040 1042 1052	\$127
KH030	<b>Bearing suits Macdon Knifehead</b>	\$58
KH031	<b>Seal suits Macdon Knifehead</b>	\$10.30
<b>Midwest</b>		
KH068	<b>Knifehead LH –</b> Suit 3" Single Pt Knife Sections	\$406
KH069	<b>Knifehead RH –</b> Suit 3" Single Pt Knife Sections	\$406
KH070	<b>Knifehead LH –</b> Suit 4" Doublecut Knife Sections	\$406
KH071	<b>Knifehead RH –</b> Suit 4" Doublecut Knife Sections	\$406
KH078	<b>Nylon Ring</b> Suits knifehead	\$16.50
<b>New Holland</b>		
KH045	<b>971 973 71C 73C</b> including Bearing OEM: 848094	\$309
KH039	<b>469 Hay Bine including Bush</b> OEM: 86507377 219986	\$193
KH067	<b>469 Hay Bine including Bush</b> long bar partway up side of bush	\$198
KH040	<b>489 Hay Bine including Bush</b> OEM: 80289488	\$289
KH050	<b>Bush suits 469 Knifehead</b> OEM: 134182	\$83
KH051	<b>Bearing</b> Suits 489 Knifehead and 971 Knifehead OEM: 701401	\$134
KH041	<b>495 Hay Bine including Bush</b>	\$237
KH079	<b>Knife Head including Block</b> Suits CF and CG Fronts OEM: 84275285	\$460
<b>Versatile</b>		
KH046	<b>Suits Versatile Swather</b> including Bushing	<del>\$140</del> <b>\$109</b>














# HOLD DOWN CLIPS - WEAR STRIPS

Part No.	Description	Price
<b>Hold Down Clips - New Holland</b>		
KS272	<b>Hold Down Clip</b> Suits New Holland 840CD - Belt Front OEM: 86630787	\$24.50
KS273	<b>Plate Adjuster</b> Suits LHHH4577 - On New Holland 840CD Belt Front OEM: 84184577	\$13.40
KS275	<b>Bolt &amp; Nut</b> Suits LHHH2134 LHHH4577 On New Holland 840CD Belt Front OEM: 87742342	\$3.10
KS274	<b>Hold Down Clip - High Arch</b> Suits New Holland 840CD - Centre (use 3 per front) OEM: 84422134	\$37
KS276	<b>Plate Adjuster</b> Suits LHHH2134 On New Holland 840CD Belt Front OEM: 84422992	<del>\$13</del> <b>\$10</b>
<b>Hold Down Clips - Honeybee Belt Fronts</b>		
KS115	<b>Hold Down Clip - Spring loaded</b> Suits 3/8" bolts	\$33
KS116	<b>Hold Down Clip - Spring loaded</b> Suits 7/16" bolts	\$33
KS117	<b>Arm Only</b> Suits Spring loaded hold down clip	\$10.50
KS118	<b>Front Wear Pad</b> Suits Spring loaded hold down clip	\$4.20
KS119	<b>Rear Wear Pad</b> Suits Spring loaded hold down clip	\$4.20
KS269	<b>Hold Down Roller 15768</b> Suits Honeybee with SCH knife guards Bottom Roller	\$45
KS271	<b>Hold Down Roller 16330</b> Suits Honeybee with SCH knife guards Top Roller	\$45
KS270	<b>Hold Down Roller 16004</b> Suits Honeybee with SCH knife guards Centre Overlap Roller	\$82

Part No.	Description	Price
<b>Hold Down Clips - John Deere</b>		
KS277	<b>Hold Down Clip - Standard Arch</b> Suits JD 630D 640D 640FD 645FD - Centre Overlap of Knives OEM: AH226928	\$46
KS278	<b>Hold Down Clip - Standard Arch</b> Suits 900 Series Draper Fronts 600 Series Draper Fronts 600 Rigid Fronts (Non-Draper) OEM: AH218547	\$13.50
KS279	<b>Hold Down Clip - High Arch for Knifehead</b> Suits 900 Series Draper Fronts 600 Series Draper Fronts 600 Rigid Fronts (Non-Draper) OEM: AH218548	\$13.50
<b>Hold Down Clips - General</b>		
KS151	<b>Std Hold Down Clip</b> Standard hold down clip for general use - NH489	\$5.50
KS111	<b>Extra High Hold Down Clip</b> for use at knife drive end - NH489	\$10.50
<b>Wear Strips</b>		
KS142	<b>Wear Strip with Hardened Edge</b> Suits older John Deere New Holland and Massey Ferguson Rigid Fronts	\$6.50
KS143	<b>Wear Strip with Hardened Edge</b> Suits older Agco Rigid Fronts	\$6.50
KS144	<b>Wear Strip with Hardened Edge</b> Special to suit International 810 Fronts	\$6.50



# KNIFE DRIVES

Part No.	Description	Price
<b>Case-IH</b>		
HP127 	<b>Wobble Box - Oil Bath (inc. arm)</b> Suits 1010 and 1020 Fronts OEM: 87502685	\$2759
<b>John Deere</b>		
HP411 	<b>Knife Drive</b> Suits 925 930 936 Draper fronts OEM: DE19786	\$3461
HP326 	<b>Knife Drive</b> Suits 635 and 640 Draper Fronts (Includes Counter Weight) OEM: DE21086 CE19249	\$4759
HP760 	<b>Input Shaft</b> Suits 635 and 640 Draper Front Knife Drive OEM: CE19565	<del>\$866</del> <b>\$675</b>
HP764 	<b>Counterweight</b> Suits 635 and 640 Draper Front Knife Drive OEM: CE19249	<del>\$1286</del> <b>\$1003</b>
HP412 	<b>Knife Drive - German Made</b> Suits 600 Flex & Rigid Auger Fronts (Not inc. Pulley) OEM: DE19785	\$3083
SC035 	<b>Bottom Drive Bearing Assembly</b> JD '900' Draper up to S/N 710101 OEM: DE19373 AH160993	\$298
SC034 	<b>Bottom Drive Bearing Assembly</b> JD '900' Draper above S/N 710101 and all '600' JD Draper OEM: DE19294 AXE24816	\$271
KH078 	<b>Nylon Ring</b> Knifehead	\$16.50
HP340 	<b>Knife Drive Wobble Box</b> Suits 200 & 900 Series Rigid Fronts (No Snout) OEM: AE41481	\$1600
HP483 	<b>Knife Drive Repair Kit for HPJD-1481</b> Suits 200 and 900 series Rigid Fronts OEM: AE57735	\$1082
HP418 	<b>Snout suits HPJD-1481</b> 200 & 900 Series Rigid Fronts OEM: AE35152	\$162
HP469 	<b>Knife Drive Repair kit for HPJD-6402</b> Suits 900 Series Front 2000 - 2002 above S/N 685401	<del>\$1265</del> <b>\$987</b>

Part No.	Description	Price
<b>Honeybee</b>		
SC014 	<b>SCH Pro-Drive</b> Hydraulic Drive - suits Honeybee OEM: 14228 26293 15744 87018595	\$3191
DR005 	<b>Hydraulic Motor</b> With 1 1/4" Driveshaft suits Pro-Drive & fixed adaptor 12563 100cc/RPM as used on Honeybee/New Holland	\$1400
SC026 	<b>Bottom Drive Bearing Assembly</b> With Nylon Ring and Claw Midwest and Honeybee	\$336
KH078 	<b>Nylon Ring</b> Knifehead	\$16.50
<b>New Holland</b>		
HP595 	<b>Wobble Box (no arm no pulley)</b> Suits 971 972 973 806 (after modification) Fronts with Tapered Splined Shaft for pulley OEM: 80850117	\$2174
HP605 	<b>Wobble Box (no arm, no pulley)</b> Suits 71C 72C 73C 74C & CIH 2010 2020 with tapered shaft for pulley OEM: 85000175	<del>\$1980</del> <b>\$1482</b>
HP604 	<b>Pulley suit HPNH1914 Wobble Box</b> Suits 71C 72C 73C 74C & CIH 2010 2020 Tapered Centre on Pulley OEM: 9501806	<del>\$165</del> <b>\$129</b>
HP590 	<b>Wobble Box heavy duty with arm (no pulley)</b> Suits 705 805 Fronts on 8040 8060 8070 8080 OEM: 80747972	\$1785
<b>Macdon</b>		
HP643 	<b>Comer Macdon Knife Drive Box</b> Suits Macdon 962 972 973 Case-IH 1042 1052 2052 OEM: 100532 338670A1 Also used to convert 960 (Case-IH 1040) to this later knife drive	\$2798
HP763 	<b>Knife Drive Arm to convert Macdon 960 (Case-IH 1040) to Comer Knife Drive</b> OEM: MD113698 C-IH100421 84602029	\$421
HP771 	<b>Pulley to convert Macdon 960 (Case-IH 1040) to Comer Knife Drive</b> OEM: MD47832 C-IH338585A1 48150167	\$528
<b>Midwest</b>		
SC013 	<b>SCH Pro-Drive</b> Vertical Pulley Type (Pulley not included) Suits all Midwest	\$3767
SC026 	<b>Bottom Drive Bearing Assembly</b> With Nylon Ring and Claw Midwest and Honeybee	\$336
KH078 	<b>Nylon Ring</b> Knifehead	\$16.50





- For Swather or Header Conversions
- Belt or Hydraulic Drive
- Top Quality – German Manufacture

True straight line drive from the planetary gear drive system. This system is in rotation all the time. There are no dead spots like wobble or crank drives where arms or levers have to change direction twice per revolution.



Part No.		Price
SC013	 <b>SCH Pro-Drive - Pulley Drive</b> Vertical Pulley Type (Pulley not included)	\$3767
SC027	 <b>Pulley to suit Vertical Pro-Drive</b> 200mm Dia	<del>\$220</del> <b>\$172</b>
SC028	 <b>Pulley to suit Vertical Pro-Drive</b> 220mm Dia	\$226
SC029	 <b>Pulley to suit Vertical Pro-Drive</b> 230mm Dia	<del>\$230</del> <b>\$179</b>
SC030	 <b>Pulley to suit Vertical Pro-Drive</b> 240mm Dia	\$252
SC014	 <b>SCH Pro-drive - Hydraulic</b> Hydraulic or Horizontal Pulley Type (Not including Motor or Pulley)	\$3191
SC019	 <b>Adjustable Pulley</b> Suits Horizontal Pro-Drive SC014	\$323
SC018	 <b>Fixed Adaptor</b> Suits Pro-Drive Hydraulic drive 32mm	\$271
DR004	 <b>Hydraulic Motor</b> With 25mm Drive shaft - suits Pro-Drive & fixed adaptor 12573 100cc/RPM	\$916
SC021	 <b>Hydraulic Motor Mount Kit</b> Honeybee/New Holland and Universal	\$308
SC036	 <b>Universal Mount Plate</b> Basic Plate – Requires adaption	\$108
SC012	 <b>Clamp Ring</b> For Knifehead	\$87
SC040	<b>Knifehead Bar - LH</b> (Drilled as required)	\$111
KH078	 <b>Nylon Ring</b> Knifehead	\$16.50
SC004	 <b>Knifehead Bearing with Plate</b>	\$150

Part No.		Price
SC026	 <b>Bottom Drive Bearing Assembly</b> With Nylon Ring and Claw Midwest and Honeybee	\$336
SC001	 <b>Grooved Nut</b> 38mm Outside Dia	\$18
SC002	 <b>Grooved Nut</b> 44mm Outside Dia	\$19.50
SC003	 <b>Grooved Nut Complete</b> 46mm Outside Dia	<del>\$40</del> <b>\$31</b>
SC005	 <b>Ball Bearing</b> 80mm Outside Dia	\$212
SC007	 <b>Ball Bearing</b> 90mm Outside Dia	\$82
SC006	 <b>Ball Bearing</b> 85mm Outside Dia	<del>\$63</del> <b>\$49</b>
SC025	 <b>Crankshaft Bottom Half</b> Centre fixing is 2 Bolt	\$87
SC031	 <b>Crankshaft Bottom Half</b> Centre fixing is 1 Bolt	\$174
SC009	 <b>Plug</b>	\$13.40
SC010	 <b>Plug</b>	\$65
SC008	 <b>Needle Sleeve</b> 32mm Outside Dia	\$61
SC011	 <b>Grooved Ball Bearing</b> 140mm Outside Dia	\$184
SC015	 <b>Cover</b>	<del>\$42</del> <b>\$33</b>
SC022	 <b>Shaft</b> 211mm length	<del>\$126</del> <b>\$98</b>
SC023	 <b>Shaft</b> 195mm length	<del>\$126</del> <b>\$98</b>
SC024	 <b>Bevel Gear - Set of 2</b> 1 is 18 teeth 1 is 20 teeth	<del>\$483</del> <b>\$377</b>

# IDLER PULLEYS BY DONDYE






Don Dye pressed steel pulleys and idlers are renowned for their quality and are used by many original equipment manufacturers. Fitted with the highest quality pre-lubricated ball bearings – no maintenance required.



	<b>Part No.</b> IP019	<b>Diameter</b> 85mm	<b>Belt Width</b> 19mm	<b>Price</b> \$33
	IP020	102mm	19mm	\$43
	IP021	121mm	19mm	\$48
	IP017	158mm	19mm	\$50
	IP018	171mm	19mm	\$53
	<b>Part No.</b> IP026	<b>Diameter</b> 121mm	<b>Belt Width</b> 25.4mm	<b>Price</b> \$43
	IP027	146mm	25.4mm	\$45
	IP022	158mm	25.4mm	\$49
	IP023	171mm	25.4mm	\$51
	IP024	197mm	25.4mm	\$61
	IP025	222mm	25.4mm	\$66
	<b>Part No.</b> IP036	<b>Diameter</b> 230mm	<b>Belt Width</b> 38mm	<b>Price</b> \$68
	IP037	280mm	38mm	\$87
	<b>Part No.</b> IP012	<b>Diameter</b> 100mm	<b>Belt Width</b> 40mm	<b>Price</b> \$45
	IP013	146mm	41.4mm	\$61
	IP014	171mm	41.4mm	\$58
	<b>Part No.</b> IP015 (Midwest)	<b>Diameter</b> 146mm	<b>Belt Width</b> 50.8mm	<b>Price</b> \$68
	IP016	228mm	50.8mm	\$76
	<b>Part No.</b> IP011	<b>Diameter</b> 165mm	<b>Belt Width</b> 38mm	<b>Price</b> \$65
	<b>Part No.</b> IP028	<b>Diameter</b> 70mm	<b>Belt Width</b> V-Idler B Section	<b>Price</b> \$39
	IP030	160mm	V-Idler B Section	\$50
	IP029	127mm	V-Idler B Section	\$75

Items marked in red come with 5/8" bushes and can be altered to 1/2" or 3/4" on request. All other items come with 1/2" bore but the 1/2" sleeve can be removed to provide 5/8" bore.

	<b>Part No.</b> IP032	<b>Diameter</b> 133mm	<b>Belt Width</b> V-Idler C Section	<b>Price</b> \$65
	IP033	160mm	V-Idler C Section	\$66
	IP034	185mm	V-Idler C Section	\$83
	IP035	230mm	V-Idler C Section	\$90
	<b>Part No.</b> IP038	<b>Diameter</b> 160mm	<b>Belt Width</b> V-Idler D Section	<b>Price</b> \$80
	<b>Part No.</b> IP002	<b>Diameter</b> 146mm	<b>Belt Width</b> 53mm	<b>Price</b> \$75
	IP003	171mm	41mm	\$77
	IP004	171mm	50.8mm	\$85
	<b>Part No.</b> IP007	<b>Diameter</b> 228mm	<b>Belt Width</b> 38.1mm	<b>Price</b> \$88
	IP008	228mm	50.8mm	\$106
	IP009	254mm	66.6mm	\$116
	IP010	254mm	82.5mm	\$122
	<b>Part No.</b> IP001	<b>Diameter</b> 127mm	<b>Belt Width</b> 50.8mm	<b>Price</b> \$50
	IP005	165mm	50.8mm	\$50
	IP006	165mm	57.1mm	\$60
	<b>Part No.</b> IP039	<b>Bush</b>	<b>Bore</b> 1/2"	<b>Price</b> \$7
	IP040	Bush	5/8"	\$6.20
	IP041	Bush	3/4"	\$7

## PTO SHAFTS, YOKES AND ADAPTORS

<b>Part No.</b> PT030	<b>1 1/8" Hex Bore Yoke Quick Release</b> 221 Series – small type Drive from Feeder House to Front CaselH 1010 Front	<b>Price</b> \$189
	<b>PT029</b> <b>1 1/8" Hex Bore Yoke Clamp Type</b> 221 Series – small type Drive from Feeder House to Front CaselH 1010 Front	<b>\$198</b>
	<b>PT081</b> <b>1 1/8" Hex Bore Yoke Quick Release</b> 421 Series – large type	<b>\$121</b>
	<b>PT037</b> <b>1 1/8" Hex Bore Yoke Clamp Type</b> 421 Series – large type	<del>\$193</del> <b>\$151</b>

<b>Part No.</b> HM027	<b>Adapter</b> 1 3/8" 6 Spl Male to 1 1/8" Hex Female	<del>\$209</del> <b>\$163</b>
	<b>HM026</b> <b>Adapter</b> 1 3/8" 21 Spl Male to 1 1/8" Hex Female	<b>\$251</b>
	<b>PT082</b> <b>1.0 metre Closed Length</b> PTO Drive Shaft - 35HP rating 2 x 1 1/8" Hex Bore Quick Release Yokes 421 Series	<b>\$428</b>
	<b>PT083</b> <b>1.0 metre Closed Length</b> PTO Drive Shaft - 21HP rating 2 x 1 1/8" Hex Bore Quick Release Yokes 221 Series Case-IH 1010 Fronts	<b>\$492</b>



Many other shafts available – PLEASE ENQUIRE - Quick Release or Clamp Type  
Fitted with 6, 20 or 21 spline yokes, round bore yokes or 1 1/8" Hex Yokes

Use the Hydraulic Multi-Coupler to make canola pick up fronts easy to attach.

**John Deere**

Part No.		Price
HM009	<b>Hydraulic Coupler Block - Harvester Side</b> Suits John Deere 9650STS 9750STS 9660STS 9760STS 9860STS 9770STS 9870STS S660 S670 S680 S690 - Five Couplers Fitted	\$2481
HM025	<b>Multi Coupler Block - Header Front Side</b> Five Couplers Fitted Suits Reel Fore & Aft, Reel Drive, Reel Lift John Deere 9650STS 9750STS 9660STS 9760STS 9860STS 9770STS 9870STS S660 S670 S680 S690	\$1461
HM024	<b>Multi Coupler Block - Header Front Side</b> No Couplers Suits John Deere 9650STS 9750STS 9660STS 9760STS 9860STS 9770STS 9870STS S660 S670 S680 S690	\$504
<b>Or choose HM024 Block and any of the following couplers...</b>		
HM020	<b>3/8" Coupler - Suits Reel Fore &amp; Aft</b> (2 Required) 1/16" ORFS Thread Light or Dark Blue Marker (Snap Ring included)	\$215
HM021	<b>1/2" Coupler - Suits Reel Drive (Pressure)</b> Red Marker (Snap Ring included)	\$232
HM022	<b>1/2" Coupler - Suits Reel Drive (Return)</b> Yellow Marker (Snap Ring included)	\$232
HM023	<b>1/2" Coupler - Suits Reel Lift</b> Green Marker (Snap Ring included) 1/16" ORFS thread	\$224
HM004	<b>Storage Bracket</b> for Multi-Coupler Block (Hardware included)	\$134



Part No.		Price
HM003	<b>Coupler Seal Repair Kit</b> Suits 3/8" Coupler - Header Front of Harvester Side	\$37
HM002	<b>Coupler Seal Repair Kit</b> Suits 1/2" Coupler - Header Front of Harvester Side	\$37
HM018	<b>Dummy Plug - Header Front Side</b> Suits John Deere 50 Series - STS Required to complete circuit on Reel Speed	\$105
HM019	<b>Dummy Plug - Header Front Side</b> Includes Snap Ring Suits John Deere 60 and 70 Series - STS, S660 S670 S680 S690 Required to complete circuit on Reel Speed	\$298
HM016	<b>Large Valve - Suits Coupler Block - Harvester Side</b> (3 per block) 1/2" - suits AGCO Replaces John Deere AH225671	\$484
HM017	<b>Small Valve - Suits Coupler Block - Harvester Side</b> (2 per block) 3/8" Replaces John Deere AXE21789	\$417
HM015	<b>Tool</b> For previous two valves required to remove and replace	\$116

**Case-IH and New Holland**
















HM008	<b>Hydraulic Coupler Block - Harvester Side</b> Suits Harvester side of Case-IH 8010 onwards, New Holland CR & CX Series	\$828
HM005	<b>Hydraulic Coupler Block - 2 Port Header Front Side</b> Suits Header Front Side Case-IH 8010 onwards, New Holland CR & CX Series Has 1/2" large ports suitable for oil flow on Canola Pick Ups	\$607
HM007	<b>Hydraulic Coupler Block - 5 Port Header Front Side</b> Suits Header Front Side Case-IH 8010 onwards, New Holland CR & CX Series Has 2 large ports and 3 small ports	\$772
HM003	<b>Coupler Seal Repair Kit</b> Suits 3/8" Coupler - Header Front and Harvester Sides	\$37

HM002	<b>Coupler Seal Repair Kit</b> Suits 1/2" Coupler - Header Front and Harvester Sides	\$37
HM010	<b>1/2" Valve suits Header Front Side</b> Replaces Original 84435046	\$97
HM011	<b>3/8" Valve suits Header Front Side</b> Replaces Original 84435047	\$45
HM012	<b>1/2" Valve Long suits Harvester Side</b> Replaces Original 84435502	\$155
HM013	<b>1/2" Valve Short suits Harvester Side</b> Replaces Original 84435503	\$86
HM014	<b>3/8" Valve Long suits Harvester Side</b> Replaces Original 84435504	\$111

**Agco and Massey Ferguson**

Some of the components on this page fit Agco R65 R75, Massey Ferguson 9690 9790 9895, Challenger 650 670 680B  
Please call for details

# RETRACTABLE FINGERS

Part No.		Price
<b>Allis Agco</b>		
HP778	 <b>Retractable Finger Guide Inner Plate</b> Suits Allis Agco Open Fronts OEM: 71320326	\$16.50
HP779	 <b>Retractable Finger Guide Outer Plate</b> Suits Allis Agco Open Fronts OEM: 71320327	\$16.50
HP777	 <b>Retractable Finger Guide - Nylon</b> Suits Allis Agco Open Fronts OEM: 71320323	\$13.40
<b>Case-IH</b>		
HP512	 <b>Retractable Finger Guide</b> Suits 810 Front	\$5.20
HP096	 <b>Retractable Finger Guide</b> Suits 1010 1020 1042 1052 2010 2020 2052 2062 OEM: 87620690 1307259C2	\$8.30
HP097	 <b>Retractable Finger</b> Suits 1010 1020 Fronts OEM: 1320699C1 434295A2	\$16.50
HP098	 <b>Finger Holder</b> Suits 1010 1020 1015 P/Up 1042 1052 2052 2152 OEM: 1308425C1	\$9.30
HP049	 <b>Finger Holder - Split</b> Suits 1010 1020 1015 P/Up 1042 1052 2052 2152 OEM: 1308425C1 410719A1	\$11.50
<b>Case-IH Belt Fronts (Macdon)</b>		
HP096	 <b>Retractable Finger Guide</b> Suits 1042 1052 2052 2062 2152 OEM: 87620690 1307259C2	\$8.30
HP781	 <b>Retractable Finger - 210x16mm (305mm Drum)</b> \$26 Suits CIH 1042 1052 2052 OEM: 123029	
HP782	 <b>Retractable Finger - 197x16mm (280mm Drum)</b> \$24 Suits CIH 1042 1052 2052 OEM: 123245	
<b>John Deere</b>		
<b>Old European Fronts</b>		
HP512	 <b>Retractable Finger Guide</b> Suits 955 975 630 OEM: Z30752	\$5.20
HP511	 <b>Steel Retractable Finger - 210x15mm</b> \$10.30 Suits 955 975 630 OEM: Z26570	
HP513	 <b>Retractable Finger Holder</b> Suits 955 975 630 OEM: AZ20696	\$8.20
<b>925D 930D 936D Belt Fronts 200 &amp; 900 Series Rigid Fronts</b>		
HP350	 <b>Retractable Finger Guide Kit - set of 2 inc Plastic Guide, Tin Plate &amp; 2 Torx Screws</b> \$24 Suits all 200 & 900 Series Rigid Fronts 925 930 936 Draper Fronts OEM: H86918 H87044 H87192	
HP351	 <b>Guide - Only</b> \$3.10 Suits all 200 & 900 Series Rigid Fronts 925 930 936 Draper Fronts OEM: H87044	
HP352	<b>Tin Plate - Suit Ret Finger</b> \$3.10 Suits 2008 & 900 Rigid Fronts 925 930 936 Draper Fronts	
HP526	 <b>Retractable Finger - Steel - 256mm</b> \$14.50 Suits all 200 & 900 Series Rigid Fronts OEM: H162662	





Part No.		Price
HP527	 <b>Retractable Finger Holder</b> Suits all 200 & 900 Series Rigid Fronts 925 930 936 Draper Fronts OEM: AH171884 AH107066 AH164128 AH87944	\$13.50
HP528	 <b>Retractable Finger Holder</b>  Suits all 200 & 900 Series Rigid Fronts 925 930 936 Draper Fronts OEM: AH171884 AH107066 AH164128 AH87944	\$25
HP552	 <b>Retractable Finger - 200mm</b> Suits 925D 930D 936D OEM: H158042	\$14.50
HP695	 <b>Retractable Finger - Retainer</b> Suits Rigid Fronts 925R 930R OEM: H174947	\$7.50
<b>615 Canola Pick Up 640X</b>		
HP553	 <b>Retractable Finger Guide</b> Suits 615 Pickup 640X OEM: H168206	\$8.30
HP560	 <b>Retractable Finger Holder</b> Suits 615 Pickup 640X OEM: AH171602	\$16.50
HP555	 <b>Retractable Finger - 280mmx15mm</b> Suits 615 Pickup 640X OEM: H169914	\$18
HP692	 <b>Retractable Finger - Retainer</b> Suits 615 Pickup 640X OEM: H172459	\$6
HP558	 <b>Spring Locking Pin (R Clip-Large)</b> \$4.20 Suits 615 Pickup 640X OEM: H169913	
HP559	 <b>Spring Locking Pin (R Clip-Small)</b> \$3.10 Suits 615 Pickup 640X OEM: 28316	
HP557	 <b>Retractable Finger - Retainer</b> \$11.50 Suits 615 Pickup 640X OEM: H169912	
<b>600 Series Fronts Draper Fronts 600 Series Rigid Fronts</b>		
HP562	 <b>Outer Guide Retainer</b> \$5.20 Suits along length of Drum (Qty 18) 635D 640D OEM: H217264	
HP563	 <b>Inner Guide Retainer</b> \$5.20 Suits along length of Drum (Qty 18) 635D 640D OEM: H217265	
HP564	 <b>Guide Ball - Plastic</b> \$4.20 Suits along length of Drum and tapered ends of Drum 635D 640D OEM: H217266	
HP560	 <b>Retractable Finger Holder</b> \$16.50 Suits 635D 640D 630R 635R 630FD 635FD 640FD 645FD OEM: AH171602	
HP554	 <b>Retractable Finger 270mmx16mm</b> \$27 Suits along length of 406mm Drum (635D 640D) and if above S/N 785000 suits tapered ends of Drum 635D 640D 630FD 635FD 640FD 645FD OEM: AH228229	
HP551	 <b>Retractable Finger Kit 243mmx16mm</b> \$56 Suits 356mm Drum 635D OEM: AXE21246 (Inc HXE31827 & 28316)	
HP556	 <b>Retractable Finger Kit 215mmx16mm</b> \$59 Suits taper on end of 406mm Drum 635D 640D OEM: AXE40784	

# RETRACTABLE FINGERS


Part No.		Price
HP566	 <b>Inner Guide Retainer</b> Suits tapered ends of Drum (Qty 2) 635D 640D excluding Advanced model with 356mm Drum OEM: HXE60498	\$16.50
HP565	 <b>Outer Guide Retainer</b> Suits tapered ends of Drum (Qty 2) 635D 640D excluding Advanced model with 356mm Drum OEM: HXE60497	\$16.50
HP550	 <b>Retractable Finger Holder</b> Suits tapered ends of 635FD 640FD 645FD 735FD 740FD 745FD OEM: AXE50040	\$24
HP564	 <b>Guide Ball - Plastic</b> Suits along length of Drum and tapered ends of Drum 635D 640D OEM: H217266	\$4.20
HP692	 <b>Retractable Finger - Retainer</b> Suits 635D 640D 630R 635R 630FD 635FD 640FD 645FD OEM: H172459	\$6
HP558	 <b>Spring Locking Pin (R Clip-Large)</b> Suits 635D 640D 630R 635R 630FD 635FD 640FD 645FD OEM: H169913	\$4.20
HP559	 <b>Spring Locking Pin (R Clip-Small)</b> Suits 635D 640D 630R 635R 630FD 635FD 640FD 645FD OEM: 28316	\$3.10
HP557	 <b>Retractable Finger - Retainer</b> Suits 635D 640D 630R 635R 630FD 635FD 640FD 645FD OEM: H169912	\$11.50
HP561	 <b>Retractable Finger - Retainer</b> Suits fingers on tapered end only 635D 640D excluding Advanced model with 356mm Drum OEM: HXE67899	<del>\$75</del> \$59
HP693	 <b>Retractable Finger - Retainer - 2 req per ft</b> Suits fingers on tapered end only 635D 640D excluding Advanced model with 356mm Drum OEM: HXE68570	\$11.50
HP694	 <b>Retractable Finger - Retainer</b> Suits 630D 635D 640D 630FD 635FD 640FD 645FD OEM: HXE31827	<del>\$11</del> \$9



## New Holland

### 705 Fronts

HP512	 <b>Retractable Finger Guide</b> Suits TR70 TR85 8040 8060 8080 OEM: 762687	\$5.20
HP597	 <b>Top &amp; Bottom Plates with Bolts &amp; Ball</b> Suits 1540 1545 1550 TR70 TR85 8040 8060 8080 OEM: 80324799 324799	\$19.50
HP631	 <b>Retractable Finger</b> Suits 1540 1545 1550 TR70 TR85 (705 Fronts) OEM: 80334972 334972	\$10.50
HP632	 <b>Retractable Finger Holder</b> Suits 1540 1545 1550 OEM: 80320816	\$10.50

### 806 971 972 973 73C Fronts



HP588	 <b>Retractable Finger Guide</b> Suits 806 971 972 973 Fronts OEM: 288799	\$5.20
-------	--	--------

Part No.		Price
HP635	 <b>Retractable Finger - 265mm</b> Suits 806 971 972 973 Fronts 71C 72C 73C OEM: 86537392 80732640 699569 782190	\$16.50
HP603	 <b>Retractable Finger Holder</b> Suits 806 971 972 973 Fronts 71C 72C 73C OEM: 80467990 80782189	\$11.30






## Macdon Draper Front

HP096	 <b>Retractable Finger Guide</b> Suits Macdon 960 962 972 973 OEM: 87051323	\$8.30
HP781	 <b>Retractable Finger 210mm longx15mm</b> (305mm Drum) Suits Macdon 962 972 973 D60 D65 OEM: 123029	\$26
HP782	 <b>Retractable Finger 197mm longx16mm</b> (280mm Drum) Suits Macdon 962 972 973 D60 D65 OEM: 123245	\$24
HP098	 <b>Retractable Finger Holder</b> Suits Macdon 962 972 973 D60 OEM: 123055	\$9.30



## Midwest Draper Front

HP778	 <b>Retractable Finger Guide Inner Plate</b> Midwest Belt Fronts	\$16.50
HP779	 <b>Retractable Finger Guide Outer Plate</b> Midwest Belt Fronts	\$16.50
HP777	 <b>Retractable Finger Guide - Nylon</b> Midwest Belt Fronts	\$13.40
HP780	 <b>Retractable Finger - 260mm</b> Midwest Fronts	\$36
HP528	 <b>Retractable Finger Holder</b> Midwest Belt Fronts Recommended because of higher shaft speed	\$25

## Honeybee Draper Front

HP512	 <b>Retractable Finger Guide</b> Suits Honeybee & New Holland Belt Fronts OEM: 86578659 86578658 86564938	\$5.20
HP350	 <b>Retractable Finger Guide Kit - set of 2 including Plastic Guide, Tin Plate &amp; 2 Torx Screws</b> Suits Honeybee & New Holland Belt Fronts OEM: 86578659 86564938	\$24
HP351	 <b>Guide Only</b> Suits Honeybee & New Holland Belt Fronts	\$3.10
HP526	 <b>Retractable Finger - Steel - 265mm</b> Suits Honeybee & New Holland Belt Fronts OEM: 86642897	\$14.50
HP528	 <b>Retractable Finger - Holder</b> Suits Honeybee & New Holland Belt Fronts OEM: 86564937 HB73324 Recommended because of higher shaft speed	\$25


## Massey Ferguson

HP577	 <b>Retractable Finger Holder</b> Suits 510 750 850 760 860 OEM: 272130M1	<del>\$32</del> \$25
HP512	 <b>Retractable Finger Guide</b> Replaces Ball & Plate System on 510 750 850 760 860	\$5.20

# HARVESTAIRE CROPLIFTERS



Fits all Open and Belt Fronts for Canola  
Field Peas & Downed Crops



Heavy Duty is  
Double Thickness



We recommend one croplifter per foot across the front.

Part No. Standard	Part No. Heavy Duty	Model Application	Description	Price	
				Standard	Heavy Duty
<b>AgCo/Gleaner</b>					
CR052	CR058	L & N & R Series – Rigid Fronts	Deluxe Croplifter with saddle (60mm high) and 2" x 3/8" HT bolt/nut to attach croplifter	\$52	\$56
CR056	CR062	R Series – Draper Fronts	Deluxe Croplifter with saddle (75mm high) and 4" x 3/8" HT bolt/nut	\$52	\$56
<b>Case-IH</b>					
CR052	CR058	International 810 Fronts	Deluxe Croplifter with saddle (60mm high) and 2" x 3/8" HT bolt/nut to attach croplifter	\$52	\$56
CR054	CR059	3050	Deluxe Croplifter with Saddle (75mm high) and 2 1/2" x 7/16" HT bolt/nut to attach croplifter	\$52	\$56
CR054	CR060	Case-IH 1010 1020 Fronts 2010 2020 Macdon and Case-IH Draper Fronts	Deluxe Croplifter with saddle (75mm high) and 2 1/2" x 7/16" HT bolt/nut to attach croplifter	\$52	\$56
<b>Advise if Hex Heads or Cuphead Bolts attaching Knife Guards for Macdon – Case-IH Draper Fronts</b>					
<b>John Deere</b>					
CR052	CR058	All 200 & 900 Series Fronts	Deluxe Croplifter with saddle (60mm high) and 2" x 3/8" HT bolt/nut to attach croplifter	\$52	\$56
CR057	CR063	Draper Fronts 930D 936D 635D 640D	Deluxe Croplifter with saddle (75mm high) and 2" x 3/8" HT bolt/nut to attach croplifter	\$52	\$56
<b>Massey Ferguson</b>					
CR052	CR058	All Fronts 20ft to 30ft	Deluxe Croplifter with saddle (60mm high) and 2" x 3/8" HT bolt/nut to attach croplifter	\$52	\$56
<b>New Holland</b>					
CR052	CR058	NH 705 805 & 806 Fronts	Deluxe Croplifter with saddle (60mm high) and 2" x 3/8" HT bolt/nut to attach croplifter	\$52	\$56
CR053	CR059	971 973 71C 73C	Deluxe Croplifter with saddle (75 mm high) and 2" x 7/16" HT bolt/nut to attach croplifter	\$52	\$56
CR054	CR059	840CD	Deluxe Croplifter with Saddle (75mm high) and 2 1/2" x 7/16" HT bolt/nut to attach croplifter	\$52	\$56
<b>Honeybee/NH</b>					
CR055	CR061	Honeybee and New Holland Draper Fronts with factory lift kit	Deluxe Croplifter with saddle (110mm high) and 3" x 3/8" HT bolt/nut to attach croplifter	\$52	\$56
<b>Macdon/Case-IH</b>					
CR054	CR060	Macdon and Case-IH Draper Fronts with Lift Kit	Deluxe Croplifter with saddle (75mm high) and 2 1/2" x 7/16" HT bolt/nut to attach croplifter	\$52	\$56
<b>Advise if Hex Heads or Cuphead Bolts attaching Knife Guards</b>					
<b>All Brands – Spare Parts</b>					
CR006	CR010	All brands – replacement main croplifter section NB: Saddle excluded.		\$38	\$43
CR038	-	Agco Case-IH JD Rigid MF Midwest NH	Croplifter Saddle 60mm High	\$16	-
CR042	-	CIH Macdon JD Draper	Croplifter Saddle 75mm High	\$16	-
CR040	-	Honeybee	Croplifter Saddle 110mm High	\$16	-

# HARVESTAIRE LENTIL LIFTER



Adjustable Lentil Lifter



Part No.	Model Application	Price
CR045	All makes and models includes bracket	\$39



**We Sell & Recommend**

# TSUBAKI AGRI-TUFF

## Features Include:

- Quad rivetted pins for sideplate security
- Extra heat treatment of pin for longer chain life

## Get "AGRI-TUFF" Performance!!

Drawing heavily on 80 years of design experience and over 40 years of agriculture experience worldwide, TSUBAKI has developed innovative roller chain "AGRI-TUFF", especially designed for agriculture applications. Unique new design and new materials improve the reliability and life of your agricultural chain drive.

Part No.	Single or Duplex	Pitch	Description	Buy Quantity	Price
CH193	Single	1/2"	Single Row Chain	Box of 10ft	\$57
CH195	Single	1/2"	Conn Link Single	Each	\$6
CH194	Single	1/2"	Offset Link Single	Each	\$6
CH196	Single	5/8"	Single Row Chain	Box of 10ft	\$72
CH197	Duplex	5/8"	Double Row Chain	Box of 10ft	\$154
CH199	Single	5/8"	Conn Link Single	Each	\$5.20
CH198	Single	5/8"	Offset Link Single	Each	\$6.20
CH201	Duplex	5/8"	Conn Link Double	Each	\$8.20
CH200	Duplex	5/8"	Offset Link Double	Each	\$12.30
CH202	Single	3/4"	Single Row Chain	Box of 10ft	\$101
CH203	Duplex	3/4"	Double Row Chain	Box of 10ft	\$210
CH206	Single	3/4"	Conn Link Single	Each	\$5.20
CH204	Single	3/4"	Offset Link Single	Each	\$9.30
CH320	Duplex	3/4"	Conn Link Double	Each	\$10
CH321	Duplex	3/4"	Offset Link Double	Each	\$15
CH208	Single	3/4"	Single Row Chain H/Duty (JD's)	Box of 10ft	\$130
CH207	Single	3/4"	Conn Link Single H/Duty	Each	\$8.20
CH205	Single	3/4"	Offset Link Single H/Duty	Each	\$16.40
CH209	Single	1"	Single Row Chain	Box of 10ft	\$152
CH212	Single	1"	Conn Link Single	Each	\$8.20
CH210	Single	1"	Offset Link Single	Each	\$14.40

**ALL 10ft BOXES INCLUDE ONE CONN LINK**

## OUR PARTS TEAM CAN SOURCE ANY PART!

Use the REQUEST A PART function on our new website and provide us with your make and model details. You can even upload an image of the part you need.

# ELECTRIC LINEAR ACTUATORS

## Electric Linear Actuators

Thomson Warner & USA manufacture  
12 or 24 Volt for a variety of uses around the farm.

Air seeders – Control of seed and fertiliser.

Chute doors – Trucks, silos, sheep feeders and fertiliser spreaders.



### Electrak 1



**Input Voltage:** 12volt  
**Load capacity (lbs.):** 25 on 12volt, 75 on 24volt  
**Load limiting clutch:** No  
**Limit Switches:** Fixed  
**Motor overload protection:** Yes

Part No.		Price
AC002	2" Stroke	\$744
AC003	4" Stroke	\$744
AC004	6" Stroke	\$744

### E050



**Input Voltage:** 12volt  
**Load capacity (lbs.):** 50 on 12volt, 112 on 24volt  
**Load limiting clutch:** Yes  
**Limit Switches:** Fixed  
**Motor overload protection:** Yes

Part No.		Price
AC008	4" Stroke	\$533
AC009	6" Stroke	\$574
AC010	8" Stroke	\$574

### Electrak 2



**Input Voltage:** 12volt  
**Load capacity (lbs.):** 250 on 12volt  
**Load limiting clutch:** Yes  
**Limit Switches:** No  
**Motor overload protection:** Yes

Part No.		Price
AC005	4" Stroke	\$980
AC006	8" Stroke	\$1005
AC007	12" Stroke	\$1090

### E150

Adjustable Stroke



**Input Voltage:** 12volt  
**Load capacity (lbs.):** 225 on 12volt, 450 on 24volt  
**Load limiting clutch:** No  
**Limit Switches:** Adjustable  
**Motor overload protection:** Yes

Part No.		Price
AC012	6" Stroke	\$1036
AC014	10" Stroke	\$1097
AC015	12" Stroke	\$1128

## HAY LOADER TYNES



TP023



TP021



TP022

Part No.		Price
TP020	<b>Hay Tyne 980mm long</b> (840mm Usable Length) Conus 2 Taper	\$134
TP023	<b>Hay Tyne 1100mm long</b> (950mm Usable Length) Conus 2 Taper	\$136
TP021	<b>Hay Tyne 1250mm long</b> (1100mm Usable Length) Conus 2 Taper	\$139





Part No.		Price
TP022	<b>Hay Tyne 1400mm long</b> (1260mm Usable Length) Conus 2 Taper	\$211
TP012	<b>Conus 2 weld in mounting sleeve</b> 120mmL x 57mm O.D.	\$29





# ATTACHING BRACKETS - 2 WAY'S, GPS AND SCREENS






## GPS Receiver Brackets

<b>FA003</b> 	<b>GPS Receiver Bracket</b> <b>\$285</b> Suits: Tractors 7200R 7215R 7230R 7260R 7280R 8225R 8235R 8245R 8260R 8270R 8285R 8295R 9410R 9460R 9510R 9560R Suits John Deere S660 S670 S680 S690 Headers	<b>FA002</b> 	<b>GPS Receiver Bracket</b> <b>\$230</b> Converts original Greenstar Bracket to accept starfire with deluxe shroud. Suits 7000 to 7930 inclusive - John Deere tractors windrowers and conditioners and headers 9650STS to 9870STS inclusive Headers
<b>FA011</b> 	<b>GPS Receiver Bracket Kit</b> <b>\$365</b> Consists of AFG06 Bracket as above plus adaptors Suits 00 10 20 and 30 Series 8000 and 9000 Tractors and 4730 - 4940 SP John Deere Sprayers	 <p style="text-align: center;">OEM bracket <span style="margin-left: 150px;">New - FA002</span></p>	

## Display Screen Brackets

<b>FA001</b> 	<b>Display Screen Bracket</b> <b>\$395</b> Suits John Deere S660 S670 S680 S690 Headers	<b>FA010</b> 	<b>Display Screen Bracket</b> <b>\$275</b> Suits all John Deere tractors ending with 00 10 20 or 30 all 8000 and 9000 series tractors all 7R 8R and 9R tractors and 4730 - 4940 John Deere sprayers
--	--	--	--

## 2 Way Radio Brackets

<b>Features</b> <ul style="list-style-type: none"> <li>• Simple to install, bolting to integrated factory cab mounting holes</li> <li>• Mobile - easily moved from machine to machine</li> <li>• Farm inspired custom fit design integrates with cab design</li> <li>• Powder coated durable paint finish</li> </ul>			
<b>FA005</b> 	<b>2 Way Radio Bracket</b> <b>\$200</b> Suits John Deere 8100 to 8630 inclusive Tractors 9100 to 9630 inclusive Tractors 4730 to 4940 inclusive Tractors All with Commandview® Cab	<b>FA009</b> 	<b>2 Way Radio Bracket</b> <b>\$200</b> Suits John Deere S660 S670 S680 S690 Headers
<b>FA007</b> 	<b>2 Way Radio Bracket</b> <b>\$199</b> Suits John Deere 7R 8R 9R tractors including track versions Commandview II® Cab	<b>FA004</b> 	<b>Microphone Holder</b> <b>\$47</b> Suits all tractor and header cabs 
		<b>FA008</b>	<b>2 Way Radio Bracket</b> <b>\$200</b> Suits most brands - B&N supplied Plus 1 microphone holder (FA004)

## FOOTRESTS - CAB



**Help reduce leg fatigue from long hours in the cab.**  
**Installs using existing steering column bolts**

<b>Case-IH</b>		
HP729	Suits 7010 8010 7230 8230 9230 7120 8120 9120	\$208
<b>John Deere</b>		
HP730	Suits 00 10 50 60 70 STS models and S660 S670 S680 S690 S760 S770 S780 S790	\$196
<b>New Holland</b>		
HP729	Suits CR9060 CR9070 CR9080 (except CR9090)	\$208

## Heavy Duty Belts with Kevlar® fibres for Strength and Longevity



Part No.	OEM No.	Model Application	Description	Price
<b>Agco/Gleaner</b>				
HB058	71335475	R40 R42 R50 R52 R62 R72 R65 R75 R66 R76 S67 S77	Rear Feed Conveyor Drive	\$128
HB056	71148120	R72 ASN 79001 R65 ASN HR62101 R75 R66 R76 S66 S77	Air Cond Compressor Drive	<del>\$17</del>
HB059	71255170	R40 R42 R50 R52 R62 R65 R66 R72 R75 R76	Straw Spreader Drive	\$87
HB067	71367469	R62 ASN 63000 R72 ASN 73000 S67 S77 R65 R66 R75 S68 S78 S88 S96 S97 S97	Jackshaft Drive RH	\$157
HB176	A3289503	R62 ASN MJ62101 R65 prior S/N HR62101	Alternator & Fan Drive	<del>\$60</del>
HB069	71368809	R42 R52 R62 R65 R72 R75 S67 S77 R66 R76	Clean Grain Elevator	\$130
HB068	71368135	R62 R72 R65 R75	Main Grain	\$428
HB064	71364514	R42 R52 R62 R65 R72 R75 S67 S77 R66 R78	Header Drive Constant Speed	\$216
HB080	71386695	R42 R52 R65 R62 R72 R75 R66 R76	Impeller/Chopper Drive OEM 71448483 71363968	\$103
HB061	71363595	R62 R66 R72 R76	Hydro Drive	<del>\$265</del>
HB097	71442482	R62 R72 R65 R75 R66 R76	Rear Feed Conveyor/Chopper Fine Cut	<del>\$118</del>
HB072	71374305	R42 R52 R62 ASN 66001 R72 ASN 76001 R65 R75	Shoe Drive	\$103
HB077	71380601	R62 R65 R72 R75 R66 R76	Bin Unloader C'shaft LH With Turret	<del>\$110</del>
HB066	71367460	R42 R52 R62 R65 R72 R75 R66 R76 S67 S77 S68 S78 S88 S96 S97 S98	Tailings Drive with Tailings Return	\$146
HB065	71367459	R62 R65 R72 R75	Tailing Drive	<del>\$57</del>
HB086	71398366	R42 R52 R62 R65 R72 R75	Bin Unloader Drive LH	\$78
HB270	V685121550	R62 R65 R72 R75	Alternator/Fan Drive	<del>\$152</del>
HB071	71374276	C62 R62 R72	Hydro Drive	\$371
HB096	71448442	R62 R65 R66 R72 R75 R76	Cylinder Drive	\$735
HB098	71456526	R65 R67 R75 R77 s67 ASN BHTV6501 S77 ASN BHTV7501	Header Drive Variable Speed	<del>\$630</del>
HB074	71377787	R62 ASN 68001 R65 R72 ASN 78001 R75 S67 S77	Pivot Jackshaft Drive - 2C	\$260
HB060	71355232	R42 R52 R62 BSN 68001 R72 BSN 78001	Pivot Jackshaft Drive -2B	\$174
HB073	71371306	R42 R52 R62 above S/N 63001 R72 ASN 73001 R65 R75	Pivot Jackshaft Drive -RH	<del>\$100</del>
HB062	71363802	R62 R65 R66 R72 R75 R76	Separator Drive	\$227
HB076	71379787	R65 R75	Spreader Pump Drive	<del>\$60</del>
HB091	71427223	S67 S77	Rotor Drive	<del>\$730</del>
HB094	71438552	S67 S77 S68 S78 S88 S96 S97 S98	Aspirator Fan Drive	<del>\$20</del>
HB085	71396754	R62 R66 R72 R76 S67 S77	Rotary Screen	\$33
HB095	71444986	S67 S68 S77 S96 S97 S98	Fan & Alternator Drive	<del>\$60</del>
HB099	71464666	S68 S78 S88 S96 S97 S98	Bin Unloader Drive	<del>\$115</del>
HB070	71370279	R72 S67 S77 R66 R76 R65 R75 S68 S78 S88	Main Clutch Shaft Drive	\$433
HB063	71364077	R42 (BSN46001) R52 (BSN56001) R62 R72	Shoe Drive Belt	<del>\$55</del>
HB093	71428995	S67 S77 S68 S78 S88 S96 S97 S98	Shoe Drive	<del>\$54</del>
HB084	71390561	R65 R66 R75 R76 S67 S77	Propel Pump Drive	\$201

<b>Case-IH</b>				
<b>7010 7120 7230 7240 8010 8010AFX 8120 8230 8240 9120 9230 9240</b>				
HB047	500371653	7010 7120	Fan Drive	\$83
HB048	504212528	7010 7120 9120	Air Conditioning, Alternator, Water Pump	\$41
HB137	86976208	7010-8010 ASN HAJ202001 7120 8120 9120 7230 8230 9230	Straw Chopper Drive	\$270
HB127	86517680	7240 8240 9240	Straw Chopper Drive	\$189
HB143	87282333	8010 8120	Alternator, Water Pump, Air Conditioner	\$67
HB136	86975809	7010 8010 7120 8120 9120 7230 8230 9230 7240 8240 9240	Bubble Up Auger (LH & RH + C/Grain elev)	\$113
HB127	86517680	7010 8010 7120 8120 9120 7230 8230 9230	Clean Grain Elevator	\$113
HB137	86976208	7240 8240 9240	Beater Drive	\$189
HB145	87283315	(7010 8010 both Prior to S/N 202001) 7120 8120 9120	Beater Drive	\$270
HB144	87283139	7010 8010 7120 8120 9120 7230 8230 9230 7240 8240 9240	Straw Chopper Drive 2800 RPM	\$200
HB138	87011585	7010 8010 7120 8120 9120	Tailings Drive	\$187
HB170	9513136	8010 8120	Unloading Auger Drive	\$201
HB142	87282305	8010 8120	Rotary Screen	<del>\$40</del>
HB148	87317063	7010 8010 7120 8120 9120 7230 8230 9230 7240 8240 9240	Fan Drive	\$75
HB155	87476487	6130 7130 6140 7140	Shoe Drive	\$114
HB038	301146A1	6130 7130 6140 7140	Cleaning System Drive with Beater	\$320
HB164	87629602	6130 7130 6140 7140	Cleaning Fan Drive	\$106
HB154	87476486	6130 7130 6140 7140	Feeder Drive without Rock Trap	<del>\$385</del>
HB117	84163222	6130 7130 6140 7140	Cleaning System Drive with Chopper Straw Spreader Drive	<del>\$318</del> <del>\$183</del>

Part No.	OEM No.	Model Application	Description	Price
<b>Case-IH</b>				
<b>1420 1440 1460 1480 1620 1640 1644 1660 1666 1680 1688</b>				
<b>2144 2166 2344 2366 2188 2377 2388 2577 2588 5088 6088 7088</b>				
HB028	244420A4	1440 1460 1640 1660 1644 1666 2144 2166 2344 2366	Rotor Drive	\$492
HB029	244422A4	1480 1680 1688 2188	Rotor Drive	\$595
HB030	244423A5	1680 2388 BSN 0273000	Rotor Drive	\$610
HB045	413159A2	2377 2388 ASN 0273000 S/N 292001-295000 2388 ASN 0295001 2577 2588 5088 5130 5140	Rotor Drive OEM HB120	\$613
HB018	191241C3	1644 1666 2144 2166 2344 2366 1420 1440 1460 1620 1640 1660	Separator Drive Belt - 3 grooves	\$441
HB012	1330499C1	1680	Separator Drive	<del>\$600</del> <b>\$468</b>
HB116	84137716	5088 6088 7088	Separator Drive Belt - 4 grooves	\$590
HB042	400427A1	2377 2388 ASN JJC0270500 and ASN HAJ292001 2577 2588	Separator Drive Belt - 5 grooves	\$595
HB015	1541702C1	1688 2188 2388 BSN JJC0270500	Separator Drive Belt - 3 grooves	\$358
HB019	191288C2	1420 1440 1460 1480 1660 1680 BSN JJC0045689	Auxillary Pump Drive	\$85
HB007	124573A1	2188 2388 BSN JJC0027299	Auxillary Pump Drive	\$182
HB014	1541700C1	1688 2144 2344	Auxiliary Pump Drive	<del>\$115</del> <b>\$90</b>
HB046	440498A3	2377 2388 ASN JJC02730000 and ASN HAJ292001 2577 2588	Auxiliary Pump Drive	\$193
HB155	87476487	5088 6088 7088	Cleaning System Drive with Beater (OEM 186509C2)	\$320
HB021	84462590	1440 1460 1640 1660 1644 1666, 2144 2166 2344 2366 BSN JJC0184544	Cleaning Fan Jackshaft Drive	\$102
HB039	317904A1	1680 1688 2188 2377 2388 ASN JJC0198068 2577 2588	Cleaning Fan Jackshaft Drive	\$111
HB038	301146A1	2366 ASN JJC0184544 2377 2388 ASN HAJ198068 2577 2588 6088 7088 6130 7130 6140 5130 5140	Cleaning Fan Drive	\$106
HB024	195396C2	1440 1460 1640 1660 1680	Cleaning Fan Drive	\$106
HB013	1541569C1	1644 1666 1688 2144 2166 2188 2344 2366 BSN JJC0184544 2388 BSN JJC0198068	Cleaning Fan Drive	\$116
HB022	192738C1	1440 1460 1640 1660 1644 1666 2144 2166 2344 2366	Feeder Drive without Rock Trap	\$365
HB023	194528C1	1480 1680 1688 2188 2377 2388 2577 2588	Feeder Drive without Rock Trap	\$357
HB164	87629602	1440-2366 1688 2188 2388 to S/N 0268799 5088 6088 7088 6130 7130 6140 7140	Feeder Drive without Rock Trap (OEM 393751A1) Feeder Jackshaft Drive with 1378mm Feeder House	<del>\$406</del> <b>\$317</b>
HB009	1315168C1	1640 1644 1660 1666 2144 2166 2344 2366 1440 1460	Feeder Drive with Rock Trap	<del>\$398</del> <b>\$310</b>
HB008	1315074C2	1688 2188 2377 2388 2577 2588	Feeder Drive with Rock Trap	\$340
HB040	393750A1	1680 1688 2144 2166 2188 2344 2366 2388 BSN JJC0268799	Feeder Jackshaft Drive with 1524mm Feeder	\$428
HB044	402370A1	2388 ASN JJC0268800 2388 ASN HAJ292001 2377 2577 2588	Feeder Jackshaft Drive with 1384mm Feeder	\$524
HB043	402368A1	2377 2388 ASN JJC0268800 2577 2588 2388 ASN HAJ292001 2377 2577 2588	Feeder Jackshaft Drive with 1524mm Feeder	\$495
HB020	191290C1	1440 1460 1640 1660 2144 2166 2344 2366	Grain Tank Unloader Drive	<del>\$117</del> <b>\$91</b>
HB025	1989216C1	1660 ASN JJC0102897 1644 1666	Grain Tank Unloader Drive	<del>\$117</del> <b>\$91</b>
HB026	1989217C1	1680 1688 2188 2377 2388 2577 2588	Grain Tank Unloader Drive	\$137
HB041	396829R1	1666 1688 2166 2188 2366 2388 BSN JJC0272999	Airconditioner Compressor	\$20
HB050	537072R92	1640 1660 1680	Alternator, Fan, Water Pump	<del>\$74</del> <b>\$58</b>
HB263	J911572	1666 1688 2166 2188	Alternator, Fan, Water Pump	\$61
HB168	87755884	2366 ASN JJC0255700 2388 ASN JJC0273000 2377 2388 ASN 292001 2577 2588 6088 7088	Alternator, Fan	\$57
HB032	247428A1	1010 1020 Fronts	Knife Drive	\$110
HB122	84448591	2020 2040 Fronts	Knife Drive	<del>\$147</del> <b>\$115</b>
HB155	87476487	1440 1460 1480 1620 1640 1644 1660 1666 1680 1688 2144 2166 2188 2344 2366 2377 2388 2577 2588 6088 7088	Elevator Drive (without OEM Straw Chopper) All with Discharge Beater, OEM 186509C2	\$320
HB154	87476486	1440 1460 1480 1640 1660 1680 1644 1666 1688 2144 2166 2188 2344 2366 2377 2388 2577 2588 6088 7088	Elevator Drive (with OEM Straw Chopper) (OEM 181055C1)	\$318
HB118	84172256	1460 ASN 23250 1480 ASN 24000 1640 1644 1660 1666 1680 1688 2144 2166 2344 2366 2188 2388 2377 2577 2588	Straw Spreader Drive (OEM 196371C1)	\$99
HB117	84163222	5088 6088 7088	Straw Spreader Drive	<del>\$198</del> <b>\$154</b>
HB010	1315265C1	1640 1660 1644 1666 2144 2166 2344 2366	Straw Chopper Drive	\$105
HB011	1315266C1	1680 1688 2188 2377 2388 2577 2588	Straw Chopper Drive	\$143

Part No.	OEM No.	Model Application	Description	Price
<b>John Deere</b>				
<b>S660 S670 S680 S690 S780 S790</b>				
HB237	H221498	S660	Rotor Drive (OEM HXE46027)	\$876
HB229	H208431	S660 S670 S680 S690	Rotor Drive (OEM HXE63990)	\$1097
HB212	HXE95935	S660 S670 S680 S690	Front End Drive Clutch to Feeder House Heavy Duty (OEM HXE95935)	\$524
HB178	AH150678	S660 S670 S680 S690	Jackshaft (Front) RH	\$198
HB209	H154723	S660 S670 S680 S690 S760 S770 S780 S790	Jackshaft (Rear) RH	\$130
HB210	H154731	S660 S670 S760 S770	Tailings Elevator Drive	\$72
HB279	H240895	S680 S690	Tailings Rethresher Drive	<del>\$155</del> <b>\$121</b>
HB275	HXE24085	S660 S670 S680 S690	Vacuum Fan - Upper	<del>\$28</del> <b>\$22</b>
HB273	HXE38073	S680 S690 S760 S770 S780 S790	Vacuum Fan - Drive	<del>\$27</del> <b>\$21</b>
HB236	H221273	S660 S670 S680 S690	Air Screen Drive (Screen Side)	<del>\$75</del> <b>\$59</b>
HB248	H238867	S660 S670 S680 S690 S760 S770 S780 S790	Air Screen (Engine Side)	\$37
HB278	H238822	S660 S670 S680	Alternator	<del>\$66</del> <b>\$51</b>
HB277	H238831	S680 S690	Alternator	<del>\$69</del> <b>\$54</b>
HB260	HXE32806	S660 S670 S680 S690 ASN 745101 S760 S770	Alternator	\$82
HB276	HXE22617	S660 S670 S680 S690	Fan	<del>\$128</del> <b>\$100</b>
HB272	HXE32548	S660 S670 S680 S690 S780 S790	Fan	<del>\$80</del> <b>\$62</b>
HB268	R503312	S780 S790 9860STS 9870STS	Engine Fan Belt	<del>\$145</del> <b>\$113</b>
HB224	H203474	S660 9750STS 9660STS 9670STS 9760STS 9770STS 9860STS	Feeder House - Fixed Speed	\$248
HB234	H218726	S660 S760 9560STS 9570STS 9650STS	Feeder House - Variable Speed ( <b>Heavy Duty</b> )	\$525
HB261	HXE45928	S660 S670 S760 S770	Feeder House Variable Speed ( <b>High Torque</b> )	<del>\$595</del> <b>\$464</b>
HB219	H174885	S660 S670 S680 S690 S760 S770 S780 S790	Feeder House - Fixed Speed, Heavy Duty, High Torque	\$441
HB243	H229018	S670 S680 S690 S770 S780 S790	Front End Drive 5-speed feeder house/Reel Pump	<del>\$660</del> <b>\$515</b>
HB233	H218645	S660 S760 S770	Clean Grain Elevator (OEM H206738)	\$221
HB242	H223230	S670 S680 S770 S780 S790	Clean Grain Elevator	\$402
HB274	HXE20763	S690	Clean Grain Elevator	<del>\$417</del> <b>\$325</b>
HB247	H236472	S660 S670 S680 S690	Feed Accelerator, Std Speed	\$264
HB244	HXE54503	S660 S670 S680 S690	Feed Accelerator, High Speed	\$297
HB239	H221732	S660 S670 S680 S690 S760 S770 S780 S790	Feed Accelerator, Slow Speed (OEM H216026)	<del>\$220</del> <b>\$176</b>
HB258	HXE15594	S660 S670 S680 S690	Cleaning Fan Drive	<del>\$225</del> <b>\$146</b>
HB220	H175587	S660 S670 S680 S690	Shoe Conveyor Auger Drive	\$285
HB180	AH160080	S660 S670 S760 S770	Unloading Drive (2 per machine)	\$181
HB181	AH233198	S680 S690 S780 S790	Unloader Drive	<del>\$220</del> <b>\$172</b>
HB252	H241000	S670 Some S680 S690 S770	Chopper Drive, Upper, XFC (3HC) 3 Groove Pulley	<del>\$428</del> <b>\$334</b>
HB250	H240888	S680 S690 S780 S790	Chopper Drive, Upper, XFC (4HC) 4 Groove Pulley	\$574
HB253	H241212	S660 S670 S680 S690 MY18-S770 S780 S790	Chopper Drive, Lower, FC (2HC)	\$577
HB251	H240974	S660 S670 S680 S690 S770 S780 S790	Chopper Drive, Lower, XFC (3HC)	<del>\$428</del> <b>\$334</b>
HB182	AH236689	S670 S680 S690	Discharge Beater Drive (Joined Belt, 2 Bands)	\$364
HB279	H240895	S670 S680 S690 S770 S780 S790	Overshot Beater Drive	<del>\$155</del> <b>\$121</b>

<b>John Deere</b>				
<b>9650STS 9750STS 9660STS 9760STS 9860STS 9670STS 9770STS 9870STS</b>				
HB237	H221498	9650STS 9750STS 9660STS 9670STS 9760STS	Rotor Drive	\$876
HB229	H208431	9860STS ASN 705798 9770STS 9870STS	Rotor Drive - Variable (OEM HXE63990)	\$1097
HB228	H207851	9860STS BSN 705797 9750STS	Rotor Drive - Variable	<del>\$1170</del> <b>\$913</b>
HB187	H111519	9650STS 9750STS BSN 695601	Feeder House Drive (Fixed Speed)	\$221
HB219	H174885	9860STS 9870STS	Feeder House - Fixed Speed, Heavy Duty High Torque	\$441
HB213	H156796	9650STS 9750STS 9660STS 9760STS 9860STS 9670 9770	Header and Reel Pump - Fixed Speed	\$248
HB192	H125565	9650STS ASN 695601 9750STS ASN 695601	Feeder House Fixed Speed	\$265
HB261	HXE45928	9660STS 9670STS 9760STS 9770STS 9860STS	Feeder House Variable Drive, High Capacity (OEM H220911)	<del>\$595</del> <b>\$464</b>
HB234	H218726	9650STS 9660STS 9670STS 9750STS 9760STS 9770STS 9860STS	Feeder House Variable Speed	\$589
HB225	H205169	9650STS ASN 695601 9750STS ASN 695601	Feeder House Variable Speed Standard Capacity	<del>\$355</del> <b>\$277</b>
HB215	H157732	9650STS to S/N 695601 9750STS BSN 695601	Feeder House Variable Speed Standard Capacity	<del>\$300</del> <b>\$234</b>
HB224	H203474	9660STS 9570STS 9670STS 9760STS 9770STS 9860STS	Feeder House Fixed Speed	\$248
HB223	H201334	9560STS 9660STS	Feeder House Variable Speed Standard Capacity	<del>\$345</del> <b>\$269</b>
HB178	AH150678	9650STS 9750STS 9660STS 9760STS 9860STS 9670STS 9770STS 9870STS	Jackshaft (Front) - (Set of 2) RH	\$198 set

(continued next page...)

Part No.	OEM No.	Model Application	Description	Price
<b>John Deere</b>				
<b>9650STS 9750STS 9660STS 9760STS 9860STS 9670STS 9770STS 9870STS</b>				
HB209	H154723	9650STS 9750STS 9660STS 9760STS 9860STS 9670STS 9770STS 9870STS	Jackshaft (Rear) RH	\$130
HB210	H154731	9650STS 9750STS 9660STS 9760STS 9860STS 9670STS 9770STS 9870STS	Tailings Auger and Elevator Drive	\$72
HB238	H221731	9650STS 9750STS 9660STS BSN 715401 9760STS BSN715501 9860STS BSN 715601	Feed Accelerator - Standard Speed (OEM H204133)	\$264
HB247	H236472	9660 ASN 715401 9760 ASN 715501, 9860 ASN 715601 9670STS 9770STS 9870STS	Feed Accelerator Standard Speed	\$264
HB244	HXE54503	9870STS ASN 730101	Feed Accelerator, High Speed	\$297
HB239	H221732	9650STS 9750STS 9660STS 9760STS 9860STS 9670STS 9770STS 9870STS 9880STS	Feed Accelerator - Slow Speed (OEM H216026)	<b>\$176</b> <del>\$225</del>
HB267	R135609	9650STS 9660STS 9750STS 9760STS	Alternator (185 Amp.)	\$98
HB266	R135606	9650STS 9660STS 9750STS 9760STS	Alternator (95 Amp.)	\$79
HB240	H221733	9650STS 9660STS 9670STS 9750STS 9760STS 9770STS 9860STS (Fast Drive) 9870STS BSN 730100	Feed Accelerator Drive; High-Speed	\$241
HB243	H229018	9670STS 9770STS 9870STS	Header/Reel Pump - Multi Speed	<b>\$515</b> <del>\$660</del>
HB211	H155998	9650STS 9660STS	Header & Reel Pump HIGH CAPACITY	<b>\$292</b> <del>\$374</del>
HB212	HXE95935	9650STS 9660STS 9670STS 9750STS 9760STS 9770STS 9860STS 9870STS	Header & Reel Pump HIGH CAPACITY	\$524
HB214	H157104	9650STS BSN 695600 9750STS BSN 695600	Rotary Screen (Engine Side)	\$34
HB227	H206807	9650STS ASN 695601 9660STS BSN 715401 9750STS ASN 695601 9760STS BSN 715501 9860STS BSN 715601	Rotary Screen (Engine Side)	\$42
HB236	H221273	9670STS 9770STS 9870STS	Rotary Screen Drive (Screen Side)	<b>\$59</b> <del>\$75</del>
HB231	H213353	9660STS ASN 715401 9670STS 9760STS ASN 715501 9770STS 9860STS ASN 715601 9870STS	Rotary Screen Drive (Engine Side)	\$48
HB232	H214241	9660STS ASN 715401 9760STS ASN 715501, 9860STS ASN 715601	Rotary Screen Drive (Screen Side)	<b>\$57</b> <del>\$73</del>
HB221	H175628	9650STS ASN 695601 9660STS BSN 715400 9750STS ASN 695501 9760STS BSN 715601 9860STS BSN 715601	Rotary Screen Drive (Screen Side)	\$82
HB246	AH235564	9650STS ASN 700501 9750STS ASN 700601 9660STS 9760STS 9670STS 9770STS 9870STS	Straw Chopper (OEM H204747)	\$246
HB241	H223212	9770STS 9870STS	Straw Chopper	<b>\$250</b> <del>\$321</del>
HB245	H232997	9670STS	Straw Chopper	\$196
HB256	HXE10501	9670STS 9770STS 9870STS	Countershaft, Beater & Chopper, Replaces H223384	\$392
HB257	HXE10556	9670STS 9770STS 9870STS	Countershaft, Beater & Chopper, Replaces H223385	\$325
HB233	H218645	9650STS 9660STS 9670STS 9750STS 9760STS 9860STS	Clean Grain Elevator (OEM H206738)	\$221
HB242	H223230	9770STS 9870STS	Clean Grain Elevator	\$402
HB218	H165072	9650STS 9750STS	Cleaning Fan	<b>\$115</b> <del>\$148</del>
HB226	H206048	9660STS 9670STS 9760STS 9770STS 9860STS	Cleaning Fan	\$137
HB259	HXE15671	9650STS 9660STS 9670STS 9750STS 9760STS 9770STS 9860STS 9870STS	Countershaft Beater & Chopper (Replaces H157514)	\$220
HB220	H175587	9650STS 9660STS 9670STS 9750STS 9760STS 9770STS 9860STS 9870STS	Shoe Fan & Conveyor Augers	\$285
HB180	AH160080	9650STS 9660STS 9670STS 9750STS 9760STS 9770STS 9860STS 9870STS	Unloading Auger System	\$181
HB235	H219182	9650STS 9660STS 9670STS 9750STS 9760STS 9770STS 9860STS 9870STS	Discharge Beater (OEM H168301)	\$187

<b>John Deere</b>				
<b>9400 9410 9500 9510 9600 9610 CTS CTSII</b>				
HB230	H210476	9400 9410 9500 9510 9600 9610 CTS CTSII 9650CTS	Cylinder Intermediate Drive (OEM HXE51101)	\$467
HB188	H115881	9400 9410 9500 9510 9600 9610 CTS CTSII 9650CTS	Cylinder Drive - Regular Dual + Single Range	\$320
HB199	H137670	9400 9410 9650CTS	Cylinder Intermediate Drive, Ext. Range	<b>\$527</b> <del>\$675</del>
HB189	H118618	9500 9510 9600 9610 CTS CTSII 9650CTS 9660CTS	Cylinder Drive, Slow Speed	<b>\$179</b> <del>\$230</del>
HB192	H125565	9400 BSN 635101 9500 BSN 635201, 9600 BSN 635301 9650 ASN 695601	Reel Pump and Header	\$265

(continued next page...)

Part No.	OEM No.	Model Application	Description	Price
<b>John Deere</b>				
<b>9400 9410 9500 9510 9600 9610 CTS CTSII</b>				
HB206	151952	9410 9510 9600 ASN 63530 9610 9400 9500 ASN 635201 CTS CTSII 9650CTS 9660CTS	Reel Pump and Header	\$258
HB216	161648	9400 9410 9500 9510 9600 9610 CTS CTSII 9650CTS 9660CTS	Feeder House Variable Speed	<b>\$211</b> <del>\$270</del>
HB193	126345	9400 9410 9500 9510 9600 9610 CTS CTSII 9650CTS	Feeder House Fixed Speed with Reverser	\$232
HB196	131169	9400 9410 9500 9510 9600 9610 CTS CTSII 9650CTS 9660CTS	Shoe, Straw Walker, Conveyor Augers	\$206
HB179	158880	9400 9410 9500 9510 9600 9610 CTS CTSII 9650CTS 9660CTS	Unloading System	\$110 per pair
HB194	128010	9400 9410 9500 9510 9600 9610 CTS CTSII 9650CTS 9660CTS	Secondary Counter Shaft	<b>\$108</b> <del>\$139</del>
HB265	110085	9400 9410 9500 9510 9600 9610 CTS CTSII 9650CTS 9660CTS	Tailings Auger and Elevator (Lower)	\$103
HB254	27433	6600 6620 7700 8820 9400 9410 9450	Clean Grain Elevator Chopper	<b>\$51</b> <del>\$65</del>
HB190	125380	9400 9410 9500 9510 9600 9610	Straw Chopper Front	<b>\$112</b> <del>\$144</del>
HB235	219182	CTS CTSII	Straw Chopper Front (OEM H168301)	\$187
HB185	101436	9400 9410 9450	Straw Chopper Drive Rear Operating Position	\$88
HB249	23950	9500 9510 9600 9610	Chopper/Window or Forward Position	<b>\$59</b> <del>\$75</del>
HB269	944538	9400 BSN 635101 9600 BSN 631201	Alternator	<b>\$31</b> <del>\$40</del>
HB186	101813	9400 9500 9600 9410 9510 CTS CTSII 9650CTS 9660CTS	Alternator	\$27
HB203	141429	CTS CTS II	Separator Drive	\$737
HB264	140021	CTS II 9510	Chaff Spreader Drive, Straw Spreader (OEM M95728)	<b>\$78</b> <del>\$100</del>
HB195	128234	9500 9510 9600 9610	Straw Spreader	<b>\$70</b> <del>\$90</del>
HB197	132808	9410 9500 9510 9600 BSN 641717	Cooling Fan	<b>\$22</b> <del>\$28</del>
HB198	132809	9400 9410	Cooling Fan	<b>\$22</b> <del>\$28</del>
HB208	153297	9600 9610 9650CTS	Cooling Fan - H/Power	<b>\$16</b> <del>\$20</del>
HB204	145158	9400 ASN 640506 9500 ASN 642579 9600 ASN 641717 9410 9510 9610 CTSII	Rotary Screen	\$98
HB205	146636	9400 ASN 640506 CTS ASN 645511 9410 175632 9500 ASN 642579 9600 ASN 641922 9610	Rotary Screen Drive	\$22
HB222	163515	CTS CTSII 9650CTS 9660CTS	Rotary Screen (Screen Side)	<b>\$27</b> <del>\$35</del>
HB217	141167	9510 9550 9610 9650CTS 9660CTS	Alternator/AC Compressor	<b>\$62</b> <del>\$80</del>
HB202	141166	9400 ASN 640101 9500 ASN 640201 9610 CTS	Clean Grain Elevator	<b>\$162</b> <del>\$208</del>
HB201	141166	9600 ASN 640301	Clean Grain Elevator	\$231
HB200	140404	9400 BSN 670101 9500 BSN 670201, 9600 BSN 670301 CTS BSN 670401	Separator Fan, Regular Speed	<b>\$92</b> <del>\$118</del>
HB207	152146	9400 9500 9600 ASN 670301 9410 9510 9610 CTS ASN 670401 CTSII	Separator Fan, Regular Speed	\$165
HB177	139436	9400 9410 9500 9510 9600 9610	Beater Drive (100% Beater Speed)	\$110
HB255	80896	9410 9500 9510 9600CTS	AC Compressor Belt	<b>\$12</b> <del>\$15</del>

## New Holland

### CR920 CR940 CR960 CR970 CR9040 CR9060 CR9070 CR9080 CR9090

HB140	87053803	CR920 CR940 CR960 CR970 CR9070	Rotor Variator (2944mm)	\$902
HB141	87053804	CR920 CR940 CR960 CR9040 CR9060	Rotor Variator (2997mm)	<b>\$772</b> <del>\$990</del>
HB167	87676816	CR920 CR940 CR960 CR9060-CR9070 BSN C627 CR9060 CR9070 ASN D627 CR7090 CR8080 BSN O7/29/2012	Rotor Variator, High Performance (2997mm) (OEM 47805218)	\$1128
HB156	87540195	CR970 CR9080 CR9090 CR8090 CR10.90	Rotor Variator, High Speed, High Performance (2945mm) (OEM 47837780)	\$974
HB048	540212528	CR9040 CR9060	Air Conditioner Compressor	\$41
HB160	87580099	CR920 CR940 CR960 CR970 CR9040 CR9060	Beater Drive	\$209
HB119	84175581	CR9060 CR9070 CR9080 CR9090 CR7090 CR8080 CR8090	Beater Drive (OEM 87011585)	\$246
HB161	87580100	CR920 CR940 CR960 CR970 CR9040 CR9060 CR9070 CR9080 CR6090 CR7090 CR8080 CR8090 CR6.80 CR6.90 CR7.90	Chopper Drive Upper or Lower or Intermediate or Front or Rear	\$212
HB149	87319821	CR9040 CR9060 CR9070 CR9080	Grain Elevator Drive (2V)	\$188
HB159	87580097	CR920 CR940 CR960 CR970 CR9040 CR9060	Main Drive (4V) (OEM 80743877)	\$346
HB157	87545651	CR9060 CR9070 CR9080 CR9090 CR7090 CR8080 CR8090 CR6.80 CR6.90 CR7.90	Main Drive (5V)	\$479

(continued next page...)

Part No.	OEM No.	Model Application	Description	Price
<b>New Holland</b>				
<b>CR920 CR940 CR960 CR970 CR9040 CR9060 CR9070 CR9080 CR9090</b>				
HB135	8679163	CR920 CR940 CR960 CR970 CR9040 CR9060 CR9070	Primary Feeder Drive with Variator (OEM 86729163)	<b>\$167</b> <del>\$214</del>
HB129	86589482	CR920 CR940 CR960 CR970 CR9040 CR9060 CR9070 CR9080	Primary Feeder Drive without Variator	\$416
HB151	87325684	CR920 CR940 CR960 CR970 CR9040 CR9060 CR9070 CR9080 CR9090	Returns Drive, LH Enhanced Cleaning (Set of 2) (OEM 84353448)	\$98 set
HB146	87284244	CR8080 CR8090 CR9070	Fan Drive (Set of 2)	\$50 set
HB106	84057085	CR920 CR940 CR960 CR970	Rotary Fan	\$77
HB150	87325327	CR920 CR940 CR960 CR970	Rotary Fan Jackshaft (OEM 87656225)	<b>\$20</b> <del>\$25</del>
HB114	84072421	CR920 CR940 CR960 CR970 CR9040 CR9060	Secondary Feeder Drive	<b>\$624</b> <del>\$800</del>
HB147	87315599	CR920 CR940 CR960 CR970 CR9040 CR9060 CR9070 CR9080 CR9090	Shaker Shoe Drive	\$103
HB165	87673234	CR9040 CR9060	Rotary Screen Belt	\$129
HB121	84332126	CR920 CR940 CR960 CR970	Return Drive LH (Set of 2)	<b>\$61</b> <del>\$53</del> set
HB138	87011585	CR920 CR940 CR960 CR970 CR9040 CR9060 CR9070 CR9080 CR9090 CR6090 CR7090 CR8080 CR8090 CR6.80 CR6.90 CR7.90	Unloading Auger Drive	\$201
HB111	84058339	CR960 CR970 CR9060 CR9070 CR9090	Returns Elevator Drive, RH (Set of 2) (OEM 84332132)	\$65 set
HB131	86596143	CR920 CR940 CR960 CR970 CR9040 CR9060 CR9070	Feeder Drive, Vari-Speed with Variator (OEM 86583907)	<b>\$624</b> <del>\$800</del>
HB162	87583907	CR9040 CR9060 CR9070 CR9080	Primary Feeder Drive with Variator	<b>\$179</b> <del>\$230</del>
HB158	84817627	CR9060 CR9070 CR9080 CR9090 CR7090 CR8080 CR8090	Secondary Feeder Drive	\$1066
HB163	87583907	CR9040 CR9060 CR9070 CR9080	Feeder Drive with Variator	<b>\$378</b> <del>\$485</del>
HB124	84817627	CR920 CR940 CR960 CR970	Cleaning Fan, Self Levelling Variator Drive	\$154
HB130	8659519A	CR920 CR940 CR960 CR970	Elevator Grain Drive	\$61
HB128	86566287	CR920 CR940 CR960 CR970	Shaker Shoe	\$133
HB152	87344277	CR9040 CR9060 CR9070 CR9080 CR9090	Water Pump	<b>\$96</b> <del>\$123</del>
HB166	87673681	CR9040 ASN HAJ111001 CR9060 ASN HAJ11101	Rotary Screen Kevlar (Set of 2)	<b>\$37</b> <del>\$48</del> set

<b>New Holland</b>				
<b>CX840 CX860 CX880 CX8070 CX8080 CX8090</b>				
HB110	84057914	CX840 CX860 CX880 CX8070-CX8080-CX8090 prior to S/N C724	Main Drive (OEM 84175582)	<b>\$374</b> <del>\$480</del>
HB121	84332126	CX840 CX860 CX880 CX8070 CX8080 CX8090	Shaker Shoe, Self Levelling (Set of 2)	<b>\$61</b> <del>\$78</del> set
HB109	84057874	CX840 CX860 CX880 CX8070 CX8080 CX8090	Tailings Elevator & Shaker Shoe, Self Levelling	<b>\$100</b> <del>\$128</del>
HB107	84057392	CX840 CX860 CX880 CX8070 CX8080 CX8090	Cleaning Drive, Intermediate Shaft	<b>\$117</b> <del>\$150</del>
HB108	84057482	CX840 CX860 CX880 CX8070 CX8080 CX8090	Straw Walker	<b>\$100</b> <del>\$128</del>
HB104	84035748	CX840 CX860 CX880 CX8070 CX8080	Variator Drum	\$656
HB115	84073457	CX840 CX860 CX880 CX8070 CX8080 CX8090	Grain Elevator	<b>\$37</b> <del>\$48</del>
HB111	84058339	CX840 CX860 CX880 CX8070 CX8080 CX8090	Bottom Auger Tailings Elevator (OEM 84332132)	\$65
HB106	84057085	CX840 CX860 CX880 CX8070 CX8080 CX8090	Rotary Fan	\$77
HB124	84817627	CX840 CX860 CX880 CX8070 CX8080 CX8090	Vari Drive Fan Self Level	\$154
HB119	84175581	CX840 CX860 CX880 CX8070 CX8080 CX8090	Chopper Drive Upper (OEM 87011585)	\$246
HB105	84045256	CX840 CX860 CX880 CX8070 CX8080 CX8090	Beater Drive	<b>\$82</b> <del>\$105</del>
HB112	84061279	CX840 CX860 CX880 CX8070 CX8080 CX8090	Main Belt Drive	<b>\$195</b> <del>\$250</del>
HB113	84061293	CX840 CX860 CX880 CX8070 CX8080 CX8090	Unloading Auger	<b>\$86</b> <del>\$110</del>

<b>Midwest</b>				
HB280	872-531-3611	Midwest Belt Fronts 37mm Wide Timing Cogged Belt	Knife Drive Belt	\$1020
HB281	872-21936-41	Suit Agco/Claas - Midwest Belt Fronts 4 B banded belt	Rear Drive Belt 1956mm	\$302
HB282	872-21981-41	Suit Case New Holland - Midwest Belt Fronts 4 B banded belt	Rear Drive Belt 1981mm	<b>\$229</b> <del>\$294</del>
HB283	872-22007-41	Suit John Deere - Midwest Belt Fronts 4 B banded belt	Rear Drive Belt 2006mm	\$302
HB284	-	Midwest Rear Drive Belt - 4 B banded belt	Rear Drive Belt 1720mm	<b>\$217</b> <del>\$278</del>

Part No.	OEM No.	Model Application	Description	Price
<b>New Holland</b>				
<b>TR70 TR85 TR86 TR87 TR88 TR89 TR95 TR96 TR97 TR98 TR99 TX66 TX68</b>				
HB133	86610859	TR89 TR95 TR96 TR97 TR98 TR99	Rotor High Speed (Replaces 86518569)	<b>\$626</b> <del>\$802</del>
HB132	86610858	TR89 TR95 TR96 TR97 TR98 TR99	Rotor Drive - Varispeed - Standard (OEM 86518568)	<b>\$593</b> <del>\$760</del>
HB126	86514163	TR89 TR98 TR99	Main Drive Hydrostatic	\$660
HB101	797978	TR86 TR87	Main Drive - Hyd Belt	\$390
HB171	9604713	TR89 TR96 TR97 TR98 TR99	Clean Grain Elevator Drive - Improved	<b>\$117</b> <del>\$150</del>
HB055	703747	TR70-88	Rotary Screen Belt	\$108
HB033	247782	TR70 TR75 TR85	Unloading Auger Drive	\$88
HB100	785415	TR70 TR75 TR85 TR86 TR87 TR88	Shaker Shoe Drive	<b>\$175</b> <del>\$224</del>
HB134	86615142	TR89 TR95 TR96 TR97 TR98 TR99	Discharge Beater Drive (OEM 86520042)	<b>\$117</b> <del>\$150</del>
HB053	682008	TR99	Header Drive (OEM 86537318)	\$248
HB031	246980	TR70 TR75 TR85 TR95	Header Drive	<b>\$175</b> <del>\$224</del>
HB052	577900	TR70 TR75 TR85	Beater Drive/Discharge Beater	<b>\$46</b> <del>\$59</del>
HB172	9832309	TX66 TX68	Feeder Drive (OEM 84817632)	<b>\$164</b> <del>\$210</del>
HB174	9850770	TX66 TX68	Rotary Separator Drive (OEM 80046914)	<b>\$25</b> <del>\$32</del>
HB051	573957	TR88	Rotary Screen Belt	<b>\$31</b> <del>\$40</del>
HB173	9842660	TR88 TR89 TR98 TR99	Air Conditioner Compressor	\$28
HB123	84817621	TR95 TR96 TR97 TR98	Clean Grain Elevator Drive (OEM 230164)	\$82
HB019	191288C2	TR70 TR75 TR85 TR86 TR87 TR88	Clean Grain Elevator Drive	\$85
HB054	699268	TR86 TR87 TR88 TR89 TR97 TR98 TR99	Feeder Drive	\$430
HB103	80774747	TR89 TR95 TR96 TR97 TR98 TR99	Shaker Shoe Drive	\$188
HB102	80618040	TR89 TR95 TR96 TR97 TR98,TR99	Straw Spreader Drive	\$116
HB139	87020184	TR89 TR95 TR96 TR97 TR98 TR99	Unloading Auger Drive (OEM 86514256)	\$102
HB125	859063	TR89 TR97 TR98 TR99	Rotary Screen Drive Primary	\$55

<b>Massey Ferguson</b>				
HB027	227455M1	8570 8780 9690 9790	Jackshaft Drive, Spreader & Grain Elevator Drive	<b>\$66</b> <del>\$85</del>
HB004	108190W1	8570 8780 (ASN: V51101)	Feeder Belt (3 Band)	<b>\$172</b> <del>\$220</del>
HB034	2612330W1	8560 8570 8780	Fan Drive - Varispeed	\$171
HB036	2624390W1	8560 8570 8780 ASN V51101	Beater Drive	<b>\$199</b> <del>\$255</del>
HB081	71388712	8780 9690 9790	Chopper Drive	\$196
HB049	531603M1	8780 BSN MJ87101 and ASN V51101	Air Cond Compressor Drive	<b>\$16</b> <del>\$21</del>
HB056	71148120	8780 ASN MJ87101 9690 9695 9790 9795	Air Cond Compressor Drive	<b>\$13</b> <del>\$17</del>
HB005	111677W1	8570 8780 BSN MJ87101 and ASN V51101	Alternator & Fan Drive	<b>\$37</b> <del>\$48</del>
HB037	288-1607	9895 ASN HUC8101	Alternator & Fan Drive	<b>\$86</b> <del>\$110</del>
HB270	685121530	9690 9695 9790 9795 9895	Alternator & Fan Drive	<b>\$121</b> <del>\$155</del>
HB095	71944986	9520 9695 ASN BHC06101 9795 ASN BHC07101	Alternator & Fan Drive	<b>\$47</b> <del>\$60</del>
HB078	71385693	8780 BSN MJ87101 8780 ASN V51101 9790	Countershaft Drive	<b>\$164</b> <del>\$210</del>
HB075	71379124	8780 ASN W55101-HL87999	Feeder Drive (4 Banded - 5.3m Belt Length)	<b>\$300</b> <del>\$385</del>
HB006	111954W1	8780	Rotor Pump Drive	<b>\$172</b> <del>\$220</del>
HB090	71418976	9690 BSN HR87101 9790 9795	Rotor Pump Drive	<b>\$167</b> <del>\$214</del>
HB085	71396754	9690 9695 9790 9795 9895	Rotary Screen	\$33
HB016	1764410W1	8560 8570 8780	Rotary Screen	<b>\$25</b> <del>\$32</del>
HB003	104259W1	8570 (240Hp @ 2200 Rpm Engine Only) 8780	Rotary Screen	<b>\$17</b> <del>\$22</del>
HB088	71398388	9690 9790 ASN HP36101 9895 ASN HSC8101	Feeder, Pivot Shaft	<b>\$105</b> <del>\$135</del>
HB092	71427255	9695 9795 9895 ASN HUC8101	Feeder, Pivot Shaft	<b>\$101</b> <del>\$130</del>
HB082	71390188	9560 9690 9695 9790 9795 9895	Countershaft, Main	<b>\$148</b> <del>\$190</del>
HB083	71390199	9690 9695 9790 9795 9895	Shaker Shoe Pitman	<b>\$106</b> <del>\$136</del>
HB001	101102M1	8570 8780 9690 9790	Unloader Drive	<b>\$142</b> <del>\$182</del>
HB089	71410767	9520 9695 9795 9895	Unloader Drive	\$173
HB035	2619760W1	8560 - 8780	Return Elevator Drive	<b>\$20</b> <del>\$25</del>
HB087	71398384	9690 ASN HP87101 9790 ASN HP36101 9695 9795 9895	Beater, Feeder House Jackshaft	<b>\$208</b> <del>\$267</del>
HB094	71438552	9540 9560	Aspirator Fan	<b>\$16</b> <del>\$20</del>
HB079	71385801	9690 9695 9790 9895 9895 9520 9540 9560	Return Elevator	<b>\$75</b> <del>\$96</del>



# RUBBER & CANVAS SEALS & CURTAINS, AUGER SPOUTS

Part No.		Price
<b>AGCO - GLEANER</b>		
RS001	<b>Single Spreader Curtain</b> Suits R42 R52 R62 above S/N 63001 R65 R72 above S/N 73001 R75 OEM: 71370405	\$260
RS003	<b>Dual Spreader Curtain LH</b> Suits R62 above S/N 63001 R65 R72 above S/N 73001 R75 OEM: 71374603	<del>\$103</del> <b>\$80</b>
RS002	<b>Dual Spreader Curtain RH</b> Suits R62 above S/N 63001 R65 R72 above S/N 73001 R75 OEM: 71374598	<del>\$200</del> <b>\$156</b>
<b>CASE-IH</b>		
RS005	<b>Cleaning Shoe Door Shield</b> Suits 1688 2188 2377 2388 OEM: 87301089	\$346
RS008	<b>Cleaning Shoe Door Shield</b> Suits 1644 1666 2144 2166 2344 2366 OEM: 122639A4	\$292
RS019	<b>Side Curtain for Straw Spreader</b> Suits 1644 1666 1688 2144 2166 2188 2344 2366 2377 2388 2577 OEM: 1308916C2	\$66
RS009	<b>Side Curtain for Straw &amp; Chaff Spreader</b> Suits 2144 2166 2188 2344 2366 2377 2388 OEM: 103211A2	\$81
RS020	<b>Side Curtain when fitted with Factory Straw and Chaff Spreader Kit</b> Suits 1644 1666 1688 2144 2166 2188 2344 2366 2377 2388 OEM: 87739170	<del>\$134</del> <b>\$105</b>
RS004	<b>Straw Spreader Rubber Guard</b> Suits 2377 2388 2577 2588 OEM: 140277A1	\$117
RS013	<b>Spreader Canvas Curtain</b> Suits 7010 7120 7230 7240 8010 8120 8230 8240 9120 9230 9240 OEM: 84384419 87752499	<del>\$195</del> <b>\$152</b>
RS021	<b>Straw Chopper Rubber Seal</b> Suits 2188 2377 2388 2588 OEM: 1979332C4	<del>\$74</del> <b>\$58</b>
RS011	<b>Straw &amp; Chaff Spreader Rubber Seal</b> Suits 2188 2377 2388 2588 OEM: 124004A2	\$148
RS014	<b>Straw &amp; Chaff Spreader Rubber Seal</b> Suits 2144 2166 2344 2366 OEM: 124558A2	\$117
RS017	<b>Straw Spreader Rubber Seal</b> Suits 1644 1666 2144 2166 2344 2366 OEM: 1346999C1	<del>\$80</del> <b>\$62</b>
RS018	<b>Tailings Auger/Gate Seal</b> Suits 1644 1666 2144 2166 2344 2366 OEM: 1347000C2	\$133
RS015	<b>Rubber Damper Chaff Sreader</b> Suits 7010 7120 7230 7240 8010 8120 8230 8240 9230 9240 OEM: 84154916	<del>\$25</del> <b>\$20</b>


Part No.		Price
RS007	<b>Canvas Grain Pan Seal</b> Suits 7010 7120 OEM: 87391543	<del>\$41</del> <b>\$32</b>
RS016	<b>Canvas Grain Pan Seal</b> Suits 7230 8010 8120 8230 9120 9230 OEM: 87376934	\$58
RS010	<b>Unloading Auger Spout</b> Suits 1640 1644 1660 1666 1680 1688 2144 2166 2188 2344 2366 2377 2577 2588 OEM: 113488A1	\$133
RS012	<b>Upper Feeder House Seal</b> Suits 1480 1680 1688 2377 2388 2577 2588 5130 5140 6088 6130 6140 7088 7130 7140 OEM: 634248R2	\$70
<b>JOHN DEERE</b>		
RS022	<b>Isolater Seal Feeder House</b> Suits 9650STS 9660STS 9750STS 9760STS 9770STS 9860STS 9870STS S660 S670 S680 S690 OEM: H220556	\$64
RS023	<b>Flap-Air Chute Straw Chopper</b> Suits 9650STS 9660STS 9670STS 9750STS 9760STS 9770STS 9870STS OEM: H204853	<del>\$36</del> <b>\$28</b>
RS026	<b>Unloading Auger Rubber Surround</b> Suits 9660STS 9670STS 9760STS 9770STS 9860STS 9870STS S660 S670 S680 S690 OEM: H208234	<del>\$82</del> <b>\$64</b>
RS028	<b>Unloading Auger Rubber Surround</b> Suits 6620 9400 9500 9510 9600 9610 9650STS 9750STS 9650CTS CTS CTSII OEM: H149780	\$123
RS024	<b>Hanger - Lower Step</b> Suits 9400 9410 9500 9510 9600 9610 CTS CTSII 9650STS 9660STS 9670STS 9750STS 9760STS 9770STS 9860STS 9870STS OEM: H136126	\$53












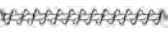


# CHOPPER BLADES

Part No.		Price
<b>John Deere</b>		
HP414		<b>Straw Chopper Blade Kit – Straight (Set of 8)</b> \$69 per set Double Bevel Edge Suits 9500 9510 9600 9610 9650STS 9660STS 9750STS 9760STS 9860STS CTS CTSII OEM: AH205910 H156098
HP343		<b>Straw Chopper Blade – Stationary</b> \$13.40 ea Suits 9500 9510 9600 9610 9650STS 9660STS 9750STS 9760STS 9860STS CTS CTSII OEM: H215004
HP436		<b>Straw Chopper Blade Kit – Winged</b> \$101 per set 8 blades per set (6 sets per machine) Suits 9500 9510 9600 9610 CTS CTSII 9650STS 9660STS 9750STS 9760STS 9860STS OEM: AH205909 H142141
HP438		<b>Straw Chopper Blade Kit Scoop Type</b> \$243 set Set of 8 blades for end of rotor (1 set per machine) Suits 9670STS 9770STS 9870STS OEM: AH225940
HP437		<b>Straw Chopper Blade Kit – Winged</b> \$221 per set 8 blades per set (6 sets per machine) Suits 9670STS 9770STS 9870STS S690 OEM: AH225937 H218169 H218170
HP316		<b>Straw Chopper Blade Kit – Winged</b> \$330 per set 8 blades per set (6 sets per machine) Suits S660 S670 S680 S690 OEM: KXE10255 KXE10304
HP317		<b>Straw Chopper Blade Kit – Straight (Set of 8)</b> \$265 set Double Bevel Edge Suits S660 S670 S680 S690 OEM: KXE10256
HP201		<b>Knife – Straw Chopper Stationary</b> <del>\$7 ea</del> \$5 ea Suits 7010 7120 7230 7240 7250 8010 8120 8230 8250 9230 8240 9120 9240 9250 OEM: 87106692
<b>Caterpillar</b>		
HP308		<b>Chopper Blades – LH</b> <del>\$32 ea</del> \$25 Suits Cat 480
HP309		<b>Chopper Blades – RH</b> <del>\$32 ea</del> \$25 Suits Cat 480

Part No.		Price
<b>New Holland</b>		
HP625		<b>Stationary Chopper Knife</b> \$11.30 Suits CR940 CR960 CR970 CR980 CR9060 CR9070 CR9080 CX840 CX860 CX880 OEM: 84437640
HP624		<b>Chopper Blade – Straight 18mm Hole</b> \$26 Suits CR940 CR960 CR970 CR980 CR9070 CR9080 and some CX models OEM: 84437624
HP606		<b>Chopper Blade Winged – Left</b> \$30 Suits CR940 CR960 CR970 CR980 CX840 CX860 CX880 OEM: 87031976
HP608		<b>Chopper Blade Winged – Right</b> \$30 Suits CR940 CR960 CR970 CR980 CX840 CX860 CX880 OEM: 87031978
HP614		<b>Stationary Hardened Knife</b> \$30 Suits CR9060 CR9070 CR9080 CR9090 CX8070 CX8080 CX8090 OEM: 87653455
HP630		<b>Stationary Chopper Knife</b> \$15 Suits CR9060 CR9070 CR9080 CR9090 CR7.90 CR8.90 CR9.90 CR10.90 OEM: 87318524
HP627		<b>Chopper Blade – Straight 20mm Hole</b> \$16.50 Suits CR8090 CR9060 CR9070 CR9080 CR9090 CR7.90 CR8.90 CR9.90 CR10.90 OEM: 87318316
HP619		<b>Chopper Blade Winged – Right</b> \$38 Suits CR8090 CR9060 CR9070 CR9080 CR9090 CR7.90 CR8.90 CR9.90 CR10.90 OEM: 87384920
HP618		<b>Chopper Blade Winged – Left</b> \$38 Suits CR8090 CR9060 CR9070 CR9080 CR9090 CR7.90 CR8.90 CR9.90 CR10.90 OEM: 87384918
HP607		<b>Bolt and Nut</b> \$3.50 ea Suit NH Chopper Blades HP606 & HP608 M10 x 55mm Bolt and Coneloc Nut Grade 10.9









Full range of Kondex straw claw chopper blades available online at [harvestaire.com.au](http://harvestaire.com.au)

Part No.		Price
	<b>AE130 Unloading Auger Elbow</b> Suits 1420 1440 1460 1480 1640 1644 1660 1666 1680 2144 2166 2188 2366 2344 2388 2577 2588 OEM: 248308A2 87598258 193417C94 291131A2 <b>Heavy Duty 1" thick ring welded seam 10 Bolt mount</b>	<b>\$1319</b>
	<b>AE129 Bearing Support Unloading Auger</b> Suits 1644 1660 1666 1680 1688 2144 2166 2188 2344 2366 2377 2388 OEM: 1317859C1	<b>\$94</b>
	<b>AE052 Vertical Unloading Auger 1270mm</b> Splined both ends Suits 1640 1660 1644 1666 1680 1688 2144 2166 2188 2344 2366 2388 2588 OEM: 1347389C2 87325666	<b>\$606</b>
	<b>AE053 Vertical Unloading Auger 1200mm</b> <b>8 Spl 79mm Dia Heavy Duty</b> Suits 6088 7010 7088 7120 8010 8120 9120 OEM: 84447940 87756536 87733266	<b>\$1374</b>
	<b>AE131 Vertical Unloading Auger Grain Tank Tube</b> Suits 1440 1640 1644 1660 1666 1680 1688 2144 2166 2188 2344 2366 2377 2388 OEM: 248307A2 87593313 1338394C1	<b>\$1121</b>
	<b>AE042 Horizontal Unloading Outer Auger 3188mm</b> Split – suits two piece – Has Hex end to couple with Front Auger (Total Auger 208") Suits 1644 1660 1666 1680 1688 2144 2166 2188 2344 2366 2388 OEM: 199023A1 183926A1 87379141 132147C9	<b>\$1185</b>
	<b>AE045 Hex Connector 152mm</b> Suits 2 piece Augers 1660 to 2388 inclusive OEM: 220040A2	<b>\$38</b>
	<b>AE043 Horizontal Unloading Inner Auger 2337mm</b> Split – suits two piece (172" or 208" Total) 19 Splined Drive End Suits 1644 1660 1666 1680 1688 2144 2166 2188 2344 2366 2388 OEM: 198987A2 1989388C2 282176A1	<b>\$989</b>
	<b>AE044 Horizontal Unloading - Outer Auger 2267mm</b> <b>Extended Wear</b> Split – suits two piece – Has Hex end to couple with Front Auger (Total Auger 172") Suits 1644 1660 1666 1680 1688 2144 2166 2188 2344 2366 2388 OEM: 1317680C2	<b>\$775</b>
	<b>AE100 Horizontal Unloading Auger 5535mm</b> <b>Extended Wear</b> Suits 7010 8010 OEM: 87729509 87575221	<b>\$2250</b>
	<b>AE127 Unloading Auger Tube-Rear 2997mm</b> Suits 1640 1644 1660 1666 1680 1688 2144 2166 2344 2188 2366 2388 OEM: 1317899C4	<b>\$1041</b>
	<b>AE124 Unloading Auger Tube-Front 2286mm</b> Suits 1620 1640 1644 1660 1666 1680 1688 2144 2166 2188 2344 2366 2388 OEM: 1317738C1	<b>\$1266</b>

Part No.		Price
	<b>AE128 Unloading Auger Tube - Outer 2095mm</b> Suits 1640 1644 1660 1666 1680 1688 2144 2166 2188 2344 2366 2388 OEM: 1317783C5	<b>\$872</b>
	<b>AE101 Horizontal Unloading Auger Tube 5486mm</b> Suits AFX8010 OEM: 87470158 87284775	<b>\$2594</b>
	<b>AE102 Auger; Horizontal Unloading 5486mm</b> Suits 6088 7010 7088 7120 7150 7230 7240 7250 8010 8120 8230 8240 8250 9120 9230 9240 9250 OEM: 87280339 84073843	<b>\$1800</b>
	<b>AE099 Unloading Auger Extension 914mm</b> Suits 6088 7010 7088 7120 7150 7250 8010 8120 8230 8240 8250 9120 9230 9240 9250 OEM: 87575223 87657822 87575225	<b>\$897</b>
	<b>AE125 Unloading Auger Extension Bearing Holder</b> Suits 6088 7010 7088 7120 7150 7230 7240 7250 8010 8120 8230 8240 8250 9120 9230 9240 9250 OEM: 84072623	<b>\$58</b>
	<b>AE098 Tube; Unloading Auger Extension, 914mm</b> Suits AFX8010 OEM: 87470154 87354454	<b>\$995</b>
	<b>AE035 Clean Grain Auger 1735mm - 32mm shaft</b> 178mm OD Flight Suits 1640 1644 1660 1666 2144 2166 2344 2366 OEM: 1317484C3	<b>\$410</b>
	<b>AE036 Clean Grain Auger 1930mm - 32mm shaft</b> 178mm OD Flight Suits 1480 1680 1688 OEM: 1317409C1 1319173C1	<b>\$550</b>
	<b>AE037 Clean Grain Auger 1930mm - 35mm shaft</b> Suits 2188 2388 OEM: 143959A3 249279A1	<b>\$546</b>
	<b>AE038 Clean Grain Auger 2550mm</b> Suits 7010 7120 7230 8010 8120 8230 9120 9230 OEM: 87283130 86975024	<b>\$1312</b>
	<b>AE041 Inclined loading Auger 1200mm</b> Split flight for monitor on AFS (16 Spl) Suits 1688 2144 2188 2344 2366 2388 OEM: 320724A3 222801A4	<b>\$964</b>
	<b>AE040 Inclined Loading Auger 1200mm</b> No split in Flighting Suits 1660 1666 1680 1688 2144 2166 2188 2344 2366 2377 2388 2577 2588 OEM: 1968853C3 87347842 249275A2	<b>\$986</b>
	<b>AE132 Bubble Up Auger 1830mm</b> Suits 7010 7120 8010 8120 9120 OEM: 87733272 87106625	<b>\$1152</b>
	<b>AE039 Loading Auger 2007mm</b> Suits 1640 1660 1666 2144 2166 2344 2366 OEM: 1318912C3	<b>\$615</b>
	<b>AE133 Bubble Up Auger 2074mm - 36mm shaft</b> Suits 7010 7120 7230 7240 7250 8010 8120 8230 8240 8250 9120 9230 9240 9250 OEM: 87733275	<b>\$1097</b>
	<b>AE046 Return Grain Auger 1582mm - 32mm shaft</b> Suits 2144 2166 2344 2366 OEM: 144021A2	<b>\$466</b>

# AUGERS: CASE-IH

# AUGERS: JOHN DEERE

Part No.		Price
 AE047	<b>Return Grain Auger 2172mm – 32mm shaft</b> Suits 6088 7088 2188 2388 2588 OEM: 144028A2	<b>\$552</b>
 AE048	<b>Return Grain Auger 2495mm – 32mm shaft</b> <b>\$1195</b> Suits 7010 7120 8010 8120 9120 OEM: 87730185 84402652	
 AE049	<b>Tailings Auger 2235mm</b> <b>\$1250</b> Suits 7010 7120 8010 8120 9120 OEM: 87730183 87573646	
 AE028	<b>Grain Tank Bottom Auger 2804mm</b> <b>\$964</b> Suits 1440 1460 1480 1640 1660 1680 1688 2144 2166 2188 2344 2366 2388 2577 2588 OEM: 192784C3 87617556	
 AE029	<b>Grain Tank Auger Front 3070mm</b> <b>\$800</b> Suits 7010 7120 7230 7240 7250 8010 8120 8230 8240 8250 9120 9230 9240 9250 OEM: 87280345 84075319	
 AE030	<b>Grain Tank Bottom Auger Rear 3070mm</b> <b>\$825</b> Suits 7010 7120 7230 7240 7250 8010 8120 8230 8240 8250 9120 9230 9240 9250 OEM: 87280343 84075320	
 AE050	<b>Return Grain Auger – Upper Delivery 651mm</b> <b>\$342</b> Suits 1440 1460 1640 1660 1666 2144 2166 2344 2366 OEM: 193225C1	
 AE051	<b>Return Grain Auger – Upper Delivery 956mm</b> <b>\$386</b> Suits 1480 1680 1688 2188 2388 2588 6088 7088 7130 OEM: 192563C1 87379140	
 AE123	<b>Grain Bed Auger 1991mm – 22mm Hex shaft</b> <b>\$328</b> Suits 1420 1440 1460 1480 1620 1640 1644 1660 1666 1680 2144 2166 2188 2344 2366 2388 2588 LH Rotation OEM: 1309229C1	
 AE122	<b>Grain Bed Auger 1991mm – 22mm Hex shaft</b> <b>\$320</b> Suits 1420 1440 1620 1640 1460 1660 1480 1644 1666 1680 2144 2166 2188 2344 2366 2388 2588 RH Rotation OEM: 1308541C1	
 HP147	<b>Bearing Block-Wooden Auger Grain Bed</b> <b>\$24</b> Suits 1420 1440 1460 1480 1620 1640 1644 1660 1666 1680 2144 2166 2344 2366 2388 2577 2588 OEM: B94626 193414C2	



Part No.		Price
 AE083	<b>Vertical Unloading Auger 1619mm</b> <b>\$966</b> Suits 6620 7720 8820 (including T2 Models) Includes Splined Hubs & Double Flight OEM: AH123929	
 AE084	<b>Vertical Unloading Auger 1102mm</b> <b>\$881</b> <b>13/19 Spl</b> Suits 9400 9410 9500 9510 9600 9610 CTS CTSII OEM: AH124852	
 AE085	<b>Vertical Unloading Auger 768mm</b> <b>\$1185</b> <b>13/19 Spl – Ext wear</b> Suits 9650STS 9660STS 9670STS 9750STS 9760STS 9770STS Extra Thick Flighting OEM: AH164070 AH146840	
 AE086	<b>Vertical Unloading Auger 803mm</b> <b>\$1818</b> <b>Ext wear – High Rate</b> Suits High Unloading Rate STS Models Suits 9660STS 9670STS 9760STS 9770STS 9860STS 9870STS 13 and 25 Spl OEM: AXE12921 AH202956	
 AE082	<b>Vertical Unloading Auger 822mm</b> <b>\$1731</b> <b>Ext wear – High Rate</b> Suits S660 S670 S680 S690 20 and 25 Spl OEM: AXE18070	
 AE081	<b>Vertical Unloading Auger- STD Rate</b> <b>\$995</b> <b>787mm – 19/20 Spl</b> Suits S660 OEM: AXE17156	
 AE121	<b>Bin Loading Auger Tube 1591mm</b> <b>\$407</b> Suits 7720 8820 (including T2 Models) OEM: AH98300	
 AF071	<b>Bin Loading Auger 1270mm</b> <b>\$629</b> Suits 9400 9410 9500 9510 CTS CTSII OEM: AH136635	
 AE072	<b>Bin Loading Auger 1451mm</b> <b>\$1082</b> Suits 9650STS 9660STS 9750STS 9760STS 9670STS 9770STS OEM: AH218485 AH205897 AH154330	
 AE073	<b>Bin Loading Auger 1448mm – 279mm Dia</b> <b>\$1350</b> Suits 9770STS 9870STS S670 OEM: AH230013 AH218258	
 AE120	<b>Tube, Grain Tank Loading, 305mm Extension</b> <b>\$265</b> Suits 9650STS 9750STS 9760STS 9860STS OEM: TLJDE9650	
 AE119	<b>Bin Loading Auger Tube 562mm</b> <b>\$240</b> <b>222mm Int Dia</b> Suits 9400 9410 9500 9510 CTS CTSII OEM: AH135444	
 AE118	<b>Loading Auger Tube 290mm Dia</b> <b>\$1211</b> Stainless – Slow Wearing 9650STS 9660STS 9750STS 9760STS 9860STS above S/N 4720714 9870STS Suits S660 above S/N 745100 S670 above S/N 745100 OEM: AH219093	
 AE117	<b>Loading Auger Tube 275mm Dia</b> <b>\$1185</b> Regular Wear 9650STS 9660STS 9670STS 9750STS 9760STS 9860STS S660 S670 Suits S660 above S/N 745100 S670 above S/N 745100 OEM: AH219094	

# AUGERS: JOHN DEERE

Part No.		Price
AE054	<b>Grain Tank Cross Auger 2845mm</b> Suits 9400 9410 9500 9510 CTS CTSII 9650STS 9660STS 9670STS 9750STS 9760STS OEM: AXE18077 AH125645	\$720
AE056	<b>Clean Grain Cross Auger 2121mm</b> Suits 7720 7720 T2 OEM: AH107442	\$350
AE074	<b>Lower Return Auger - 2121mm</b> Bearing Shaft – 25mm Suits JD7720	\$680
AE057	<b>Clean Grain Cross Auger 2400mm</b> Suits 8820 T2 up to S/N 464350 OEM: AH107400	\$395
AE058	<b>Clean Grain Cross Auger 2451mm</b> Suits 8820 T2 above S/N 464351 OEM: AH105856	\$415
AE059	<b>Clean Grain Cross Auger 2019mm</b> Suits 9400 9410 9500 9510 CTS CTSII OEM: AH141577	\$601
AE061	<b>Clean Grain Cross Auger 2343mm</b> Suits 9600 9610 OEM: AH141576 AH128733	\$539
AE060	<b>Clean Grain Cross Auger 2086mm</b> Suits 9650STS 9660STS 9750STS 9760STS 9770STS 9860STS S670 OEM: AH162154	\$763
AE062	<b>Clean Grain Cross Auger – 2086mmL Ext/wear</b> Suits 9670STS 9770STS 9870STS S670 S680 S690 OEM: AH219339	\$824
AE075	<b>Return Grain Auger - 2472mmL</b> Suits JD8820	\$650
AE076	<b>Return Grain Cross Auger 2692mm</b> Suits 9600 9610 OEM: AH146313	\$395
AE077	<b>Return Grain Cross Auger 1826mm</b> Suits 9650STS 9660STS 9750STS 9760STS 9770STS 9860STS 9870STS OEM: AH147472	\$546
AE055	<b>Rear Bottom Min Cross Auger - 3141mm</b> Ext. Wear Suits 9600 9610 9650	\$660
AE032	<b>Grain Tank Cross Auger Rear – STD Rate – 2853mm</b> Suits CTS CTSII 9400 9500 9510 9650STS 9660STS 9750STS 9760STS S660 OEM: AXE18078	\$995
AE033	<b>Front Cross Auger, High Rate – 2875mm</b> Suits 9660STS 9670STS 9760STS 9770STS 9860STS 9870STS S660 S670 S680 S690 OEM: AXE18081 AH202958	\$1350
AE034	<b>Rear Cross Auger, High Rate – 2845mm</b> Suits 9660STS 9670STS 9760STS 9770STS 9860STS 9870STS S660 S670 S680 S690 OEM: AXE18082 AH202959	\$1325
AE078	<b>Return Grain Auger – Upper 1600mm 127mm Dia</b> Suits 9400 9410 9500 9510 CTS CTSII 9650CTS 9660CTS OEM: AH125895	\$325

Part No.		Price
AE079	<b>Return Grain Auger – Upper 1822mm 121mm Dia</b> Suits 9600 9610 9650 9660 OEM: AH125894	\$375
AE080	<b>Return Grain Auger Upper 711mm</b> Suits 9650STS 9660STS 9670STS 9750STS 9760STS 9770STS 9860STS 9870STS S660 S670 S680 S690 OEM: AH209421 AH147529	\$255
HP445	<b>Splined Coupling, Unloading Auger 19 Spl</b> Suits CTS CTSII 9400 9410 9500 9510 9600 9610 9650STS 9660STS 9750STS 9760STS 9860STS OEM: H116292	\$72
AE070	<b>Grain Bin Loading Auger - 1905mmL</b> Suits JD7720	\$700
AE065	<b>Unloading Auger, Horizontal 2413mm</b> Suits 9660STS 9670STS 9760STS 9770STS 9860STS 9870STS S660 S670 S680 S690 OEM: AH201797	\$1205
AE066	<b>Unloading Auger, Horizontal 4166mm</b> Suits 9660STS 9670STS 9760STS 9770STS 9860STS 9870STS S660 S670 S680 S690 ALL HUR OEM: AH203021	\$2025
AE067	<b>Unloading Auger Inner 2111mm</b> Suits 9650STS 9750STS 9760STS 9770STS OEM: AH169061	\$1140
AE068	<b>Unloading Auger, Horizontal 2146mm</b> Suits 9660STS 9750STS 9670STS OEM: AH226067 AH173597	\$1175
AE069	<b>Unloading Auger, Horizontal 1537mm</b> Suits 9660STS 9670STS 9760STS 9770STS 9860STS 9870STS S660 S670 S680 S690 OEM: AH211828	\$995
AE116	<b>Unloading Auger Tube – Outer 4572mm</b> Suits 9650STS 9750STS 9660STS 9760STS 9670STS 9770STS ALL HUR OEM: AH210023	\$1980
AE064	<b>Shoe Supply Auger 1035mm – RH</b> Suits 9650STS to 9870STS inclusive OEM: AH146787 (Two Used)	\$231
AE063	<b>Shoe Supply Auger 1035mm – LH</b> Suits 9650STS to 9870STS inclusive OEM: AH146786 (Two Used)	\$232

## OUR PARTS TEAM CAN SOURCE ANY PART!

Use the REQUEST A PART function on our new website and provide us with your make and model details.














You can even upload an image of the part you need.

# AUGERS: NEW HOLLAND

Part No.		Price
AE053	 <b>Vertical Unloading Auger 1200mm</b> 8 Spl 79mm Dia Suits CR920 CR940 CR960 CR970 CR9040 CR9060 CR9070 CX860 CX880 CX8070 CX8080 CX8090 OEM: 84447940 87756536 87733266	\$1374
AE115	 <b>Bubble Up Auger Base - Ext/Wear</b> Suits CR940 CR960 CR970 CR9040 CR9060 CR9070 CX840 CX860 CX880 CX8070 CX8080 CX8090 OEM: 84330302	\$1939
AE114	 <b>Bubble Up Auger Tube 864mm - Ext/Wear</b> Suits CR940 CR960 CR970 CR9040 CR9060 CR9070 CX8070 CX8080 CX8090 OEM: 87011622	\$995
AE113	 <b>Bubble Up Auger 1092mm - Ext/Wear</b> Suits CR940 CR960 CR970 OEM: 84447518	\$1260
AE112	 <b>Lower Bubble Up Auger 965mm - Ext/Wear</b> Suits CR940 CR960 CR970 CR9040 CR9060 CR9070 CX8070 CX8080 CX8090 OEM: 87283749 84447514 87283743	\$1128
AE111	 <b>Upper Bubble Up Auger 1079mm - Ext/Wear</b> Suits CR940 CR960 CR970 CR9040 CR9060 CR9070 CX840 CX860 CX880 CX8070 CX8080 CX8090 OEM: 87283757 84438582 87283754	\$1128
AE110	 <b>Bubble Up Auger 698mm - Ext/Wear</b> Suits CR940 CR960 CR970 CR9040 CR9060 CX840 CX8070 OEM: 87283765 84438683	\$970
AE091	 <b>Bin Loading Bubble Up Auger 2140mm - 15 spl</b> Suits TR70 TR75 TR85 TR86 TR87 TR88 OEM: 786011	\$673
AE092	 <b>Bin Loading Bubble Up Auger 2242mm - 15 spl</b> Suits TR95 TR96 TR97 TR98 OEM: 86550393 80766787	\$1343
AE093	 <b>Bin Loading Bubble Up Auger 2222mm</b> 10 spl hub Suits TR89 TR98 above S/N 563258 OEM: 86537976	\$1834
AE109	 <b>Bottom Grain Elevator Auger 2413mm - Ext/Wear</b> Suits CR940 CR960 CR9040 CR9060 OEM: 87011549	\$1000
AE108	 <b>Bottom Grain Elevator Auger 2540mm - Ext/Wear</b> Suits CR970 CR9070 CR9080 CX840 CX850 CX880 CX8080 CX8090 OEM: 87011551 84328566	\$1000
AE087	 <b>Clean Grain Auger 1765mm - 25mm shaft</b> Suits TR85 TR86 TR87 TR88 OEM: 86512656	\$725
AE089	 <b>Clean Grain Auger 2159mm - 35mm shaft</b> Suits TR89 TR96 TR97 TR98 TR99 OEM: 86501034 80703734	\$805
AE107	 <b>Tailing Elevator Bottom Auger 2530mm - Ext/Wear</b> Suits CR970 CR9070 CR9080 CX840 CX860 CX880 CX8070 CX8080 OEM: 84078346	\$1694

Part No.		Price
AE106	 <b>Tailing Elevator Auger 1626mm RH</b> Suits CR940 CR960 CR970 CR980 CR9060 CR9070 CR9080 OEM: 84182959	\$974
AE105	 <b>Tailing Elevator Auger 1626mm LH</b> Suits CR940 CR960 CR970 CR980 CR9040 CR9060 CR9070 CR9080 OEM: 84182961	\$1149
AE104	 <b>Return/Tailing Auger 2007mm</b> Suits CR940 CR9040 CX8040 OEM: 84078345	\$1025
AE103	 <b>Bottom Tailing Elevator Auger 2261mm</b> Suits CR960 CR9060 OEM: 84400769	\$897
AE102	 <b>Horizontal Unloading Auger 5486mm</b> Suits CR940 CR960 CR970 CR9040 CR9060 CR9070 CX8070 CX8080 CX8090 OEM: 87280339	\$1800
AE101	 <b>Horizontal Unloading Auger Tube 5486mm</b> Suits CR940 CR960 CR970 CR9040 CR9060 CR9070 CR9080 OEM: 87470158 87284775	\$2594
AE100	 <b>Horizontal Unloading Auger 5384mm</b> Ext Wear Suits CR9040 CR9060 CR9070 OEM: 87729509 87575221	\$2250
AE090	 <b>Repeat Cross Auger 2125mm - 15 spl</b> Suits TR70 TR75 TR85 TR86 TR87 TR88 OEM: 86531534 87578883	\$400
AE099	 <b>Unloading Auger Extension 914mm - 21 spl</b> Suits CR940 CR960 CR970 CR9040 CR9060 CR9070 CR9080 CX840 CX860 CX880 CX8070 CX8080 CX8090 OEM: 87575223 87657822 87575225	\$897
AE125	 <b>Unloading Auger Extension Bearing Holder</b> Suits CR940 CR960 CR970 CR9040 CR9060 CR9070 CX8070 CX8080 CX8090 OEM: 84072623	\$58
AE098	 <b>Tube; Unloading Auger Extension 914mm</b> Suits CR940 CR960 CR970 CR9040 CR9060 CR9070 CX840 CX860 CX880 CX8070 CX8080 CX8090 OEM: 87470154 87354454	\$995
AE029	 <b>Front Auger, Grain Tank Bottom 3048mm</b> Suits (CR940 CR960 CR970 - Front only) (CR9040 CR9060 CR9070 - Front and Rear) (CX860 CX880 CX8070 CX8080 CX8090 - Front only) OEM: 87280345 84075319	\$800
AE030	 <b>Rear Auger, Grain Tank Bottom 3070mm</b> Suits (CR940 CR960 CR970 CR9040 CR9060 CR9070 CX840 CX860 CX880 CX8070 CX8080 CX8090 Rear) (CR9040 CR9060 CR9070 Front) OEM: 87280343 84075320	\$825














# HEADER PARTS: CASE-IH

Part No.		Price
<b>Auger Elevator and Grain Tank Parts</b>		
 HP217	<b>Unloading Auger Gearbox – Upper</b> Suits 1640 1644 1660 1666 1680 1688 2144 2166 2188 2344 2366 2388 OEM: 1347351C2	<b>\$1458</b>
 HP271	<b>Output Shaft – Lower Grain Tank</b> <b>Unloading Auger – 320mm</b> Suits 1640 1644 1666 1680 1688 2144 2166 2188 2344 2366 2377 2388 OEM: 1989463C1	<b>\$189</b>
 HP135	<b>Sprocket Grain Elevator Drive</b> <b>25/30 Teeth 32mm Bore</b> Suits 2144 2166 2188 2344 2366 2388 OEM: 182945A1	<b>\$200</b>
 HP270	<b>Lower Grain Tank Auger Input Shaft – 334mm</b> Suits 1640 1644 1660 1666 1680 1688 2144 2166 2188 2344 2366 2388 2377 OEM: 1989462C1	<del>\$100</del> <b>\$78</b>
 HP214	<b>Upper Unloading Gearbox Pinion 153mm – 18T/19 spl</b> Suits 1640 1644 1660 1666 1680 1688 2144 2166 2188 2344 2366 2377 2388 2577 2588 OEM: 1347260C1	<del>\$252</del> <b>\$197</b>
 HP256	<b>Pulley, Unloading Auger Drive – 165mm Dia</b> <b>43mm shaft</b> Suits 7010 7120 7250 8010 8120 8250 9120 9250 OEM: 86999121	<del>\$135</del> <b>\$105</b>
 HP266	<b>Clean Grain Auger Trough</b> Suits 1680 1688 2188 2377 2388 2577 2588 OEM: 1989374C1 87395607	<b>\$313</b>
 HP223	<b>Clamp – Auger Trough</b> Suits 1640 1644 1660 1666 2144 2166 2344 2366 OEM: 1317452C1	<b>\$129</b>
 HP273	<b>Sprocket, Bubble Up Auger; Driven 26 Teeth</b> Suits 7010 7120 7230 7240 7250 8010 8120 8230 8240 8250 9120 9230 9240 9250 OEM: 86999492	<b>\$59</b>
 HP090	<b>Bevel Gear – 14 Teeth 28mm Hex</b> Fits Driving Shaft – Auger Bed Suits 1420 1440 1460 1480 1620 1640 1644 1660 1666 1680 2144 2166 2188 2344 2366 2377 2388 2577 2588 OEM: 191677C1 87375654	<b>\$44</b>
 HP159	<b>Bevel Gear – 14 Teeth 22mm Hex</b> <b>Fits Auger – Grain Bed</b> Suits 1420 1440 1460 1480 1620 1640 1660 1666 1680 2144 2166 2188 2344 2366 2388 2377 2577 2588 6088 7088 OEM: 194194C1 185410C1 87375653	<b>\$44</b>
 HP160	<b>Bearing 22mm Hex</b> Suits shaft for HP159 Bevel Gear	<b>\$51</b>
 HP147	<b>Bearing Block-Wooden Auger Grain Bed</b> Suits 1420 1440 1460 1480 1620 1640 1644 1660 1666 1680 2144 2166 2188 2344 2366 2388 2577 2588 OEM: B94626 193414C2	<b>\$24</b>

Part No.		Price
 HP296	<b>Grain Tank Loading Tube – Upper 486mm</b> Suits 1660 1666 1680 1688 2144 2166 2188 2344 2366 2377 2388 2577 2588 OEM: 1321560C3	<b>\$189</b>
 HP295	<b>Grain Tank Loading Tube – Bottom 889mm</b> (No Window) Suits 1660 1666 1680 2144 2166 2188 OEM: 1321557C2	<b>\$212</b>
 HP294	<b>Trough – Clean Grain Auger Tube 889mm</b> (with Monitor Window) Suits 2144 2166 2188 2344 2366 2377 2388 2577 2588 OEM: 199006A2	<b>\$227</b>
 HP114	<b>Unloading Auger Housing Lower</b> Suits 1640 1660 1666 1680 1688 2144 2166 2188 2344 2366 2377 2388 2577 2588 OEM: 192475C3 192472C1	<b>\$1813</b>
 HP245	<b>Clean Grain Elevator Boot (Inner)</b> Suits 1680 1688 2188 2388 2577 2588 OEM: 1318584C2	<b>\$174</b>
 HP221	<b>Elevator Boot – Rear Cover</b> Suits 1680 1688 2188 2388 2577 2588 OEM: 1317437C1	<b>\$97</b>
 HP195	<b>Clean Grain Elevator Boot (Outer)</b> Suits 2188 2388 2577 2588 without Yield Monitor (AFS) OEM: 176175A2	<del>\$78</del> <b>\$61</b>
 HP246	<b>Clean Grain Elevator Boot (Outer)</b> (Without Yield Monitor) Suits 1640 1644 1660 1666 1680 1688 2144 2166 2344 2366 OEM: 1318585C3	<b>\$146</b>
 HP140	<b>Clean Grain Elevator Boot (Outer)</b> Suits 2144 2166 2188 2344 2366 2388 2577 2588 with Yield Monitor (AFS) OEM: 223237A1	<b>\$109</b>
 HP102	<b>Wooden Chain Tension</b> <b>Block – Grain Elevator Drive</b> Suits 1440 1460 1640 1660 1680 1666 1688 2144 2166 2188 2344 2366 2377 2577 2588 OEM: 582018R1	<b>\$12.50</b>
 HP263	<b>Clean and Return Grain Elevator</b> <b>Drive Shaft 613mm</b> Suits 1480 1680 1688 2188 2388 OEM: 1319247C1	<b>\$270</b>
 HP152	<b>Shaft, Clean Grain Elevator, Upper 625mm 21 spl</b> Suits 7010 7120 7230 7240 7250 8010 8120 8230 8240 8250 9120 9230 9240 9250 OEM: 87283680	<del>\$250</del> <b>\$195</b>
 HP210	<b>Shaft, Tailings Processor; Upper Blower Drive 326mm</b> Suits 6088 7010 7088 7120 7230 8010 8120 8230 9120 9230 OEM: 86997062	<del>\$95</del> <b>\$74</b>
 HP241	<b>Sprocket, Elevator Head, Driven 37 Teeth</b> Suits 7010 7120 7230 7240 7250 8010 8120 8230 8240 8250 9120 9230 9240 9250 OEM: 87748377 87586562 86998172 87108698	<b>\$212</b>

# HEADER PARTS: CASE-IH

Part No.		Price
<b>Auger Elevator and Grain Tank Parts continued</b>		
<b>HP137</b> 	<b>Sprocket, Upper Clean Grain Elevator 15 Teeth 25mm hole</b> Suits 6088 7010 7088 7120 7150 7230 7240 7250 8010 8120 8230 8240 8250 9120 9230 9240 9250 OEM: 87283101	<b>\$47</b>
<b>HP153</b> 	<b>Sprocket, Upper Clean Grain Elevator 23 Teeth 35mm hole</b> Suits 6088 7010 7088 7120 7230 80108120 8230 9120 9230 OEM: 87283695 87108702 86975916	<b>\$75</b>
<b>HP075</b> 	<b>Sprocket, Upper Clean Grain Elevator 17 Teeth 35mm hole</b> Suits 7010 7120 7230 7240 7250 8010 8120 8230 8240 8250 9120 9230 9240 9250 OEM: 87731456 87283677 86999488	<b>\$44</b>
<b>HP087</b> 	<b>Support - Front Grain Elevator Head</b> Suits 1660 1666 1680 1688 2166 2188 2144 2344 2366 2377 2388 2588 2577 OEM: 1321552C2	<b>\$100</b>
<b>HP061</b> 	<b>Cover, Auger Grain Elevator Head</b> Suits 1660 1666 1680 1688 2144 2166 2188 2344 2366 2377 2388 2577 2588 OEM: 1321097C2	<b>\$47</b>
<b>HP260</b> 	<b>Cover, Elevator Head Top</b> Suits 7010 7120 7230 7240 7250 8010 8120 8230 8240 8250 9120 9230 9240 9250 OEM: 87109213	<b>\$435</b>
<b>HP064</b> 	<b>Panel - RH Grain Elevator Head</b> Suits 1660 1666 2144 2166 2344 2366 OEM: 1321154C1	<b>\$90</b>
<b>HP076</b> 	<b>Plate - RH Grain Elevator Head</b> Suits 2366 2388 2588 Extended Wear Version OEM: 251458A1	<b>\$163</b>
<b>HP058</b> 	<b>Auger Mounting Support for Grain Elevator Head</b> Suits 1660 1680 1688 2144 2166 2188 2344 2366 2377 2388 2577 2588 OEM: 1321060C1	<b>\$100</b>
<b>HP257</b> 	<b>Support - Auger Bearing for Grain Elevator Head</b> Suits 1660 1680 1688 2144 2166 2188 2344 2366 2377 2388 2577 2588 OEM: 1979134C1	<b>\$116</b>
<b>HP060</b> 	<b>Panel - RH Grain Elevator Head</b> Suits 1680 1688 2188 2377 2388 2577 2588 OEM: 1321095C1	<b>\$82</b>
<b>HP077</b> 	<b>Panel - LH Grain Elevator Head</b> Suits 1680 1688 2188 2377 2388 2577 2588 OEM: 1321497C1	<b>\$95</b>
<b>HP284</b> 	<b>Cover Rear - Grain Elevator Head</b> Suits 1680 1688 2188 2377 2388 2577 2588 OEM: 1319940C1	<b>\$85</b>
<b>HP069</b> 	<b>Plate - Grain Elevator Head</b> Suits 1680 1688 2188 2377 2388 2577 2588 OEM: 87301284 1321230C1 86984119	<b>\$105</b>

Part No.		Price
<b>HP084</b> 	<b>Panel - Rear Support - Grain Elevator Head</b> Suits 1680 1688 2188 2377 2388 2577 2588 OEM: 1321550C2	<b>\$116</b>
<b>HP222</b> 	<b>Cover - Front - Grain Elevator Boot</b> Suits 1680 1688 2188 2388 2577 2588 OEM: 1317439C1	<b>\$103</b>
<b>HP215</b> 	<b>Clean Grain Elevator Door</b> Suits 1640 1644 1660 1666 2144 2166 2344 2366 OEM: 1317276C1	<b>\$162</b>
<b>HP220</b> 	<b>Clean Grain Elevator Door</b> Suits 1680 1688 2188 2388 2588 OEM: 1317430C1	<b>\$165</b>
<b>HP104</b> 	<b>Door, Clean Grain Elevator</b> Suits 7010 7120 7230 7240 7250 8010 8120 8230 8240 8250 9120 9230 9240 9250 OEM: 87282183	<b>\$533</b>
<b>HP062</b> 	<b>Upper Unloading Auger Gearbox Shaft 15T/21 spl</b> Suits 7010 7088 7120 7230 7240 7250 8010 8120 8230 8240 8250 9120 9230 9240 9250 (2 per Gearbox) OEM: 87331114	<b>\$554</b>
<b>HP139</b> 	<b>Lower Unloading Auger Gearbox Shaft 198mm, 8/21 spl</b> Suits 7010 7088 7120 7230 7240 7250 8010 8120 8230 8240 8250 9120 9230 9240 9250 OEM: 86623219	<b>\$205</b>
<b>HP190</b> 	<b>Unloading Drive Shaft 516mm</b> Suits 7010 7088 7120 7230 7240 7250 8010 8120 8230 8240 8250 9120 9230 9240 9250 OEM: 87602267 replaces 86995830	<del>\$140</del> <b>\$109</b>
<b>HP045</b> 	<b>Boot - Lower Clean Grain Elevator</b> Suits 7010 7120 7230 8010 8120 8230 9120 9230 OEM: 84194821 87510515 replaces 87282146	<b>\$969</b>
<b>HP234</b> 	<b>Grain Elevator Head Shaft 402mm</b> Suits 7010 7120 7230 7240 7250 8010 8120 8230 8240 8250 9120 9230 9240 9250 OEM: 86998178	<b>\$169</b>
<b>HP196</b> 	<b>Boot - Tailing Elevator</b> Suits 2344 2366 2377 2388 2577 2588 OEM: 87636252 202814A2	<b>\$410</b>
<b>HP177</b> 	<b>Clean Grain and Tailings Elevator Shaft 683mm</b> Suits 2144 2166 2344 2366 OEM: 195185A1	<del>\$330</del> <b>\$257</b>
<b>HP150</b> 	<b>Jackshaft Drive Shaft 1078mm - 6 spl</b> Suits 2344 before S/N 174399 2366 before S/N 253999 2388 before S/N 268799 OEM: 253531A1	<del>\$700</del> <b>\$546</b>
<b>HP144</b> 	<b>Pulley Elevator Jackshaft Drive</b> Suits 1420 1440 1460 1480 1620 1640 1644 1660 1666 1680 2144 2166 2188 2344 2366 2377 2388 2577 2588 OEM: 183325C1	<del>\$295</del> <b>\$230</b>



# HEADER PARTS: CASE-IH

Part No.		Price
<b>Chaffer &amp; Sieve Area Parts</b>		
<b>HP230</b>	<b>Tailings Auger Gearbox</b> Suits 7010 7120 7230 7240 8010 8120 8230 8240 9230 9240 OEM: 47728648 87107888	<b>\$800</b>
		
<b>HP024</b>	<b>Upper Grain Pan</b> Suits 1440 1460 1640 1660 1666 2144 2166 2344 2366 OEM: 192056C1	<b>\$255</b>
		
<b>HP025</b>	<b>Upper Grain Pan</b> Suits 1480 1680 1688 2188 2377 2388 2577 2588 6088 7088 OEM: 192057C1 87745690	<b>\$308</b>
		
<b>HP103</b>	<b>Chaffer Pan Support</b> Suits 1460 1660 2144 2166 2344 2366 OEM: 1312156C1	<b>\$236</b>
		
<b>HP091</b>	<b>Arm - Hanger (Front) Shoe</b> Suits 1640 1644 1660 1666 1680 1688 2144 2166 2188 2344 2366 2377 2388 2577 2588 6088 7088 7150 OEM: 1957450C1 87671723	<b>\$185</b>
		
<b>HP092</b>	<b>Arm - Hanger (Rear) Chaffer</b> Suits 1640 1644 1660 1666 1680 1688 2144 2166 2188 2344 2366 2377 2388 2577 2588 6088 7088 7150 OEM: 1957455C1 87671724	<b>\$237</b>
		
<b>HP046</b>	<b>Shaft - Shaker Shoe Drive 2040mm</b> Suits 7010 7120 7230 7240 7250 8010 8120 8230 8240 8250 9120 9230 9240 9250 OEM: 86980613	<del>\$675</del> <b>\$527</b>
		
<b>HP254</b>	<b>Rubber Bush - Upper Shoe Drive</b> Suits 7010 7120 7230 7240 7250 8010 8120 8230 8240 8250 9120 9230 9240 9250 OEM: 84459072 442446 80442446 89811662 9838354	<b>\$55</b>
		
<b>HP264</b>	<b>Pitman Assembly Shaker Shaft</b> Suits 1640 1644 1660 1666 1680 1688 2144 2166 2188 2344 2366 2377 2388 2577 2588 OEM: 1989251C1 87582203	<b>\$360</b>
		
<b>HP226</b>	<b>Arm - Shaker Shoe Drive</b> Suits 7010 7120 7230 7240 7250 8010 8120 8230 8240 8250 9120 9230 9240 9250 OEM: 87317702	<b>\$421</b>
		
<b>HP123</b>	<b>Shaker Shaft and Auger Drive 1882mm</b> Suits 1680 1688 2188 2377 2388 2588 OEM: 1322616C2	<b>\$753</b>
		
<b>HP120</b>	<b>Cam - Shaker Shaft - LH</b> Suits 1640 1644 1660 1666 1680 1688 2144 2166 2188 2344 2366 2377 2388 2577 2588 6088 7088 7150 OEM: 1322573C1	<b>\$282</b>
		
<b>HP121</b>	<b>Cam - Shaker Shaft - RH</b> Suits 1640 1644 1660 1666 1680 1688 2144 2166 2188 2344 2366 2377 2388 2577 2588 6088 7088 7150 OEM: 87318100 1322574C1	<b>\$280</b>
		
<b>HP118</b>	<b>Arm - Lower Shaker Shoe</b> Suits 7010 7120 7230 7240 7250 8010 8120 8230 8240 8250 9120 9230 9240 9250 OEM: 87562561	<b>\$98</b>
		

Part No.		Price
<b>HP157</b>	<b>Arm - Upper Shaker Shoe</b> Suits 7010 7120 7230 7240 7250 8010 8120 8230 8240 8250 9120 9230 9240 9250 (278mm centre to centre - pins) OEM: 87314041 47961956	<b>\$249</b>
		
<b>HP059</b>	<b>Bushing - Shoe Arm, Upper</b> Suits 7010 7120 7230 7240 7250 8010 8120 8230 8240 8250 9120 9230 9240 9250 OEM: 9811082 84097509 84320630	<del>\$125</del> <b>\$98</b>
		
<b>HP044</b>	<b>Housing - Bearing; Shaker Shoe Drive</b> Suits 7010 7120 7230 7240 7250 8010 8120 8230 8240 8250 9120 9230 9240 9250 OEM: 84320474	<del>\$125</del> <b>\$98</b>
		
<b>HP206</b>	<b>Housing - Bearing; Shoe Drive, Upper</b> Suits 7010 7120 7230 7240 7250 8010 8120 8230 8240 8250 9120 9230 9240 9250 OEM: 84446877 84097461 84032313	<b>\$18.50</b>
		
<b>HP026</b>	<b>Housing - Shaker Shoe (2 Halves required)</b> Suits 7010 7120 7230 7240 7250 8010 8120 8230 8240 8250 9120 9230 9240 9250 OEM: 320033 80320033	<b>\$15.40 ea</b>
		
<b>HP167</b>	<b>Arm - Upper Shoe Drive - LH</b> Suits 7010 7120 7230 7240 7250 8010 8120 8230 8240 8250 9120 9230 9240 9250 OEM: 87314571	<b>\$210</b>
		
<b>HP168</b>	<b>Arm - Upper Shoe Drive - RH</b> Suits 7010 7120 7230 7240 7250 8010 8120 8230 8240 8250 9120 9230 9240 9250 OEM: 87314573	<b>\$210</b>
		
<b>HP126</b>	<b>Bushing - Upper Shaker Shoe 52mm 16mm hole</b> Suits 7010 7120 7230 7240 7250 8010 8120 8230 8240 8250 9120 9230 9240 9250 OEM: 84052651	<b>\$11.30</b>
		
<b>HP236</b>	<b>Bushing - Upper Shaker Shoe 21mm Hole</b> Suits 7010 7120 7230 7240 8010 8120 8230 8240 9120 9230 9240 OEM: 80338222	<b>\$6.20</b>
		
<b>HP262</b>	<b>Bushing - Cleaning Shoe Pivot Frame</b> Suits 7010 7120 7230 7240 7250 8010 8120 8230 8240 8250 9120 9230 9240 9250 OEM: 429232	<b>\$14.40</b>
		
<b>HP172</b>	<b>Roller - Cleaning Shoe Pivot Frame 90mm x 40mm Dia</b> Suits 7010 7120 7230 7240 7250 8010 8120 8230 8240 8250 9120 9230 9240 9250 OEM: 434817 80434817	<b>\$44</b>
		
<b>HP224</b>	<b>Shoe - Shaker Frame</b> Suits AFX 8010 8010 7010 OEM: 84393491 87557503	<b>\$2921</b>
		
<b>HP089</b>	<b>Shoe - Shaker, Upper, Wide Frame</b> Suits 7120 8010 AFX8010 8120 9120 OEM: 87491650 84462359	<b>\$2800</b>
		
<b>HP622</b>	<b>Shoe - Upper Shaker; Narrow</b> Suits 7010 8010 OEM: 87317335	<b>\$2700</b>
		
<b>HP099</b>	<b>Shaft - Cleaning Shoe Pivot Frame 210mm</b> Suits 7010 7120 7230 7240 7250 8010 8120 8230 8240 8250 9120 9230 9240 9250 OEM: 9831928 428648	<del>\$100</del> <b>\$78</b>
		

# HEADER PARTS: CASE-IH

Part No.		Price
<b>Chaffer &amp; Sieve Area Parts continued</b>		
<b>HP164</b> 	<b>Support, Upper Shoe Drive LH</b> Suits 7010 7120 7230 7240 7250 8010 8120 8230 8240 8250 9120 9230 9240 9250 OEM: 84334452	<b>\$85</b>
<b>HP165</b> 	<b>Support - Upper Shoe Drive RH</b> Suits 7010 7120 7230 7240 7250 8010 8120 8230 8240 8250 9120 9230 9240 9250 OEM: 84334453	<b>\$85</b>
<b>HP042</b> 	<b>Support, Upper Shoe Drive LH</b> Suits 7010 7120 7230 7240 8010 8120 8230 8240 9120 9230 9240 OEM: 84320470	<b>\$210</b>
<b>HP043</b> 	<b>Support, Upper Shoe Drive RH</b> Suits 7010 7120 7230 7240 8010 8120 8230 8240 9120 9230 9240 OEM: 84320472	<b>\$216</b>
<b>HP282</b> 	<b>Support - LH Shoe Side</b> Suits 1640 1644 1680 1688 2144 2166 2344 2366 2377 2388 2588 above S/N HAJ300001 OEM: 1979900C5	<b>\$525</b>
<b>HP283</b> 	<b>Support - RH Shoe Side</b> Suits 1640 1644 1680 1688 2144 2166 2344 2366 2377 2388 2588 above S/N HAJ300001 OEM: 1979901C5	<b>\$525</b>
<b>HP258</b> 	<b>Rail - Chaffer LH</b> Suits 1640 1644 1660 1666 2144 2166 2344 2366 OEM: 1979206C1	<b>\$590</b>
<b>HP259</b> 	<b>Rail - Chaffer RH</b> Suits 1640 1644 1660 1666 2144 2166 2344 2366 OEM: 1979207C1	<b>\$590</b>
<b>HP109</b> 	<b>Rail - Chaffer LH</b> Suits 1680 1688 2188 2377 2388 2577 2588 6088 7088 OEM: 1322452C2 84169374	<del>\$600</del> <b>\$468</b>
<b>HP110</b> 	<b>Rail - Chaffer RH</b> Suits 1680 1688 2188 2377 2388 2577 2588 6088 7088 OEM: 1322453C2 84169439	<del>\$600</del> <b>\$468</b>
<b>HP011</b> 	<b>Chaffer Drive Hanger Bush (Set of 4) 16mm hole</b> Suits 1640 1644 1666 1680 1688 2144 2166 2188 2344 2366 2388 2577 2588 6088 7088 OEM: 87538599 replaces 1330323C2 87376924 replaces 1979383C1 Contains Qty 2 - 87538599 Qty 2 - 87376924	<b>\$183 set</b>
<b>HP598</b> 	<b>Bush Grain Tray and Shaker Shoe 37mm</b> Suits 7010 7120 7230 7240 8010 8120 8230 8240 9120 9230 9240 OEM: 84000052 398810 190068 620803	<b>\$7.30 ea</b>
<b>HP012</b> 	<b>Shoe Drive Arm Bush (Set of 4) 16mm hole</b> Suits 1644 1660 1666 1680 1688 2144 2166 2188 2344 2366 2388 2577 2588 6088 7088 OEM: 87538600 replaces 1330324C1 Contains Qty 4 - 87538600	<b>\$128 set</b>
<b>HP013</b> 	<b>Chaffer Drive Arm Bush (Set of 12) 16mm hole</b> Suits 1644 1660 1666 1680 1688 2144 2166 2188 2344 2366 2388 2577 2588 6088 7088 OEM: 87538599 replaces 1330323C2 and 878538600 replaces 1330324C1 Contains Qty 6 - 87538599 Qty 6 - 87538600	<b>\$399 set</b>

Part No.		Price
<b>HP006</b> 	<b>Chaffer Drive Hanger Arm Bushing (Set of 6) 16mm hole</b> Suits 1440 1460 1480 1640 1660 1666 1680 short sieve model OEM: 186597C1 Contains Qty 6 - 186597C1	<b>\$136</b>
<b>HP007</b> 	<b>Chaffer Frame Bushing 16mm hole</b> Suits 1420 1440 1460 1480 1620 1640 1660 1680 short sieve model OEM: 627555R91	<b>\$22 ea</b>
<b>HP008</b> 	<b>Shoe Sieve Hanger Arm Bushing (Set of 12) 16mm hole</b> Suits 1420 1440 1460 1480 1620 1640 1660 1680 short sieve model OEM: 627555R91 186597C1 Contains Qty 8 - 627555R91 Qty 4 - 186597C1	<b>\$189</b>
<b>HP132</b> 	<b>Beater Drive Shaft 2621mm</b> Suits 8010 8120 9120 OEM: 87282886 84252621 47505622	<del>\$1250</del> <b>\$975</b>
<b>HP159</b> 	<b>Bevel Gear - Straw Spreader 14 Teeth 22mm Hex</b> Suits 1420 1440 1460 1480 1620 1640 1660 11666 680 2144 2166 2188 2344 2366 2377 2388 2577 2588 6088 7088 (Qty 4 per machine) OEM: 194194C1 185410C1 87375653	<b>\$44</b>
<b>HP160</b> 	<b>Bearing 22mm Hex Bore for Bevel Gear</b> Suits 1420 1440 1460 1480 1620 1640 1660 11666 680 2144 2166 2188 2344 2366 2377 2388 2577 2588 6088 7088	<b>\$51</b>
<b>HP219</b> 	<b>Sprocket - Unloader Drive - Lower <sup>33</sup>/<sub>57</sub> Teeth</b> Suits 1640 1644 1660 1666 1680 1688 2144 2166 2188 2344 2366 2388 OEM: 1347402C1	<b>\$205</b>
<b>HP280</b> 	<b>Sprocket - Driven - Unloading Drive 25 Teeth</b> Suits 7010 7120 7230 7240 7250 8010 8120 8230 8240 8250 9120 9230 9240 9250 6088 7088 OEM: 84069795	<b>\$120</b>
<b>HP225</b> 	<b>Sprocket - Idler - Unloading Drive 15 Teeth</b> Suits 7010 7120 7130 7140 7150 7250 8010 8120 8250 9120 9250 6088 7088 OEM: 86627639	<b>\$58</b>
<b>HP277</b> 	<b>Sprocket - Unloading Drive 25 Teeth</b> Suits 7010 7120 7130 7140 7150 7250 8010 8120 8250 9120 9250 6088 7088 OEM: 84069770	<b>\$78</b>
<b>HP279</b> 	<b>Sprocket - Unloading Drive 38 Teeth</b> Suits 7010 7120 7150 7250 8010 8120 8250 9120 9250 OEM: 84069777	<b>\$100</b>
<b>Engine Parts</b>		
<b>TP265</b> 	<b>Water Pump - 400 Series Motors 25mm shaft</b> Suits 1440 1460 1480 Suits 400 Series Navistar Engine 1" shaft on pump OEM: 673162C94 672644C93	<b>\$278</b>
<b>TP336</b> 	<b>Water Pump 17mm shaft</b> The hub of the original pump will need to be fitted to this replacement pump. Suits 711 725 1420 1440 with 310 358 358DT Engines OEM: 3132676R93 3138936R92	<b>\$163</b>
<b>TP222</b> 	<b>Water Pump 24mm Shaft</b> Suits 1420 1440 1620 with D358 OEM: 3132676R94	<b>\$256</b>

# HEADER PARTS: CASE-IH

Part No.		Price
<b>Engine Parts continued</b>		
<b>TP036</b>	<b>Water Pump</b> Suits 1620 1640 1644 2144 2344 with 5.9 Litre Engine (Cummins) OEM: J802970 A77703 J286278	<b>\$221</b>
<b>TP037</b>	<b>Water Pump 95mm Impellor</b> Suits 1660 1666 1680 1688 2166 2188 2366 2388 with 8.3 Litre Engine (Cummins) OEM: J802975 A77704 J800976	<b>\$210</b>
<b>HP116</b>	<b>Water Pump</b> Suits 8010 AFX8010 8120 OEM: 504102491 504079715	<b>\$366</b>
<b>HP093</b>	<b>Radiator</b> 7 Row Core 5 Fins/inch Suits 1666 1688 2144 2188 to S/N 191483 OEM: 117403A1 1547946C3 116154A1 A189479	<b>\$3895</b>
<b>HP174</b>	<b>Radiator</b> 7 Row Core 5 Fins/inch Suits 2188 above S/N JJC0191483 2366 below S/N JJC0255700 2388 below S/N JJC0273000 OEM: 194951A1	<b>\$3520</b>
<b>Engine Output Drive Parts</b>		
<b>HP250</b>	<b>Rotor Drive Pulley – Stationary</b> Suits 1620 1640 1644 1660 1666 1680 1688 2144 2166 2188 2344 2366 2388 OEM: 188848C1	<b>\$720</b>
<b>HP027</b>	<b>Rotor Drive Pulley – Variable 444mm OD</b> Suits 1620 1640 1644 1660 1666 1680 1688 2144 2166 2188 2344 2366 2388 below S/N JJC0272999 OEM: 1330054C1	<b>\$974</b>
<b>HP761</b>	<b>Rotor Drive Pulley – Variable 521mm OD</b> Suits 2377 2388 above S/N JJC0273000 2577 2588 6088 6130 7088 7130 OEM: 413164A1	<b>\$1208</b>
<b>HP131</b>	<b>Main PTO Drive Shaft 413mm</b> Suits 1420 1440 1460 1480 1620 1640 1660 1666 1680 2144 2166 2188 2344 2366 2377 2388 OEM: 192816C1 192816C2	<b>\$596</b>
<b>Feeder House Parts</b>		
<b>HP072</b>	<b>Top Feeder House Shaft 1727mm</b> Suits 1680 1688 2188 2388 below S/N 268799 OEM: 1321440C4	<b>\$323</b>
<b>HP047</b>	<b>Top Feeder House Shaft 1457mm</b> Suits 1420 1440 1460 OEM: 197277C2	<del>\$310</del> <b>\$242</b>
<b>HP048</b>	<b>Top Feeder House Shaft 1657mm</b> Suits 1480 (without Rock Trap) OEM: 197278C1	<b>\$195</b>
<b>HP212</b>	<b>Feeder House Drum Shaft 1143mm</b> Suits 1680 1688 2188 2377 2388 2577 2588 OEM: 187208C2	<b>\$142</b>
<b>HP031</b>	<b>Top Feeder House Shaft 1572mm</b> Suits 1440 1460 1640 1660 1666 2144 2166 2344 2366 OEM: 1320160C4	<b>\$298</b>

Part No.		Price
<b>HP193</b>	<b>Feeder Roller Shaft 1351mm</b> Suits 7010 above S/N 202001 7120 7230 7240 7250 8010 above S/N 202001 8120 8230 8240 8250 9120 9230 9240 9250 OEM: 87646024	<del>\$490</del> <b>\$382</b>
<b>HP100</b>	<b>Feeder House Lower Shaft 1780mm</b> Suits 2144 2166 2188 2344 2366 2388 with Electric Reverser OEM: 241931A3 239235A3 253531A1	<b>\$615</b>
<b>HP247</b>	<b>Feeder House Lower Shaft 1778mm</b> Suits 2344 2366 2377 2388 2577 2588 with Hydraulic Reverser OEM: 388771A1	<b>\$536</b>
<b>HP253</b>	<b>Top Feeder House Shaft 1765mm</b> Suits 2377 2388 above S/N 268800 2577 Above S/N 300001 2588 above S/N 300001 OEM: 389071A1	<b>\$459</b>
<b>HP073</b>	<b>Jackshaft Drive Feeder House Pulley</b> 14 Spl 381mm OD Dia Suits 1420 1440 1460 1620 above S/N 32630 1640 1644 1660 1666 1680 below S/N 45689 1688 2144 2166 2188 2344 2366 2388 below S/N 70499 OEM: 191452C2	<b>\$1077</b>
<b>HP251</b>	<b>Jackshaft Drive, Feeder House Pulley</b> 6 Spl 335mm OD Dia Suits 2144 above S/N 173150 2166 above S/N 182025 2188 above S/N 193725 2344 2366 2388 above S/N 268799 OEM: 241930A1 238967C2	<b>\$536</b>
<b>HP238</b>	<b>Feeder House Drum Arm – RH 594mm</b> Suits 1660 1644 1680 1688 2144 2166 2188 2344 2366 2388 OEM: 1338288C3	<b>\$258</b>
<b>HP237</b>	<b>Feeder House Drum Arm – LH 594mm</b> Suits 1660 1644 1680 1688 2144 2166 2188 2344 2366 2388 OEM: 1338287C3	<b>\$216</b>
<b>HP169</b>	<b>Feeder House Bottom 1524mm</b> Suits 1680 1688 2188 2377 2388 2577 2588 OEM: 1324574C2	<b>\$1149</b>
<b>HP170</b>	<b>Feeder House Bottom 1105mm</b> Suits 1440 1460 1620 1640 1644 1660 1666 OEM: 1324576C1	<b>\$700</b>
<b>HP171</b>	<b>Feeder House Bottom 1378mm</b> Suits 1460 1620 1640 1660 1666 2144 2166 2344 2366 OEM: 1324578C2	<b>\$788</b>
<b>HP163</b>	<b>Feeder House Bottom 1524mm</b> Suits 2144 2166 2344 2366 OEM: 1994217C2	<b>\$956</b>
<b>HP041</b>	<b>Floor, Feeder House; Front 1360mm</b> Suits 7010 7120 7230 7240 8010 8120 8230 8240 9120 9230 9240 OEM: 84140379 87393958	<b>\$1535</b>

# HEADER PARTS: CASE-IH

Part No.		Price
<b>Feeder House Parts continued</b>		
HP039	<b>Floor, Feeder House; Rear – No Rock Trap</b> Suits 6088 7010 7088 7120 7230 8010 8120 8230 9120 9230 OEM: 87730307	\$758
HP117	<b>Floor, Feeder House; Centre</b> Suits 7010 7120 7230 7240 8010 8120 8230 8240 9120 9230 9240 OEM: 87282537 86995577	\$1024
HP106	<b>Rock Trap Door Kit</b> Suits 1680 1688 2188 2377 2388 2577 2588 6088 7088 OEM: 252275A1	\$405
HP107	<b>Arm – for Feeder Roller 820mm 29mm Hex</b> Suits 7010 7120 7230 7240 7250 8010 8120 8230 8240 8250 9120 9230 9240 9250 OEM: 87282449 86995909 87107279	<del>\$210</del> \$164
HP071	<b>Input Shaft Feeder Drive Forward 379mm</b> 10/42 Spl Suits 1440 to 2388 inclusive OEM: 191396C1	<del>\$510</del> \$398
HP101	<b>Feed Conveyor Shaft 210mm 11 spl/22T</b> Suits 7010 7230 7240 7120 8010 8120 8230 8240 9120 9230 9240 OEM: 87282003	\$777
HP205	<b>Rock Trap Friction Slip Clutch Shaft 210mm 11 spl/22T</b> Suits 7010 7120 7230 7240 8010 8120 8230 8240 9120 9230 9240 OEM: 87536812	\$579
HP192	<b>Feeder Reverser – Electric</b> Suits 1640 1644 1660 1666 1680 1688 2144 2166 2188 2366 2388 OEM: 245927C9	\$623
HP161	<b>Bracket, Feeder Roller Tension Adjustment</b> Suits 7010 7120 8010 8120 9120 OEM: 87644200	\$41
HP180	<b>Bracket Supporting Feeder Roller Tension Adjusting</b> Suits 7010 7120 8010 8120 9120 OEM: 84075251	\$13.40
HP136	<b>Plate - Feeder Roller Tenion Adjustment</b> Suits 7010 8010 8010AFX OEM: 87753060	\$161
HP233	<b>Rod, Feeder Roller Tension Adjusting</b> Suits 7010 8010 OEM: 87518126	\$29
<b>Hydraulic Parts</b>		
HP115	<b>Hydraulic Cylinder – Auger Unloading</b> Clevis on Cylinder, Eyelet on Rod Suits 1640 1644 1660 1666 1680 1688 OEM: 1282488C92	\$856
HP213	<b>Hydraulic Cylinder – Auger Unloading</b> Screw in Eyelet on Cylinder, Eyelet on Rod Suits 2144 2166 2188 2344 2366 2377 2388 OEM: 87337241 175679A2 87597336	\$701
HP762	<b>Screw in Eyelet</b> Suits HP213 Cylinder OEM: 87611478	<del>\$105</del> \$82

Part No.		Price
HP199	<b>Hub – Auxillary Hydraulic Pump Drive</b> Extended Spl/Greasable 3 Bolt Hole (Grease nipple supplied) Suits 1420 to 2388 incl OEM: (196482C3 87545088 – Extended version of HP198)	\$538
HP198	<b>Hub – Auxillary Hydraulic Pump Drive</b> Greasable – Standard Spl 3 Bolt Hole (Grease nipple supplied) Suits 1420 to 2388 incl 6088 7088 OEM: 196482C3 87545088	\$433
HP176	<b>Hub – Auxillary Hydraulic Pump Drive</b> Greasable – Std Spl 4 Bolt Hole Suits 6088 7088 OEM: 87545084	\$730
HP128	<b>Idler - Auxillary Pump Drive</b> Suits 1420 1440 1460 1480 1620 1640 1644 1660 1680 1688 2144 2166 2188 2344 2366 2377 2388 2577 OEM: 192865C2	\$205
<b>Rotor Parts</b>		
HP017	<b>Rotor Cone – Heavy Duty (inc Vanes)</b> Suits 1420 1620 OEM: 186032C1 87446748	\$2307
HP019	<b>Rotor Cone – Heavy Duty (inc Vanes)</b> Suits 1440 1460 1640 1660 1644 1666 2144 2166 2344 2366 OEM: 365928A2 1309419C2	\$3014
HP021	<b>Rotor Cone – Heavy Duty (inc Vanes)</b> Suits 1480 1680 1688 2188 2377 2388 2577 2588 OEM: 437318A1 194049A2	\$2812
HP018	<b>Kit to suit HP017, HP019, HP021</b> Rotor Cone. Contains Starwashers, Button Head Cap Screws, Hex Flange Nuts, Flange Hex Bolts, Flange Locknuts	\$189
HP020	<b>Rotor Cone – (inc S/Steel Vanes)</b> Suits 7120 7230 AFX8010 above S/N HAJ106401 8010 8120 8230 9120 9230 OEM: 87382439 87369361 87382438	\$3882
HP216	<b>Deflector, Transition Cone LH</b> Suits 7010 7120 7230 7240 8010 8120 8230 8240 9120 9230 9240 OEM: 87517350	<del>\$735</del> \$573
HP094	<b>Deflector, Transition Cone RH</b> Suits 7010 7120 7230 7240 8010 8120 8230 8240 9120 9230 9240 OEM: 87517351	<del>\$972</del> \$758
HP298	<b>Complete Vane Set (Fit Kit inc)</b> Suits 1420 1620	\$524
HP297	<b>Complete Vane Set (Fit Kit inc)</b> Suits 1440 1460 1640 1660 1644 1666 2144 2166 2344 2366 OEM: 321933A1 87328881	\$532
HP299	<b>Complete Vane Set (Fit Kit inc)</b> Suits 1480 1680 1688 2188 2377 2388 2577 2588 OEM: 437319A2	\$566
HP248	<b>Rotor Cone Vane Kit - Stainless Steel (Fit Kit inc)</b> Suits 7088 7010 7120 7230 7240 8010 8120 8230 8240 9230 9240 OEM: 87298773	\$861
HP022	<b>Vane Transport Kit (Fit Kit inc)</b> Suits 1440 1460 1640 1660 1644 1666 2144 2166 2344 2366 OEM: B94097 193175C2 193179C2	\$426

# HEADER PARTS: CASE-IH

Part No.		Price
<b>Rotor Parts continued</b>		
HP023	<b>Vane Transport Kit (Fit Kit inc)</b> Suits 1480 1680 1688 2188 2388 2588 OEM: 87297171	\$579
HP070	<b>Rotor Cage Vane Transport (inc Vanes)</b> Suits 7010 7120 7230 8010 8120 8230 9120 9230 OEM: 87391297 87393080	<del>\$3833</del> <b>\$2990</b>
HP166	<b>Hub – Rotor Drive</b> 298mm, 20 teeth, 13 Spl Suits most 1620 to 2388 (check size) OEM: 1315291C2 1315291C1 184489C1	<del>\$900</del> <b>\$702</b>
HP148	<b>Rotor – Front Bearing Housing</b> Suits 1420 to 2388 inclusive 2388 up to S/N 0276540 and above S/N 0292001 OEM: 253439A3 87474830	\$695
HP079	<b>Rotor – Front Shaft</b> Suits 1420 to 2388 inclusive 2388 up to S/N 0276540 and above S/N 0292001 OEM: 191545C2	\$660
HP080	<b>Rotor Impeller</b> Suits 1440 1460 1640 1644 1666 2144 2166 2344 2366 OEM: 191546C2	<del>\$800</del> <b>\$624</b>
HP189	<b>Shield, Rotor Impeller</b> Suits 7010 7120 7230 7240 8010 8120 8230 8240 9120 9230 9240 OEM: 87315598 700127072	\$10
HP249	<b>Hub Assembly – Rotor Drive Pulley 28mm Bore, 12 Spl</b> Suits 1620 to 2388 inclusive OEM: 188846C1 188846C2 84159818	\$700
HP074	<b>Hub – Rotor Drive Pulley</b> Suits 2344 2366 2377 2388 above S/N 270500 2577 2588 OEM: 87481453	\$800
HP183	<b>Rotor Drive Coupling</b> Suits 1460 1640 1644 1660 1666 1680 1688 2144 2166 2188 2344 2366 2377 2388 2577 2588 OEM: 1345307C1	\$428
HP188	<b>Bush suit Rotor Drive Coupling</b> Suits 1460 1640 1644 1660 1666 1680 1688 2144 2166 2188 2344 2366 2377 2388 2577 2588 OEM: 1345453C1	\$24
HP078	<b>Coupling – 12 Spl – U Joint Separator Drive</b> Suits 1420 1440 1460 1480 1620 1640 1660 1666 1680 1688 2144 2166 2188 2344 2366 2388 upto S/N 276540 OEM: 191542C2	<del>\$275</del> <b>\$215</b>
HP119	<b>Rotor Gearbox Shaft 340mm 23 Spl</b> Suits 7010 8010 OEM: 87282570 87280578	<del>\$550</del> <b>\$429</b>
HP095	<b>Separator Pulley – 4 Track Driven 375mm OD</b> Suits 2377 2388 2577 2588 all without straw Chopper OEM: 371748A2	<del>\$730</del> <b>\$569</b>

Part No.		Price
<b>Steering</b>		
TP257	<b>Stub Axle – Heavy Duty</b> Suits 1420 1440 1460 1620 OEM: 71785C2 196334C2	\$366
HP158	<b>Stub Axle – Bushing</b> 80mm ID 90mm OD 80 mm Long Suits 6088 7088 7010 to 7240 8010 to 8240 9120 to 9240 OEM: 84064163	<del>\$180</del> <b>\$78</b>
HP265	<b>Wheel Hub</b> Suits 1460 1480 1660 1666 1680 2166 2188 2344 2366 2388 up to S/N 268799 OEM: 169293C11 87407202	<del>\$363</del> <b>\$283</b>
HP633	<b>Power Steering Cylinder End</b> Suits 7010 7120 7230 7240 8010 8120 8230 8240 9120 9230 9240 Fits power steering cylinder outer ends OEM: 84814042 84073454	\$175
HP105	<b>Rim – Rear Axle</b> Suits 2344 2366 2388 2577 2588 OEM: 192201A2	<del>\$650</del> <b>\$507</b>
HP186	<b>Stub Axle – LH/RH</b> Suits 1420 to 2366 inclusive OEM: 1315374C2	<del>\$867</del> <b>\$676</b>
HP154	<b>Steering Arm – Left</b> Suits 1420 to 2366 inclusive OEM: 193911C4	\$386
HP155	<b>Steering Arm – Right</b> Suits most 1420 to 2366 inclusive OEM: 193912C3	\$297
HP194	<b>Steering Cylinder Ball Joint</b> Suits most 1440 to 2388 inclusive OEM: 186140C91	\$216
HP133	<b>Tie Rod End</b> Suits 7010 7120 7230 7240 7250 8010 8120 8230 8240 8250 9120 9230 9240 9250 OEM: 84442906 84073399	\$129
HP202	<b>Steering Cylinder Ball Joint</b> Suits 1440 to 2366 inclusive – Not Rear Wheel Assist OEM: 186796C1 48076612	\$93
HP278	<b>Tie Rod – LH 1156mm 9 Holes</b> Suits 1460 to 2388 inclusive OEM: 359774A1	<del>\$263</del> <b>\$205</b>
<b>Transmission and Final Drive Parts</b>		
HP108	<b>Drive Axle Coupling with Grease Nipple</b> Suits 711 725 1420 1440 1620 1640 1644 84mm, 42mm Dia – 12 Spl OEM: 184342C2 404862R2	<del>\$120</del> <b>\$94</b>
HP111	<b>Drive Axle Coupling with Grease Nipple</b> 12 Spl 56mm Suits 1460 to 2188 inclusive OEM: 184341C2 401875R1	\$88
HP252	<b>Coupling Planetary Drive</b> 22 Spl 44mm Suits 7010 7120 8010 8120 9120 OEM: 84438982 87586665	\$166
HP083	<b>Drive Axle Coupling with Grease Nipple</b> 12 Spl 56mm Dia – 94mm L Suits 2144 2166 2344 2366 2188 2388 2577 2588 OEM: 248600A1 84416330	\$109




# HEADER PARTS: CASE-IH

Part No.		Price
<b>Transmission and Final Drive Parts continued</b>		
HP050	<b>Axle Drive Shaft 688mm – 12/12 Spl</b> Suits 1460 above S/N 32001 1660 1666 1688 on LH OEM: 1309012C1	\$323
HP051	<b>Axle Drive Shaft 358mm – 12/12 Spl</b> Suits 1460 above S/N 32001(RH Side) 1660 1666 1688 on RH Side OEM: 402725R2	<del>\$360</del> \$281
HP052	<b>Axle Drive Shaft 832mm – 12/12 Spl</b> Suits 1480 before S/N 34000 1680 LH or RH Some 1688 OEM: 184189C1	<del>\$300</del> \$234
HP242	<b>Axle Drive Shaft 749mm – 12/12 Spl</b> Left & Right Clamp Type Suits 2188 2377 2388 2577 2588 OEM: 242846A1	\$569
HP057	<b>Axle Drive Shaft 1057mm RH</b> 22 Spl 44mm Suits 8010 8010AFX OEM: 84440991	\$310
HP032	<b>Axle Drive Shaft 644mm LH</b> 22 Spl 44mm Suits 8010 8120 9120 OEM: 84440162	\$590
HP034	<b>Axle Drive Shaft 924mm RH</b> 22 Spl 44mm Suits 8010 8120 9120 (without axle extensions) OEM: 84440165 84440967 84440965	\$593
HP053	<b>Axle Drive Shaft 978mm LH</b> 22 Spl 44mm Suits 8010 8120 9120 OEM: 84440951	\$560
HP054	<b>Axle Drive Shaft 1238mm LH</b> 22 Spl 44mm Suits 8010 8120 9120 OEM: 84440957	\$470
HP055	<b>Axle Drive Shaft 1187mm RH</b> 22 Spl 44mm Suits 8010 8120 9120 OEM: 84440974	\$490
HP182	<b>Final Drive Pinion 255mm 12 Spl/12T</b> Suits 2144 2166 2344 2388 2577 2588 6088 7088 OEM: 135290A1 87354348	\$536
HP134	<b>Final Drive Pinion 250mm 13 T/12 Spl</b> Suits 1644 above S/N JJC009860 1660 above S/N JJC103800 1666 1680 above S/N JJC011760 1688 OEM: 1342907C1	<del>\$925</del> \$722
HP636	<b>Planetary End Reduction Pinion</b> 278mm, 23 Spl, 11T Suits 7010 7120 8010 8120 9120 OEM: 84069419	<del>\$320</del> \$250
HP276	<b>Differential Shaft – With Lock</b> 434mm, 22/8 Spl Suits 7010 8010 7120 8120 9120 OEM: 84069688	\$410
HP081	<b>2nd &amp; 3rd Sliding Gear 46 teeth 26/19 Spl</b> Suits 1460 1480 1644 1660 1680 1688 2144 2166 2188 2344 2366 2377 2388 OEM: 530700R1	\$514
HP082	<b>Gear – Spool – 59, 39 and 27 teeth</b> Suits 1460 1480 1644 1660 1680 1688 2144 2166 2188 2344 2366 2377 2388 OEM: 530699R1	\$1184

Part No.		Price
HP197	<b>Transmission Shaft – Output 429mm 12/33/33 Spl</b> Suits 2144 2166 2344 2366 2377 2388 2588 7088 OEM: 236378A1	\$861
HP162	<b>Transmission Shaft – Input 26 Teeth</b> Suits 2144 to 2388 inclusive with 236706A1 or 236707A1 Transmission OEM: 184217C1	\$649
HP207	<b>Propulsion Drive Shaft 335mm 13/37 Spl</b> Suits 7010 8010 8010AFX OEM: 84806882	<del>\$1050</del> \$900
HP275	<b>Transmission Output Shaft 352mm 8/22 Spl</b> Suits 7010 8010 7120 7230 7240 8120 8230 8240 9120 9230 9240 OEM: 84069687	\$420
HP138	<b>Hydrostat Pump Shaft 341mm 21/26 Spl</b> Suits 2366 2377 2388 OEM: 403149A1	\$727
<b>Wind Fan Parts</b>		
HP066	<b>Fan Vari-sheave Inner (on fan shaft) 305mm</b> Suits 1420 1440 1460 1480 1620 1640 1660 1680 Adjustable Half OEM: 1324948C1 185023C93	<del>\$315</del> \$246
HP067	<b>Fan Vari-sheave Outer (on fan shaft) 305mm</b> Suits 1420 1440 1460 1480 1620 1640 1660 1680 Fixed Half OEM: 1324949C1	<del>\$252</del> \$197
HP173	<b>Elevator and Fan Drive Shaft 254mm</b> Suits 1420 to 2388 inclusive OEM: 194853C3	\$82
HP086	<b>Sheave – Cleaning Inner on fan shaft 305mm</b> Suits 1644 1666 1688 2144 2166 2188 2344 2366 2388 2588 6088 7088 OEM: 1541552C2 84556153	\$423
HP088	<b>Sheave – Cleaning Outer on Fan Shaft 305mm</b> Suits 1644 1666 1688 2144 2166 2188 2344 2366 2388 2588 6088 7088 OEM: 87522943 1541553C2	\$315
HP145	<b>Fan Drive Hub – Fixed Pulley</b> Suits 1420 to 2388 inclusive OEM: 183333C1	\$185
HP063	<b>Upper Sheave 330mm Dia</b> Fan Varispeed Suits 2366 2377 2388 2577 2588 6088 7088 OEM: 301141A2	\$224
HP143	<b>Sheave – Fan Variator 298 Dia</b> Suits 1420 to 2388 inclusive 300mm Dia OEM: 183288C1	\$98
HP267	<b>Cleaning Fan Shaft 1714mm</b> Suits 7120 8120 9120 OEM: 87107305 87105992 86996428 87589410 87589409	<del>\$875</del> \$683
HP156	<b>Pulley – Fan Drive 257mm Dia</b> Suits 1420 to 2388 inclusive OEM: 193948C1	\$168
HP191	<b>Pulley – Fan – Jackshaft 356mm Dia</b> Suits 2366 2377 2388 OEM: 295918A1	<del>\$147</del> \$115
HP181	<b>Hub Assembly – Fan Drive</b> Suits 1420 to 2388 inclusive 2577 2588 6088 7088 OEM: 185286C91	\$282

# HEADER PARTS: CASE-IH

Part No.		Price
<b>Wind Fan Parts continued</b>		
HP085	 <b>Bushing – Cleaning Fan Drive Pulley</b> Suits 1640 to 2388 inclusive 2577 2588 OEM: 1541551C1	<del>\$52</del> <b>\$25</b>
HP235	 <b>Cleaning Fan Thrust Bearing – Greasable</b> Suits 1640 to 2388 inclusive 2377 2577 2588 6088 7088 OEM: 168215C92	<b>\$81</b>
HP208	 <b>Fan Blade 725mm (72 Blades per set)</b> Suits 1688 2188 2377 2388 6088 7088 7130 7140 7150 OEM: 1347001C1	<del>\$17</del> <b>\$13</b>
HP209	 <b>Fan Blade 765mm (43 Blades per set)</b> Suits 7010 7120 7230 7240 7250 8010 8120 8230 8240 8250 9120 9230 9240 9250 OEM: 86997034	<b>\$35</b>
<b>General Parts</b>		
TP016	 <b>Fan Motor Reversible 3 Speed</b> 8mm Double Shaft 12 volt Suits 1420 to 1480 inclusive OEM: 117789C1 1987399C3	<b>\$237</b>
HP178	 <b>Cab Fan Assembly</b> <b>(includes Impellers &amp; Motor)</b> Suits 2144 2166 2188 2344 2366 2388 OEM: 355190A1 1340792C2 197479C1 1977764C2 1535284C1	<b>\$930</b>
HP218	 <b>Blower Assembly, Cab Pressurizer</b> Suits 2377 2388 2577 2588 6088 7010 7088 7120 7230 8010 8120 8230 9120 9230 OEM: 87107380 330137A1	<b>\$310</b>
HP187	 <b>Flange Assembly, Fan Drive</b> Suits 7010 7120 7230 7240 8010 8120 8230 8240 9120 9240 OEM: 87545435 48012333	<del>\$53</del> <b>\$41</b>
HP038	 <b>Gas Strut – LH Cab Door</b> Suits 7010 7120 7230 7240 7250 8010 8120 8230 8240 8250 9120 9240 9250 OEM: 84320293	<del>\$53</del> <b>\$41</b>
HP243	 <b>Gas Strut – Rear Upper Panel Left &amp; Right</b> Suits 7010 8010 8010AFX OEM: 87108531	<del>\$69</del> <b>\$54</b>
HP122	 <b>Idle Pulley 178mm Dia</b> Suits 1620 to 2388 inclusive OEM: AG2613A 275376 566519R1	<del>\$58</del> <b>\$45</b>
HP637	 <b>Sieve Adjuster – Linear Actuator</b> Suits 7010 7110 7230 8010 8120 8230 9120 9230 OEM: 84335407	<b>\$2239</b>
HP610	 <b>Linear Actuator – Sieve Levelling</b> Suits 7010 7120 7230 7240 8010 8120 8230 8240 9120 9230 9240 OEM: 87522008	<b>\$2544</b>
HP033	 <b>Table Auger Drive Sprocket 56 Teeth</b> Suits 1010 1020 Rigid Fronts OEM: 87450164	<b>\$245</b>
HP776	 <b>Hex Coupler – 115mm long 28mm Hex</b> Suits 810 Fronts	<b>\$130</b>
HP151	 <b>Clutch A/C Compressor</b> Suits 7010 7120 8010 8120 9120 OEM: 403585A1	<del>\$475</del> <b>\$371</b>














Part No.		Price
HP149	 <b>A/C Compressor with Clutch</b> Suits 6088 7010 7088 7120 7230 7250 8010 8120 8230 8250 9120 9230 9250 OEM: 86993463 86992688 47809628	<del>\$770</del> <b>\$601</b>
HP281	 <b>Plate – Friction Unloader Drive Pto Clutch</b> <b>134mm Dia</b> Unloader PTO, Feeder Gearbox, Beater/Chopper PTO Suits 7010 7120 7230 7240 7250 8010 8120 8230 8240 8250 9120 9230 9240 9250 OEM: 84159803 345334A1	<del>\$25 ea</del> <b>\$20</b>
HP203	 <b>Plate – Friction Clutch Feeder House 140mm Dia</b> Suits 7010 7120 8010 8120 9120 OEM: 87536805	<del>\$55</del> <b>\$43</b>
HP204	 <b>Plate – Internal Separator; Friction Clutch</b> <b>140mm Dia</b> Suits 7010 7120 8010 8120 9120 OEM: 87536806	<del>\$110</del> <b>\$86</b>
HP037	 <b>Disc – Friction Transmission &amp; PTO 140mm Dia</b> Suits 7010 7120 7230 7240 8010 8120 8230 8240 9120 9230 9240 OEM: 86990276	<b>\$14</b>
HP184	 <b>Plate – Separator 140mm Dia</b> Unloader PTO, Feeder Gearbox, Beater Chopper PTO Suits 7010 7120 7230 7240 8010 8120 8230 8240 9120 9230 9240 OEM: 345335A2	<del>\$14</del> <b>\$11</b>
HP232	 <b>Separator Plate 178mm Dia 2.4mm Thick</b> Trans Clutch Pack for Rotor Variator or Header/Feeder Suits 7010 7120 7230 7240 7250 8010 8120 8230 8240 8250 9120 9230 9240 9250 OEM: S2080S00F	<del>\$75</del> <b>\$59</b>
HP255	 <b>Separator Plate 178mm Dia 2.1mm Thick</b> Trans Clutch Pack for Rotor Variator or Header/Feeder Suits 7010 8010 7120 7230 7240 7250 8120 8230 8240 8250 9120 9230 9240 9250 OEM: S2090S00F	<del>\$75</del> <b>\$59</b>
HP240	 <b>Ratchet – Slip Clutch</b> Suits 2144 2344 2166 2366 2377 2388 6088 7010 7088 7120 7230 7240 7250 8010 8120 8230 8240 8250 9120 9230 9240 9250 OEM: 168370C2	<del>\$53</del> <b>\$41</b>
HP175	 <b>Receiver / Drier</b> Suits 7010 7120 8010 8120 9120 OEM: 295006A1 47821526	<del>\$72</del> <b>\$56</b>

## OUR PARTS TEAM CAN SOURCE ANY PART!

Use the REQUEST A PART function on our new website and provide us with your make and model details.

You can even upload an image of the part you need.

# HEADER PARTS: JOHN DEERE

Part No.		Price
<b>Auger Elevator and Grain Tank Parts</b>		
 HP758	<b>Grain Elevator Gearbox</b> Suits 8410 9410 9610 9650STS 9670STS 9770STS 9860STS S660 S670 S680 S760 S770 S780 CTS CTSII OEM: DE31853 DE20100 DE19271	<b>\$2368</b>
 HP534	<b>Door Assembly, Clean Grain + Extra Plate</b> Suits CTS CTSII 9400 9410 9500 9510 9650STS 9660STS 9750STS 9760STS 9770STS 9860STS 9870STS OEM: AH139391 AH118251	<del>\$441</del> <b>\$344</b>
 HP387	<b>Hand Hole Cover Auger</b> Suits 635 640 914 Pickup 922 925 930 OEM: H203897	<b>\$40</b>
 HP388	<b>Auger Cover Plate</b> Suits 635 640 914 Pickup 922 925 930 OEM: H203898	<b>\$24</b>
 HP501	<b>Lower Clean Grain Elevator Door</b> Suits 9650STS 9660STS 9750STS 9760STS 9860STS 9670STS 9770STS 9870STS 9410 OEM: AH138426	<b>\$125</b>
 HP533	<b>Clean Grain Auger Trough Door</b> Suits 9400 9410 9500 9510 9650STS 9660STS 9670STS 9750STS 9760STS 9770STS 9860STS 9870STS OEM: AH139388	<b>\$418</b>
 HP360	<b>Pulley - Driven; Clean Grain Elevator 330mm OD</b> Suits 9770STS 9870STS OEM: H222578	<b>\$500</b>
 HP367	<b>Pulley - Slip Clutch; Tailing Elevator 225mm OD 35mm Shafts (with Seal)</b> Suits 9650STS 9660STS 9670STS 9750STS 9760STS 9770STS 9860STS 9870STS OEM: AH173040	<b>\$340</b>
 HP516	<b>Drive Gear Case Shaft, Horizontal Auger 130mm 17T/25 Spl</b> Suits 9660STS 9670STS 9760STS 9770STS 9860STS 9870STS OEM: CE18776	<b>\$406</b>
 HP322	<b>Clean Grain Elevator Gearcase Shaft 245mm</b> Suits CTS CTSII 9400 9410 9500 9510 9600 9610 9650STS 9660STS 9670STS 9750STS 9760STS 9770STS 9860STS 9870STS S660 S670 S680 S690 OEM: H170967	<del>\$231</del> <b>\$180</b>
 HP462	<b>Tailings Elevator Top Shaft 355mm</b> Suits 9650STS 9660STS 9670STS 9750STS 9760STS 9770STS 9860STS 9870STS OEM: H156938	<b>\$130</b>
 HP539	<b>Vertical Auger Gear Case Drive Shaft 457mm</b> Suits CTS CTSII 9400 9410 9500 9510 9600 9650STS 9660STS 9670STS 9750STS 9760STS 9770STS 9860STS 9870STS S660 S670 S680 S690 OEM: H129653	<del>\$368</del> <b>\$287</b>
 HP434	<b>Hub Assembly - Unloading Auger</b> Suits 9650STS 9660STS 9750STS 9760STS 9860STS OEM: AH155812	<del>\$131</del> <b>\$102</b>
 HP425	<b>Hub - Pulley Unloader Drive</b> Suits 9650STS 9660STS 9750STS 9760STS 9860STS OEM: H215595	<del>\$200</del> <b>\$156</b>

Part No.		Price
 HP488	<b>Sprocket Unloading Auger 19 Teeth</b> Suits CTS CTSII 9400 9410 9500 9510 9600 9610 9650STS 9660STS 9670STS 9750STS 9760STS 9770STS 9860STS 9870STS S660 S670 S680 S690 OEM: AH128075	<b>\$180</b>
 HP471	<b>Input Shaft For Auger Gear Box 130mm</b> Suits 6620 7720 8820 (including T2 Models) OEM: H94703	<del>\$200</del> <b>\$62</b>
 HP356	<b>Loading Auger Bevel Gear Kit 46 &amp; 53 Teeth</b> Suits CTSII 9410 9510 9610 9650STS 9660STS 9670STS 9750STS 9760STS 9770STS 9860STS 9870STS S660 S670 S680 S690 S760 S770 S780 S790 OEM: AH162230	<del>\$610</del> <b>\$476</b>
 HP344	<b>Sprocket - Countershaft Drive, Unloading 19 Teeth</b> Suits 9650STS 9660STS 9670STS 9750STS 9760STS 9770STS 9860STS 9870STS OEM: AH215152	<b>\$141</b>
 HP478	<b>Sprocket - Tailings Elevator Upper 19 Teeth</b> Suits 9650STS 9660STS 9670STS 9750STS 9760STS 9770STS 9860STS 9870STS OEM: AH147557	<b>\$90</b>
 HP439	<b>Sprocket - Upper Tailings Auger 30 Teeth</b> Suits CTS CTSII 9400 9410 9500 9510 9600 9610 9650STS 9660STS 9670STS 9750STS 9760STS 9770STS 9860STS 9870STS S660 S670 S680 S690 S760 S770 OEM: AH126008	<del>\$84</del> <b>\$66</b>
 HP450	<b>Sprocket - Vertical Auger Lower Gear Case 40 Teeth</b> Suits CTS CTSII 9400 9410 9500 9510 9600 9610 9650STS 9660STS 9670STS 9750STS 9760STS 9770STS 9860STS 9870STS S660 S670 S680 S690 OEM: AH146352	<b>\$160</b>
 HP416	<b>Sprocket - Vertical Auger Lower Gear Case 46 Teeth 3/4" Chain</b> Suits CTS CTSII 9400 9410 9500 9510 9600 9610 9650STS 9660STS 9670STS 9750STS 9760STS 9770STS 9860STS OEM: AH125080	<b>\$190</b>
 HP444	<b>Coupling - Horizontal Unloading Auger</b> Suits 9660STS 9670STS 9760STS 9770STS 9860STS 9870STS OEM: H216268	<b>\$125</b>
 HP371	<b>Hub Pulley - Unloader Drive</b> Suits 9670STS 9770STS 9870STS OEM: H223290	<b>\$184</b>
 HP415	<b>Sprocket - Grain Tank Cross Auger 49 Teeth</b> Suits CTS CTSII 9400 9410 9500 9510 9600 9610 9650STS 9660STS 9670STS 9750STS 9760STS 9770STS 9860STS OEM: AH125070	<b>\$190</b>

















# HEADER PARTS: JOHN DEERE

Part No.		Price
<b>Auger Elevator and Grain Tank Parts continued</b>		
<b>HP546</b>	 <b>Unloading and Separator Drive Shaft</b> <b>733mm 20 Spl</b> Suits 9400 9410 9500 9510 9600 9610 CTS CTSII 9650STS to 9870STS inclusive OEM: H129934	<b>\$500</b>
<b>HP312</b>	 <b>Sprocket Grain Tank Cross Auger 60 Teeth</b> Suits CTS CTSII 9400 9410 9500 9510 9600 9610 9650STS 9660STS 9750STS 9760STS 9770STS 9860STS 9870STS OEM: AH140001	<b>\$222</b>
<b>HP530</b>	 <b>Jackshaft - Unloader Drive 562mm</b> Suits 9650STS 9660STS 9670STS 9750STS 9760STS 9770STS 9860STS 9870STS OEM: H219352	<b>\$315</b>
<b>HP502</b>	 <b>Input - Clean Grain Elevator Gearbox Shaft</b> <b>227mm</b> Suits CTS CTSII 9400 9410 9500 9510 9600 9610 9650STS 9660STS 9670STS 9750STS 9760STS 9770STS 9860STS 9870STS S660 S670 S680 S690 OEM: CE18445	<b>\$245</b>
<b>HP443</b>	 <b>Idle Sprocket - Unloading Auger Drive</b> <b>21mm/24 Teeth</b> Suits 9400 9410 9500 9510 9610 CTS CTSII 9650STS to 9870STS inclusive OEM: AH206131	<del>\$158</del> <b>\$123</b>
<b>HP493</b>	 <b>Pinion - Gear Case Horizontal Unloading Auger</b> <b>\$257</b> <b>122mm/17 Teeth</b> Suits 9400 9410 9500 9510 9600 9610 CTS CTSII 9650STS to 9770STS inclusive OEM: CE18278	<b>\$257</b>
<b>HP417</b>	 <b>Auger Lower Vertical Gear Case Shaft</b> <b>\$119</b> <b>235mm 13 Spl</b> Suits CTS CTSII 9400 9410 9500 9510 9600 9610 9650STS to 9870STS inclusive OEM: H215085	<b>\$119</b>
<b>HP547</b>	 <b>Sheave - Unloader Drive 2 Groove 216mm OD</b> Suits CTS CTSII 9400 9410 9500 9510 9600 9610 9660STS 9760STS 9860STS 9870STS OEM: H129935	<del>\$342</del> <b>\$267</b>
<b>HP468</b>	 <b>Pin - Upper Clean Grain Elevator</b> Suits 9650STS 9660STS 9750STS 9760STS 9860STS OEM: H157043	<b>\$130</b>
<b>HP334</b>	 <b>Bevel Gear - Conveyor Auger Drive 13 teeth</b> Suits 9650STS 9660STS 9670STS 9750STS 9760STS 9770STS 9860STS 9870STS S660 S670 S680 S690 S760 S770 S780 S790 OEM: H211285 H174175	<b>\$60</b>
<b>HP472</b>	 <b>Drive Gear - Shoe Auger 13 teeth</b> Suits CTS CTSII 9400 9410 9500 9510 9600 9610 9650STS 9660STS 9670STS 9750STS 9760STS 9770STS 9860STS 9870STS S660 S670 S680 S690 S760 S770 S780 S790 OEM: H137215	<b>\$39</b>
<b>HP300</b>	 <b>Wood Bearing Block</b> Shoe Supply Augers Suits 6620T2 7720 7720T2 8820 8820T2 OEM: H84838	<b>\$22</b>
<b>HP301</b>	 <b>Wood Bearing Block</b> Shoe Supply Auger Suits 9400 9410 9500 9510 9600 9610 CTS CTSII OEM: H142188	<b>\$13.50</b>














Part No.		Price
<b>HP507</b>	 <b>Elevator - Clean Grain</b> Suits 9650STS 9660STS 9750STS 9760STS 9860STS OEM: AXE12250 AH218602 AH207168	<del>\$3200</del> <b>\$2496</b>
<b>HP413</b>	 <b>Hub Sheave - Upper Clean Grain Elevator</b> Suits CTS CTSII 9400 9410 9500 9510 9600 9610 9650STS 9750STS OEM: H134760	<del>\$110</del> <b>\$86</b>
<b>HP323</b>	 <b>Clean Grain Elevator Boot</b> Suits 9650STS 9660STS 9750STS 9760STS 9860STS OEM: AH171008	<b>\$1236</b>
<b>HP415</b>	 <b>Sprocket - Grain Tank Cross Auger</b> 49 Teeth 3/4" Chain Suits 9400 to 9610 inclusive CTS CTSII 9650STS to 9770STS inclusive OEM: AH125070 AH126705	<b>\$190</b>
<b>HP509</b>	 <b>Sieve Shoe Frame Assembly RH</b> Suits 9650STS 9660STS 9750STS 9760STS 9860STS OEM: AH218675	<del>\$998</del> <b>\$850</b>
<b>HP510</b>	 <b>Sieve Shoe Frame Assembly LH</b> Suits 9650STS 9660STS 9750STS 9760STS 9860STS OEM: AH218676	<del>\$998</del> <b>\$850</b>
<b>HP364</b>	 <b>Chaffer Frame LH</b> Suits 9650STS 9660STS 9670STS 9750STS 9760STS 9770STS 9870STS OEM: AH222862 AH165503 AH222862 AH164488	<del>\$2100</del> <b>\$1638</b>
<b>HP365</b>	 <b>Chaffer Frame RH</b> Suits 9650STS 9660STS 9670STS 9750STS 9760STS 9770STS 9870STS OEM: AH222863 AH165502 AH222863 AH164487	<del>\$2100</del> <b>\$1638</b>
<b>HP573</b>	 <b>Precleaner Frame</b> Suits 9400 9410 9500 9560 9650CTS 9510 inclusive CTS CTSII OEM: AH153808	<b>\$3250</b>
<b>HP574</b>	 <b>Precleaner Frame</b> Suits 9600 9610 9650CWS 9660CWS OEM: AH153807	<b>\$3250</b>
<b>HP314</b>	 <b>Pan - Shaker Return - Wide</b> Suits 9650STS 9660STS 9670STS 9750STS 9760STS 9770STS 9860STS 9870STS OEM: AXE10046 AH149851 AH211408 AXE17166	<b>\$2460</b>
<b>HP380</b>	 <b>Shoe Drive Shaft 1672mm</b> Suits CTS CTSII 9400 to 9510 9650STS 9750STS OEM: AH133598	<b>\$639</b>
<b>HP441</b>	 <b>Shoe Drive Shaft - Wide 1720mm</b> Suits 9670STS 9770STS 9870STS OEM: H226032	<b>\$485</b>
<b>HP374</b>	 <b>Separator Drive Shaft 777mm 23/29 Spl</b> Suits 9650STS to 9870STS inclusive OEM: H173375	<b>\$900</b>

# HEADER PARTS: JOHN DEERE

Part No.		Price
<b>Auger Elevator and Grain Tank Parts continued</b>		
HP382	 <b>Cam – Outer RH Shoe</b> Suits CTS CTSII 9400 to 9610 inclusive OEM: H133602	<del>\$130</del> <b>\$101</b>
HP381	 <b>Cam – Outer LH Shoe</b> Suits CTS CTSII 9400 to 9610 inclusive OEM: H133599	<del>\$130</del> <b>\$101</b>
HP403	 <b>Cam – Outer RH Shoe</b> Suits 9650STS to 9870STS inclusive OEM: H234546	\$64
HP404	 <b>Cam – Outer LH Shoe</b> Suits 9650STS to 9870STS inclusive OEM: H234547	\$64
HP405	 <b>Cam – Inner RH Shoe</b> Suits 9400 9410 9500 9510 9600 9610 CTS CTSII 9650STS 9660STS 9750STS 9760STS 9860STS OEM: H234549	\$140
HP406	 <b>Cam – Inner LH Shoe</b> Suits 9400 9410 9500 9510 9600 9610 CTS CTSII 9650STS 9660STS 9750STS 9760STS 9860STS OEM: H234550	\$140
HP383	 <b>Hub – Sieve &amp; Chaffer Drive</b> Suits 9400 to 9610 inclusive CTS CTSII 9650STS to 9870STS inclusive OEM: H133603	<del>\$130</del> <b>\$101</b>
HP544	 <b>Arm – Swinger RH Chaffer</b> Suits 9650STS to 9870STS inclusive OEM: AH219846 AH146570 AH170778	\$479 
HP543	 <b>Arm – Swinger LH Chaffer</b> Suits 9650STS to 9870STS inclusive OEM: AH219844 AH146569 AH170777	\$479 
HP491	 <b>Link – Sieve to Grain Pan</b> Suits CTS CTSII 9400 9410 9500 9510 9600 9610 9650STS 9660STS 9670STS 9750STS 9760STS 9770STS 9860STS 9870STS S660 S670 S680 S690 OEM: AH138230	\$87
HP332	 <b>Cleaning Shoe Drive Shaft 1641mm</b> Suits 9650STS to 9870STS inclusive OEM: H171186 H150804	\$351
HP470	 <b>Bevel Gear for Auger Gear Box 17 Teeth</b> Suits 6620 7720 8820 (including T2 Models) OEM: H86912	<del>\$130</del> <b>\$101</b>
HP446	 <b>Bevel Gear Vertical Loading Auger 23 Teeth</b> Suits CTS CTSII 9400 9410 9500 9510 9600 9610 9650STS 9660STS 9670STS 9750STS 9760STS 9770STS 9860STS 9870STS OEM: H96294	<del>\$380</del> <b>\$296</b>
<b>Engine Parts</b>		
HP489	 <b>Radiator</b> Suits 7720 7720T2 8820 8820 T2 Includes Cap OEM: AH124728	\$1984
HP519	 <b>Radiator</b> Suits CTS to S/N 655419 9600 above S/N 640301 650mm wide x 860mm high OEM: AH138940 AH169362	<del>\$1900</del> <b>\$1482</b>

Part No.		Price
HP531	 <b>Radiator – HEAVY DUTY</b> Suits 9500 above S/N 640201 9510 9600 above S/N 640301 9610 CTS above S/N 655420 CTSII 660mm wide x 1080mm high OEM: AH169363 AH144719	\$2213
HP532	 <b>Radiator</b> Suits 9650STS to S/N 695500 9750STS to S/N 695500 OEM: AH169364 AH145366	<del>\$3680</del> <b>\$2870</b>
HP487	 <b>Radiator</b> Suits 9650STS above S/N 695501 9750STS above S/N 695501 9660STS 9760STS OEM: AH208052 AH212547 AH168080	\$3791
HP426	 <b>Rotary Screen Pulley</b> Suits CTS CTSII 9400 9410 9500 9510 9600 9650STS to 9870STS inclusive OEM: AH115639	\$113
HP319	 <b>Rotary Screen Idler</b> Suits CTS CTSII 9400 9410 9500 9510 9600 9650STS to 9870STS inclusive OEM: AH140497	\$52
HP331	 <b>Rotary Screen Shaft 756mm</b> Suits 9650STS to 9770STS inclusive OEM: H151146	\$217
TP400	 <b>Water Pump</b> Suits 9500 9600 CTS CTSII OEM: RE55985	\$525
HP341	 <b>Kit – Water Pump (8.1Ltr Diesel) (16 Teeth)</b> Suits 9650STS 9750STS 9660STS 9670STS OEM: RE521502 R503501 R119795	\$402
HP342	 <b>Kit – Water Pump; High-Flow (15 Teeth)</b> Suits 9660STS 9750STS 9760STS OEM: RE521503 RE509599 RE532595	\$644
<b>Engine Output Drive Parts</b>		
HP424	 <b>Rotary Screen Drive Shaft 1343mm</b> Suits 9860STS 9870STS OEM: H175557	<del>\$210</del> <b>\$164</b>
HP520	 <b>Sheave, Reel Pump Drive; Hi-Capacity</b> Suits 9650STS 9660STS 9670STS 9750STS 9760STS 9770STS 9860STS 9870STS OEM: H179058	\$567
HP321	 <b>Idler – Feed Accelerator/Secondary Jackshaft</b> Suits 9650STS to 9870STS inclusive OEM: AH150900	\$129
HP409	 <b>Primary Jackshaft 1840mm 29 Spl</b> Suits 9650STS 9660STS 9670STS 9750STS 9760STS 9770STS 9860STS 9870STS OEM: H214618	<del>\$1225</del> <b>\$956</b>
HP523	 <b>Engine Gear Case Shaft 390mm 29 Spl</b> Suits 9660STS 9670STS 9760STS 9770STS 9860STS 9870STS OEM: AH139118 AH120978	<del>\$830</del> <b>\$647</b>

# HEADER PARTS: JOHN DEERE

Part No.		Price
<b>Feeder House Parts</b>		
	<b>HP379 Reverser Gearbox Shaft 41x465mm 21/24T – 1 Spl internal</b> Suits 9660STS 9670STS 9760STS 9770STS 9860STS 9870STS OEM: H213514	<del>\$872</del>
	<b>HP407 Sheave – Feeder House</b> Suits 9660STS 9760STS 9860STS OEM: AH204587	<del>\$790</del> <b>\$616</b>
	<b>HP448 Inner Sheave – Feeder House</b> Suits 9660STS 9670STS 9760STS 9770STS 9860STS 9870STS OEM: H216332	<b>\$703</b>
	<b>HP339 Sheave – Feeder House</b> Suits CTS CTSII 9400 9410 9500 9510 9600 9610 9650STS 9660STS 9670STS 9750STS 9760STS 9770STS 9860STS 9870STS OEM: AH201417 AH157933	<del>\$475</del> <b>\$371</b>
	<b>HP347 Inner Sheave – Feeder House 317mm</b> Suits CTS CTSII 9400 9410 9500 9510 9600 9610 9650STS 9660STS 9670STS 9750STS 9760STS 9770STS 9860STS 9870STS OEM: H201579	<del>\$630</del> <b>\$491</b>
	<b>HP338 Sheave – Feeder House; Outer, High Capacity</b> Suits 9650STS 9750STS 9650CTS OEM: AH201415	<del>\$510</del> <b>\$398</b>
	<b>HP504 Sheave – Inner; Feeder House, Hi-Capacity</b> Suits 9650STS 9750STS OEM: H158575	<del>\$750</del> <b>\$585</b>
	<b>HP542 Sprocket – Feeder House – 34 teeth</b> Suits 9650STS 9660STS 9750STS 9760STS 9860STS OEM: H119709	<b>\$75</b>
	<b>HP537 Sprocket – Feeder House – 34 teeth</b> Suits 9670STS 9770STS 9870STS OEM: AH219634	<b>\$109</b>
	<b>HP461 Pulley – Fixed Speed; Feeder House 292mm OD</b> Suits 9650STS 9660STS 9750STS 9760STS 9860STS OEM: AH206934	<del>\$550</del> <b>\$429</b>
	<b>HP499 Sprocket – Feeder House Drive 26/38 Teeth</b> Suits 9660STS 9760STS 9860STS OEM: AH218403	<del>\$595</del> <b>\$464</b>
	<b>HP529 Sprocket – Feeder House, 15/22 Teeth</b> Suits CTS CTSII 9400 9410 9450 9510 9600 9610 9650 9650CTS 9650STS OEM: AXE10874 AH149349	<b>\$290</b>
	<b>HP368 Sprocket – Feeder House Drive 22/26 Teeth</b> Suits 9660STS 9760STS 9860STS OEM: AH203076	<b>\$385</b>
	<b>HP541 Upper Feeder House Shaft RH Stub</b> Suits CTS CTSII 9400 9500 9600 OEM: H129681	<del>\$495</del> <b>\$386</b>

Part No.		Price
	<b>HP435 Shield – LH Rear Feeder House Drive</b> Suits 9660STS 9670STS 9760STS 9770STS 9860STS 9870STS OEM: H205822	<del>\$240</del> <b>\$187</b>
	<b>HP484 Feeder House Floor – Bottom</b> Suits 9650STS 9750STS OEM: AH147800	<b>\$1710</b>
	<b>HP540 Feeder House – Floor</b> Suits 9650STS below S/N 696895 9750STS below S/N 696324 OEM: AH169667	<del>\$185</del> <b>\$144</b>
	<b>HP410 Floor Assembly – Feed House</b> Suits 9650STS 9660STS 9670STS 9750STS 9760STS 9770STS 9860STS 9870STS S660 S670 S680 S690 S760 S770 S780 S790 OEM: AH154691	<b>\$1250</b>
	<b>HP494 Feeder House – Floor</b> Suits 9650STS 9660STS 9670STS 9750STS 9760STS 9770STS 9860STS 9870STS S660 S670 S680 S690 OEM: AH218352 AH166918 AXE15498 AXE24554	<b>\$1865</b>
	<b>HP389 Seal – Feed Plate – Stainles Steel</b> Suits CTS CTSII 9400 9410 9500 9510 9650CTS 9660CTS 9650STS 9660STS 9670STS 9750STS 9760STS 9770STS 9860STS 9870STS S660 S670 S680 S690 OEM: H173904	<b>\$280</b>
	<b>HP385 Feeder Drum Shaft 1340mm</b> Suits 9400 9410 9500 9510 CTS CTSII 9650STS 9750STS OEM: H123734	<b>\$180</b>
	<b>HP366 Feeder House, Lower Shaft (Narrow) 1800mm 21 Spl</b> Suits 9650STS 9660STS 9670STS 9750STS 9760STS 9770STS 9860STS 9870STS OEM: H202940	<del>\$650</del> <b>\$507</b>
	<b>HP442 Arm – Feeder House Roller 420mm</b> Suits 9400 9410 9500 9510 9600 9610 CTS CTSII 9650STS 9750STS OEM: AH126091	<del>\$77</del> <b>\$60</b>
	<b>HP357 Arm – Feeder House Roller 417mm 28mm Hex</b> Suits 9660STS 9760STS 9860STS OEM: H172476	<b>\$349</b>
	<b>HP390 Arm – Feeder House Roller 420mm 30mm Hex</b> Suits 9660STS 9760STS 9860STS OEM: H213921	<del>\$480</del> <b>\$312</b>
	<b>HP495 Arm – Feeder House Roller 420mm</b> Suits 9660STS 9760STS 9860STS OEM: AH218367	<del>\$136</del> <b>\$106</b>
	<b>HP447 Arm – Feeder House Roller 432mm</b> Suits 9670STS 9770STS 9870STS OEM: AH226296	<del>\$136</del> <b>\$106</b>
	<b>HP498 Idler Arm – Feeder House</b> Suits 9650STS 9660STS 9670STS 9750STS 9770STS 9870STS OEM: AH168397	<del>\$230</del> <b>\$179</b>

# HEADER PARTS: JOHN DEERE

Part No.		Price
<b>Feeder House Parts continued</b>		
<b>HP454</b>	<b>Upper Feeder House Shaft 1600mm</b> Suits 9410 9510 9650STS 9660STS 9750STS 9760STS 9860STS CTSII OEM: H156576	<b>\$1061</b>
<b>HP386</b>	<b>Upper Feeder House Shaft 1600mm</b> Suits 9660STS 9670STS 9760STS 9770STS 9860STS 9870STS OEM: H203850	<b>\$1067</b>
<b>HP391</b>	<b>Bearing Housing</b> Suits CTS CTSII 9400 9410 9500 9510 9600 9610 9650STS 9660STS 9670STS 9750STS 9760STS 9770STS 9860STS 9870STS S660 S670 S680 S690 OEM: H203950 H75329 H99149	<b>\$195</b>
<b>HP474</b>	<b>Bracket – Upper Feeder House Shaft</b> Suits CTS CTSII 9400 9410 9500 9510 9600 9610 9650STS 9660STS 9670STS 9750STS 9760STS 9770STS 9860STS 9870STS S660 S670 S680 S690 OEM: H147482	<del>\$42</del> <b>\$33</b>
<b>HP508</b>	<b>Feeder Roller Shaft 1333mmx32mm Hex</b> Suits 9660STS 9670STS 9760STS 9770STS 9860STS 9870STS OEM: H218671	<del>\$235</del> <b>\$183</b>
<b>HP392</b>	<b>Feeder House Shaft – Lower 1797mm</b> Suits 9670STS 9770STS 9870STS OEM: H224011	<b>\$790</b>
<b>HP421</b>	<b>Feeder House Shaft 114mm</b> Suits 9400 9410 9500 9510 9600 9610 CTS CTSII 9650STS to 9870STS inclusive OEM: AH125454	<b>\$231</b>
<b>HP354</b>	<b>Pin – Pinion Gear – Feeder House 78mm</b> Suits 9650STS to 9770STS inclusive OEM: Z61813	<b>\$50</b>
<b>HP362</b>	<b>Gear – Pinion – Feeder House 14/24 Teeth</b> Suits 9650STS to 9770STS inclusive OEM: Z12714	<b>\$500</b>
<b>HP349</b>	<b>Deck Plate Indicator Shaft</b> Suits CTS CTSII 9400 9410 9500 9510 9600 9610 9650STS 9660STS 9670STS 9750STS 9760STS 9770STS 9860STS 9870STS S660 S670 S680 S690 OEM: R111692	<del>\$50</del> <b>\$39</b>
<b>HP486</b>	<b>Reverser Gearbox Shaft 35mm x 46mm 21Spl/24Spl – 21Spl internal</b> Suits 9650STS 9660STS 9750STS 9760STS 9860STS OEM: H177985	<b>\$560</b>
<b>HP320</b>	<b>Guide – Chain; Feeder House – Wooden</b> Suits CTS CTSII 9400 9410 9500 9510 9600 9610 9650STS 9750STS OEM: H130530	<del>\$63</del> <b>\$49</b>
<b>HP503</b>	<b>Gear – Pinion – Feeder House 14/29 Teeth</b> Suits 9660STS 9670STS 9760STS 9770STS 9860STS 9870STS OEM: CE18522	<b>\$350</b>

Part No.		Price
<b>HP466</b>	<b>Input Gear – Feeder House 180mm, 21Teeth</b> Suits 9660STS 9670STS 9760STS 9770STS 9860STS OEM: H207015	<b>\$550</b>
<b>Hydraulic Parts</b>		
<b>HP536</b>	<b>Cooler Hydraulic</b> Suits 9400 9500 9510 9600 9610 CTS CTSII OEM: AH149588 AH145232	<b>\$1550</b>
<b>HP370</b>	<b>Hydraulic Cylinder – Fore/Aft</b> Suits 900 Series Flex 900 Series Rigid 925D – 936D Draper Fronts LH Only OEM: AH173229	<b>\$541</b>
<b>Steering</b>		
<b>HP408</b>	<b>Power Steering Cylinder End</b> Suits CTS CTSII 9400 9410 9500 9510 9600 9610 OEM: AH204612	<b>\$139</b>
<b>HP427</b>	<b>LH Stub Axle</b> Suits CTS CTSII 9400 9500 9510 9600 9610 OEM: AH125654	<b>\$644</b>
<b>HP428</b>	<b>RH Stub Axle</b> Suits CTS CTSII 9400 9500 9510 9600 9610 OEM: AH173844 AH125655	<b>\$641</b>
<b>Transmission and Final Drive Parts</b>		
<b>HP465</b>	<b>Final Drive Pinion 11 Teeth</b> Suits 9400 9410 9500 9510 9600 CTS II OEM: H157014	<b>\$216</b>
<b>HP482</b>	<b>Final Drive Pinion 10 Teeth</b> Suits 9650STS to 9870STS inclusive OEM: H167722	<b>\$618</b>
<b>HP457</b>	<b>Final Drive Coupler, 100mm x 23 Spl</b> Suits 7720 to 8820T2 OEM: H106283	<del>\$75</del> <b>\$57</b>
<b>HP423</b>	<b>Final Drive Coupler 100mm x 18 Spl</b> Suits 9400 to 9610 inclusive CTS CTSII 9650STS to 9750STS 9660STS 9670STS 9760STS 9770STS 9870STS OEM: H165510	<b>\$67</b>
<b>HP453</b>	<b>Axle Spacer Drive Shaft 95mm x 18 Spl</b> Suits 9650STS 9660STS 9670STS 9750STS 9760STS 9770STS 9860STS 9870STS OEM: H176465	<del>\$90</del> <b>\$70</b>
<b>HP432</b>	<b>Axle Drive Shaft RH 1600mm x 18 Spl</b> Suits 9400 9410 9500 9510 9650STS 9660STS 9750STS 9760STS 9770STS 9870STS OEM: H165665	<b>\$500</b>
<b>HP433</b>	<b>Axle Drive Shaft LH 727mm x 18 Spl</b> Suits 9400 9410 9500 9510 9650STS 9660STS 9750STS 9760STS 9770STS 9870STS OEM: H165666	<b>\$535</b>

# HEADER PARTS: JOHN DEERE

Part No.		Price
<b>Transmission and Final Drive Parts continued</b>		
HP384	 <b>Hydrostatic Pump Shaft 286mm x 23 Spl</b> Suits 9400 to 9610 inclusive CTS CTSII OEM: H133660	<del>\$350</del> <b>\$273</b>
HP460	 <b>Hydro Drive Motor Shaft 314mm x 23/26 Spl</b> Suits 9650STS 9660STS 9750STS 9670STS 9760STS 9770STS 9870STS 9860STS OEM: AZ56818	<b>\$776</b>
HP429	 <b>Ring &amp; Pinion – Final Drive Shaft 18 Teeth, 300mm x 18 Spl</b> Suits CTS CTSII 9400 to 9610 inclusive 9650STS to 9870STS inclusive OEM: H165662	<b>\$390</b>
HP430	 <b>Final Drive Pinion Shaft 390mm x 18 Spl</b> Suits CTS 9400 to 9610 inclusive 9650STS to 9870STS inclusive OEM: H165663	<b>\$410</b>
HP431	 <b>Ring &amp; Pinion Final Drive Shaft 457mm x 18 Spl</b> Suits 9400 9410 9500 9510 9650STS 9660STS 9670STS 9750STS 9760STS 9770STS 9860STS 9870STS OEM: H165664	<b>\$325</b>
HP329	 <b>Spindle, Rear Axle</b> Suits 9650STS 9660STS 9670STS 9750STS 9760STS 9770STS 9860STS 9870STS OEM: H201111	<del>\$820</del> <b>\$640</b>
HP359	 <b>Hub Assembly</b> Includes Bearing Cup, Seal, Wheel Studs Suits CTS CTSII 9400 9410 9500 9510 9600 9610 OEM: H173846	<del>\$620</del> <b>\$484</b>
<b>Walker Parts</b>		
HP302	 <b>Walker Blocks (1 Set of 2 Halves)</b> <b>Suits Front or Rear 1½" Crank</b> Suits 7720 7720 T2 8820 8820 T2 OEM: H92589 H119614	<b>\$62</b>
HP303	 <b>Walker Block (1 Set of 2 Halves) Wood</b> Suits 9400 above S/N 635181 9500 above S/N 636926 9600 above S/N 936084 OEM: H140677	<b>\$47</b>
HP304	 <b>Walker Block (1 set of 2 Halves) Wood</b> <b>Replaces Aluminium Blocks – 39.8mm</b> Suits 9400 above S/N 650101 9500 above S/N 650201 9510 9600 above S/N 650301 9610 OEM: H168158 H147747 H147748	<b>\$70</b>
HP305	 <b>Walker Block (1 Set of 2 Halves)</b> <b>Slightly Undersize to suit Worn Shafts</b> <b>36.5mm – Replaces Aluminium Blocks</b> Suits 9400 above S/N 650101 9500 above S/N 650201 9510 9600 above S/N 650301 9610	<del>\$84</del> <b>\$66</b>
<b>Wind Fan Parts</b>		
HP396	 <b>Vari Speed Sheave Inner (on Fan Shaft)</b> Suits 7720 7720 T2 8820 8820 T2 OEM: H100009 H173726	<b>\$250</b>




Part No.		Price
HP397	 <b>Vari Speed Sheave – Outer (On Fan Shaft)</b> Suits 7720 7720 T2 8820 8820 T2 OEM: H97600	<b>\$325</b>
HP398	 <b>Vari Speed Sheave Inner (On Secondary Countershaft)</b> Suits 7720 7720 T2 8820 8820 T2 OEM: H93503	<b>\$155</b>
HP399	 <b>Vari Speed Sheave Outer On Secondary Countershaft</b> Suits 7720 7720 T2 8820 8820 T2 OEM: H100794	<b>\$160</b>
HP440	 <b>Sheave – Inner – Fan Drive Standard Speed</b> Suits 9660STS 9760STS 9860STS OEM: H206016	<del>\$290</del> <b>\$226</b>
HP473	 <b>Sheave – Inner Driver 257mm Dia</b> Suits 9400 above S/N 670101 9650CTS below S/N 690464 9650STS below S/N 691595 9750STS below S/N 691222 OEM: H157219	<del>\$525</del> <b>\$410</b>
HP475	 <b>Sheave 403mm</b> Suits CTS 9400 Below S/N670100 9500 below S/N 670200 9600 below S/N 670300 OEM: H127496	<b>\$355</b>
HP477	 <b>Fan Sheave – Inner 260mm Dia</b> Suits 9650STS above S/N 691596 9750STS above S/N 691122 9660STS 9760STS 9860STS OEM: H167535	<b>\$376</b>
HP476	 <b>Fan Sheave – Outer 260mm Dia</b> Suits 9650STS above S/N 690465 9660STS above S/N 715411 9670STS 9750STS above S/N 691223 9760STS above S/N 715411 9770STS 9870STS OEM: H167534	<b>\$405</b>
HP325	 <b>Fan Sheave – Inner Std Speed 330mm Dia</b> Suits 9650STS 9670STS 9750STS 9770STS 9870STS (S660 S670 S680 S690) all below S/N 785001 OEM: H161051	<b>\$572</b>
HP395	 <b>Fan Sheave – Outer 330mm Dia 3 Pin Version</b> 9650STS 9750STS OEM: H204179	<b>\$723</b>
HP420	 <b>Fan Sheave – Outer 330mm Dia</b> Suits CTS CTSII 9400 9410 9500 9510 9600 9610 9650CTS OEM: H153040	<del>\$400</del> <b>\$312</b>
HP355	 <b>Fan Sheave – 330mm Dia – Single Fin</b> Suits CTS CTSII 9400 9410 9500 9510 9600 9610 9650CTS OEM: H152190	<del>\$470</del> <b>\$367</b>
HP525	 <b>Fan Thrust Bearing</b> Suits CTS CTSII 9400 9410 9500 9510 9600 9610 9650CTS 9660CTS 9650STS 9660STS 9670STS 9750STS 9760STS 9770STS 9860STS 9870STS OEM: H229175	<b>\$75</b>
HP500	 <b>Fan Blade – 1330mm</b> Suits 9650STS 9750STS 12 per Machine OEM: H158420	<b>\$119</b>

# HEADER PARTS: JOHN DEERE

Part No.		Price
<b>Wind Fan Parts continued</b>		
HP449	<b>Fan Blade 1330mm</b> 9660STS 9670STS 9760STS 9770STS 9860STS 9870STS S660 above S/N 745100 S670 above S/N 745100 S680 above S/N 745100 S690 above S/N 745100 12 per Machine OEM: H206345	<b>\$118</b>
HP375	<b>Fan Drive Shaft 1667mm</b> Suits 9650STS above S/N 691956 9750STS above S/N 691223 9660STS 9760STS 9860STS 9770STS 9870STS (S660 S670 S680 S690) all S/N 745100-78500 OEM: H173376	<b>\$744</b>
HP496	<b>Fan Drive Shaft Speed 254mm</b> Suits CTS CTSII 9400 9410 9500 9510 9600 9610 9650STS 9660STS 9670STS 9750STS 9760STS 9770STS 9860STS 9870STS S660 S670 S680 S690 OEM: H128384	<del>\$68</del> <b>\$53</b>
HP683	<b>Redesigned Fan Brackets (Pair)</b> Suits 9660STS to 9870STS S660 S670 S680 S690 S760 S770 S780 S790 Loactes the fan accurately, eliminates dead spots, better air control OEM: H167613 H167614	<b>\$180 pair</b>
<b>General Parts</b>		
HP517	<b>Cab Blower Motor</b> Suits 9400 to 9610 CTS CTSII 9650STS 9660STS 9750STS 9760STS OEM: H167731 H128925	<b>\$206</b>
HP518	<b>Cab Evaporator Heater Motor</b> Suits 9400 9410 9500 9510 9600 9610 OEM: H128926	<b>\$195</b>
HP402	<b>Alternator, Bosch – 95 Amp</b> Suits CTS CTSII 9400 9410 9500 9510 9600 9610 9650STS 9660STS 9750STS 9760STS 9860STS OEM: TY24485	<b>\$431</b>
HP336	<b>Alternator, Presto – 185 Amp</b> Suits 9650STS 9660STS 9750STS 9760STS 9860STS OEM: H211398	<b>\$783</b>
HP481	<b>Alternator – 200 Amp</b> Suits 9660STS 9670STS 9760STS 9770STS 9860STS 9870STS S660 S670 S680 S690 S760 S770 S780 S790 OEM: AXE17691, Replaces AH229090, RE210793, A-RE555751, SE501826, SE502688	<b>\$644</b>
TP562	<b>Starter Motor - 12V</b> HD Planetary Gear Reduction, 10 Tooth - 3 bolt clockwise rotation Suits 6620 7700 7720 8820 9500 9600 Replaces 1113391 1113672 AMX34112	<b>\$819</b>
HP335	<b>Lever, Handle – Elevator Doors</b> Suits CTS 9400 to 9600 Series 9650STS to 9870STS S660 S670 S680 S690 S760 S770 S780 S790 OEM: H161342	<b>\$38</b>

Part No.		Price
HP480	<b>Bracket, Latch</b> Suits 9650STS 9660STS 9670STS 9750STS 9760STS 9770STS 9860STS 9870STS S660 S670 S680 S690 S760 S770 S780 S790 OEM: H177647	<del>\$16</del> <b>\$12</b>
HP318	<b>Plate, Clutch Drive (4 Per Set)</b> Used on Separator Drive, Wet Clutch & Pump Drive Shaft Suits CTS CTSII 9400 9410 9500 9510 9600 9610 9650STS 9660STS 9750STS 9760STS 9860STS OEM: T70309	<del>\$58</del> <b>\$45</b>
HP361	<b>Jackshaft, Straw Chopper &amp; Discharge Beater</b> Suits 9650STS 9660STS 9670STS 9750STS 9760STS 9860STS 9870STS OEM: H222676	<del>\$325</del> <b>\$254</b>
HP393	<b>Clutch Disc</b> Suits 9770STS 9870STS OEM: RE294017	<del>\$55</del> <b>\$43</b>
HP422	<b>Clutch Disc Separator Drive &amp; PTO</b> Suits CTS CTSII 9400 9410 9500 9510 9600 9610 9650STS 9660STS 9670STS 9750STS 9760STS 9770STS 9860STS 9870STS OEM: H125490	<del>\$75</del> <b>\$59</b>
HP492	<b>Slip Clutch</b> Suits CTS CTSII 9400 9410 9500 9510 S660 S670 S680 S690 S760 S770 S780 S790 OEM: H128265	<del>\$21</del> <b>\$16</b>
HP485	<b>Sprocket, Idler; 15 Teeth / 60 Chain</b> Suits CTS CTSII 9400 9410 9500 9510 9600 9610 9650STS 9660STS 9670STS 9750STS 9760STS 9770STS 9860STS 9870STS S660 S670 S680 S690 OEM: AE27909	<b>\$49</b>
HP505	<b>Gas Strut</b> Suits 9400 to 9610 inclusive CTS CTSII 9650STS 9660STS 9670STS 9750STS 9760STS 9770STS 9860STS 9870STS OEM: H128597 H161391 H161392	<b>\$79</b>
HP506	<b>Gas Strut</b> Suits 9400 to 9610 inclusive CTS CTSII 9650STS 9660STS 9670STS 9750STS 9760STS 9770STS 9860STS 9870STS OEM: H128598	<del>\$77</del> <b>\$60</b>
HP394	<b>Blower Motor – 3 speed/3 wires</b> Suits 9670STS 9770STS 9870STS 9.5mm shaft OEM: AXE14069	<del>\$240</del> <b>\$187</b>
HP327	<b>Bushing</b> Suits CTS CTSII S660 S670 S680 S690 OEM: H131087	<b>\$12</b>
HP401	<b>Flanged Idler 2B x 222mm</b> Suits 6620 to 8820T2 inclusive 9410 to 9610 inclusive OEM: H94450	<b>\$96</b>

# HEADER PARTS: JOHN DEERE












Part No.		Price
<b>General Parts continued</b>		
<b>HP535</b> 	<b>Idler – Rotary Screen</b> Suits all 9650STS – 9870STS inclusive OEM: H169549	<b>\$65</b>
<b>HP490</b> 	<b>Belt Tensioner</b> Suits 9650STS 9660STS 9670STS 9750STS 9760STS 9770STS OEM: RE518097 RE68715	<b>\$190</b>
<b>HP324</b> 	<b>Rear Beater Shaft 1600mm</b> Suits 9650STS to 9870STS inclusive OEM: H161010	<b>\$675</b>

Part No.		Price
<b>HP497</b> 	<b>Front Beater Shaft 1615mm</b> Suits 9650STS 9750STS 9660STS 9760STS 9860STS 9670STS 9770STS 9870STS S660 S670 S680 S690 S760 S770 S780 S790 OEM: H158386	<b>\$450</b>
<b>HP568</b>	<b>Feed Accelerator Wear Plate</b> Suits 9650STS to 9870STS inclusive OEM: H165407	<b>\$25</b>
<b>HP548</b> 	<b>Electric Actuator 12" Stroke – Chopper</b> Suits 9650STS to 9870STS inclusive operates to position Chopper OEM: AXE23606 H209992	<b>\$1505</b>














# HEADER PARTS: NEW HOLLAND












Part No.		Price
<b>Auger Parts</b>		
 <b>HP062</b>	<b>Upper Unloading Auger Gearbox Shaft 160mm 15T/21 Spl</b> Suits all CR and CX Models OEM: 87331114	<b>\$554</b>
 <b>HP139</b>	<b>Lower Unloading Auger Gearbox Shaft 199mm 8/21 Spl</b> Suits all CR and CX models OEM: 86623219	<b>\$205</b>
 <b>HP609</b>	<b>Bevel Gear – Bubble up Auger Gear Box Shaft 155mm 13T/15 Spl</b> Suits TR70 TR86 TR87 TR88 OEM: 247762	<b>\$620</b>
 <b>HP626</b>	<b>Bubble up Gear Box Shaft 238mm 10T/21 Spl</b> Suits TR89 TR98 TR99 OEM: 86547827	<b>\$1431</b>
 <b>HP089</b>	<b>Shoe Shaker – Upper – Wide Frame</b> Suits CR970 CR980 CR9070 CR9080 OEM: 87491650 84462359	<del>\$3100</del> <b>\$2800</b>
 <b>HP622</b>	<b>Upper Shaker Shoe – Narrow</b> Suits CR940 CR960 CR9040 CR9060 OEM: 87317335	<del>\$3000</del> <b>\$2700</b>
<b>Chaffer and Sieve Area Parts</b>		
 <b>HP118</b>	<b>Arm – Lower Shaker Shoe</b> Suits CR9040 CR9060 CR9070 CR8070 CR8080 CX8090 OEM: 87562561	<b>\$98</b>
 <b>HP598</b>	<b>Bush – Grain Tray and Shaker Shoe</b> Suits TR86 87 88 96 97 98 89 99 NH8060 8080 TX34 TX64 TX66 TX68 CX840 CX860 CX880 CX8070 CX8080 CX8090 CR920 CR940 CR960 CR970 CR9040 CR9060 CR9070 OEM: 84000052 398810 190068 620803	<b>\$7.30 ea</b>
 <b>HP226</b>	<b>Arm – Shaker Shoe Drive</b> Suits CR940 CR960 CR970 CR9040 CR9060 CR9070 OEM: 87317702	<b>\$421</b>
 <b>HP157</b>	<b>Arm – Upper Shaker Shoe</b> Suits CR models to CR9090 OEM: 87314041	<b>\$249</b>
 <b>HP167</b>	<b>Arm – Upper Shoe Drive – LH</b> Suits CR models to CR9090 OEM: 87314571	<b>\$210</b>
 <b>HP168</b>	<b>Arm – Upper Shoe Drive – RH</b> Suits CR models to CR9090 OEM: 87314573	<b>\$210</b>
 <b>HP059</b>	<b>Bushing – Shoe Arm, Upper</b> Suits CR940 CR960 CR970 CR9040 CR9060 CR9070 CX840 CX860 CX880 CX8070 CX8080 CX8090 OEM: 9811082	<del>\$125</del> <b>\$98</b>
 <b>HP044</b>	<b>Housing – Bearing; Shaker Shoe Drive</b> Suits CR940 CR960 CR970 CR9040 CR9060 CR9070 CX840 CX860 CX880 CX8070 CX8080 CX8090 OEM: 84320474	<del>\$125</del> <b>\$98</b>

Part No.		Price
 <b>HP206</b>	<b>Housing – Bearing; Shoe Drive, Upper</b> Suits CR940 CR960 CR970 CR9040 CR9060 CR9070 CX840 CX860 CX880 CX8070 CX8080 CX8090 OEM: 84446877 84097461 94032313	<b>\$18.50</b>
 <b>HP026</b>	<b>Housing – Shaker Shoe (2 Halves required)</b> Suits CR940 CR960 CR970 CR9040 CR9060 CR9070 CX840 CX860 CX880 CX8070 CX8080 CX8090 OEM: 320033 80320033	<b>\$15.40ea</b>
 <b>HP172</b>	<b>Roller – Cleaning Shoe Pivot Frame</b> Suits CR940 CR960 CR970 CR9040 CR9060 CR9070 CX840 CX860 CX880 CX8070 CX8080 CX8090 OEM: 434817 80434817	<b>\$44</b>
 <b>HP042</b>	<b>Support – Upper Shoe Drive LH</b> Suits CR940 CR960 CR970 CR9040 CR9060 CR9070 CX840 CX860 CX880 CX8070 CX8080 CX8090 OEM: 84320470	<b>\$210</b>
<b>HP164</b>	<b>Support – Upper Shoe Drive LH</b> Suits CR940 CR960 CR970 CR9040 CR9060 CR9070 CX840 CX860 CX880 CX8070 CX8080 CX8090 OEM: 84334452	<b>\$85</b>
 <b>HP165</b>	<b>Support – Upper Shoe Drive RH</b> Suits all CR & CX Models OEM: 84334453	<del>\$85</del> <b>\$66</b>
 <b>HP043</b>	<b>Support – Upper Shoe Drive RH</b> Suits CR940 CR960 CR970 CR9040 CR9060 CR9070 CX840 CX860 CX880 CX8070 CX8080 CX8090 OEM: 84320472	<b>\$216</b>
 <b>HP126</b>	<b>Bushing – Upper Shaker Shoe</b> Suits all CR and CX models OEM: 84052651	<b>\$11.30</b>
 <b>HP236</b>	<b>Bushing – Upper Shaker Shoe 21mm Hole</b> Suits all CR, CX and TX models OEM: 338222 80338222	<b>\$6.20</b>
 <b>HP254</b>	<b>Rubber Bush – Upper Shoe Drive 28mm Hole</b> Suits all CR and CX models OEM: 442446 80442446 89811662 9838354 84459072	<b>\$55</b>
 <b>HP262</b>	<b>Bushing – Cleaning Shoe Pivot Frame</b> Suits all CR, CX and TX models OEM: 429232	<b>\$14.40</b>
 <b>HP099</b>	<b>Cleaning Shoe Shaft 210mm</b> Suits all CR and CX models TX36 TX66 TX68 OEM: 9831928 428648	<del>\$100</del> <b>\$78</b>













# HEADER PARTS: NEW HOLLAND

Part No.		Price
<b>Chaffer and Sieve Area Parts continued</b>		
<b>HP280</b> 	<b>Sprocket – Driven – Unloading Drive 25 Teeth</b> Suits all CR & CX Models OEM: 84069795	<b>\$120</b>
<b>HP225</b> 	<b>Sprocket – Idler – Unloading Drive 15 Teeth</b> Suits all CR & CX Models OEM: 86627639	<b>\$58</b>
<b>HP277</b> 	<b>Sprocket – Unloading Drive 25 Teeth</b> Suits all CR & CX Models OEM: 84069770	<b>\$78</b>
<b>HP279</b> 	<b>Sprocket – Unloading Drive 38 Teeth</b> Suits all CR & CX Models OEM: 84069777	<b>\$100</b>
<b>Engine Parts</b>		
<b>HP116</b> 	<b>Water Pump</b> Suits CR9070 OEM: 504102491 504079715	<b>\$366</b>
<b>Engine Output Drive Parts</b>		
<b>HP594</b> 	<b>Separator Clutch Plate</b> 2 per Harvester Suits TR70 TR85 TR86 TR87 TR88 TR89 TR95 TR96 TR97 TR98 TR99 OEM: 9820504 80251106	<b>\$211 ea</b>
<b>Steering</b>		
<b>HP633</b> 	<b>Tie Rod End – LH &amp; RH</b> Suits all CR and CX models – Fits Power Steering Cylinder Ends OEM: 84814042	<b>\$175</b>
<b>HP133</b> 	<b>Tie Rod End</b> Suits CR920 CR940 CR960 CR970 CR9040 CR9060 CR9070 CX840 CX860 CX880 CX8070 CX8090 Fits ends of long tie rod and inner ends of lower steering cylinder OEM: 84442906	<b>\$129</b>
<b>Transmission and Final Drive Parts</b>		
<b>HP275</b> 	<b>Transmission Output Shaft 22 Spl/8 Spl x 352mm</b> Suits CR940 CR960 CR970 CR9040 CR9060 CR9070 CR9080 CR9090 CR7.90 CR8.90 CR9.90 CR10.90 CX840 CX860 CX880 CX8070 CX8080 CX8090 CX8.80 CX8.90 OEM: 84069687	<b>\$420</b>
<b>HP596</b> 	<b>Brake Disc 26 Spl</b> Suits 8060 8070 8080 TX34 TX36 TR85 TR86 TR87 TR95 TR96 TR97 OEM: 89512098 89508667 80381512	<del>\$130</del> <b>\$101</b>
<b>HP457</b> 	<b>Drive Axle Coupling 23 Spl 38 x 100mm</b> Suits TR70 TR85 before S/N 308085 OEM: 272675 633483	<b>\$73</b>

Part No.		Price
<b>HP593</b> 	<b>Drive Axle Coupling 22 Spl 44 x 100mm</b> Suits TR85 TR95 TR86 TR87 TR88 TR89 TR97 TX34 TX64 TX66 TX68 8060 8070 8080 OEM: 445956 80445956 381823	<del>\$114</del> <b>\$57</b>
<b>HP252</b> 	<b>Planetary Drive Coupling 22 Spl</b> Suits all CR and CX models OEM: 84438982	<b>\$166</b>
<b>HP636</b> 	<b>Planetary End Reduction Pinion Shaft</b> 23 Spl, 11 Teeth 277mm Suits CR940 CR960 CR9040 CR9060 CX820 CX840 CX8070 OEM: 84069419	<b>\$250</b>
<b>HP057</b> 	<b>Axle Drive Shaft RH</b> 22 Spl 44 x 1057mm Suits CR920 CR940 CR960 CR970 CR9040 CR9060 CR9070 CX840 CX860 CX880 CX8070 CX8080 OEM: 84440991	<b>\$310</b>
<b>HP032</b> 	<b>Axle Drive Shaft LH</b> 22 Spl 44 x 664mm Suits CR960 CR970 CR980 CR9060 CR9070 CR7.90 CR8.90 CR9.90 CR10.90 CX840 CX860 CX880 CX8070 CX8080 CX8090 CX8.80 CX8.90 OEM: 84440162	<b>\$590</b>
<b>HP034</b> 	<b>Axle Drive Shaft RH</b> 22 Spl 44 x 924mm Suits CR970 CR980 CR9070 CX840 CX860 CX880 CX8070 CX8080 CX8090 OEM: 84440165 84440967 84440965	<b>\$593</b>
<b>HP053</b> 	<b>Axle Drive Shaft LH</b> 22 Spl 44 x 977mm Suits all CR and CX models OEM: 84440951	<b>\$560</b>
<b>HP054</b> 	<b>Axle Drive Shaft LH</b> 22 Spl 44 x 1238mm Suits all CR and CX models OEM: 84440957	<b>\$470</b>
<b>HP055</b> 	<b>Axle Drive Shaft RH</b> 22 Spl 44 x 1187mm Suits CR970 CR980 CR9070 CX860 CX880 CX8080 CX8090 OEM: 84440974	<b>\$490</b>
<b>HP276</b> 	<b>Differential Shaft – With Lock</b> 22 Spl 434mm Suits all CR and CX models OEM: 84069688	<b>\$410</b>
<b>HP207</b> 	<b>Propulsion Drive Shaft</b> 13/37 Spl 335mm Suits all CR and CX models OEM: 84806882	<del>\$1050</del> <b>\$900</b>



# HEADER PARTS: NEW HOLLAND

Part No.		Price
<b>General</b>		
TP016	 <b>Cab Fan - 3 Speed - 12V</b> 8mm Double shaft - 340mm x 90mm body Suits 8060 8070 8080 TR88 TR98 OEM: 87725362 274653	\$237
HP637	 <b>Sieve Adjuster – Linear Actuator</b> Suits all CR and CX models OEM: 84053684 84335407 	\$2239
HP610	 <b>Linear Actuator – Sieve Levelling</b> Suits all CR and CX models OEM: 87522008	\$2544
HP038	 <b>Gas Strut – LH Cab Door</b> Suits all CR and CX models OEM: 84320293	<del>\$52</del> <b>\$41</b>
HP149	 <b>A/C Compressor with Clutch</b> Suits CR940 CR9040 CR9060 CR9070 OEM: 86993463 86992688 47809628	<del>\$770</del> <b>\$601</b>







Part No.		Price
HP175	 <b>Receiver / Drier</b> Suits CR940 CR960 CR970 CR9040 CR9060 CR9070 OEM: 295006A1 47821526	<del>\$72</del> <b>\$56</b>
HP678	 <b>Rotor Coupling Chain Kit (one per harvester)</b> \$50 Duplex 3/4" – suits all TR's up to and including TR98 19 Links & one Conn Link	\$50
HP676	 <b>Gear Box Coupler Chain Kit (two per harvester)</b> \$44ea Duplex 5/8" – suits all TR's up to and including TR98 23 Links & one Conn Link	\$44ea
HP772	 <b>Drive Bushing Chaff Spreader</b> Suits CX840 CX860 CX880 OEM: 87380171	\$57

# HEADER PARTS: AGCO/GLEANER/ MASSEY FERGUSON

Part No.		Price
<b>Accelerator Rolls</b>		
HP001	 <b>Accelerator Rollers Bolt on type - Set of 4</b> OEM Quality Rubber - 525mm Suits Agco – R40 R50 R60 R70 R42 R52 R62 R72 OEM: 71352611 71339372 71327820	\$272 set



Part No.		Price
<b>Walker Parts</b>		
HP579	 <b>Walker Blocks</b> Suits 510 550 750 850 OEM: 836784M92	\$60
HP581	 <b>Walker Blocks</b> Suits 760 860 OEM: 836751M92	<del>\$75</del> <b>\$59</b>





2  
0  
2  
1  
  
H  
A  
R  
V  
E  
S  
T

# TRACTOR PARTS CATALOGUE

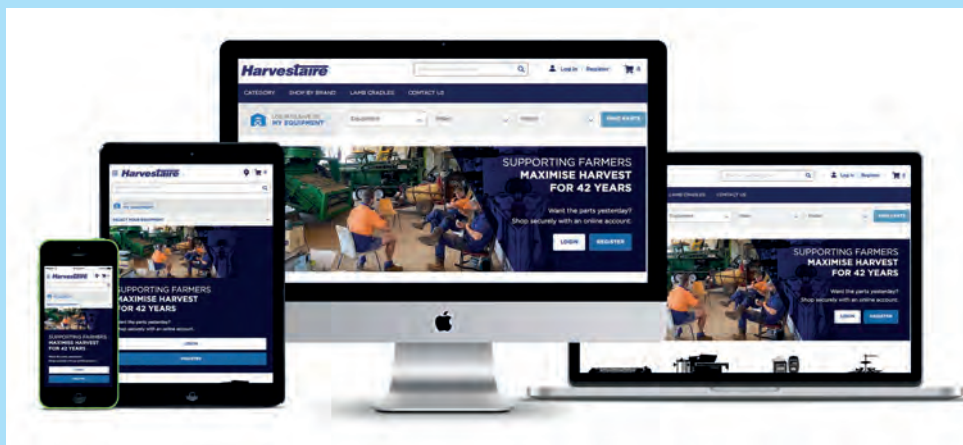


☎ 08 9344 7433

✉ sales@harvestaire.com.au

🌐 harvestaire.com.au

**Harvestaire** PTY. LTD.  
Since 1980



## VISIT OUR BRAND NEW ONLINE STORE

Over the last 42 years, Harvestaire have sold more than 12 000 unique parts to close to 9700 dealers, resellers, mechanics and farmers. Our Harvestaire Quicktrip Lamb Marking Cradle has become the tool of choice across Australia and is currently used by over 5000 famers.

We have distributed nearly 400 000 Header and Tractor parts catalogues across Australia during this time and the Harvestaire catalogue has become an institution for generations of Farmers.

And although our Header & Tractor parts catalogue will always be here, Harvest 2021 sees the biggest single change to the way you can interact with us since we switched off our fax machines. This Harvest we are launching our online store, it will be a staged go live starting mid-July 2021 and our entire catalogue will be available online come 1 September 2021. Rest assured our trusted sales team and parts interpreters will still be here to guide you when needed.

### Some of the key benefits of using our online store:

- **Price and availability** on all our items including Manufacturing lead times for Harvestaire products.
- **Estimated time of dispatch** for your order including real time **tracking** once we have dispatched the goods.
- **Request a part** form – the ability to request us to source parts for you.
- **Cost certainty** – our system has been setup in such a way so that you know upfront how much freight cost will be.
- **Copy previous orders** or generate an estimate for yourself.
- **Accounts self-service**, reprint invoices, statements and make account payment by credit card.
- Access to seasonal **specials** and other **discounts**.



# Harvestaire<sup>PTY. LTD.</sup>



## STOCKISTS FOR BARECO

Bareco have a huge range of day to day requirements as well as thousands of tractor parts. Check the website [bareco.com.au](http://bareco.com.au) for easy to use access to a detailed listing of products.





## WE HAVE BROUGHT OUR OUTBOUND SUPPLY CHAIN BACK IN HOUSE

In reaction to freight delays across Australia during 2020 – We have relooked the way we distribute our parts across the country. As such we have consolidated the carriers we use and brought our outbound supply chain back in house. You will receive a dispatch email from our system as soon as we ship your goods, and you can track the progress of your shipment in realtime. The same information is also available when you log onto your account on our new website.



### Replacement Tractor Parts

Allis Chalmers .....	4
Case .....	4-6
Chamberlain .....	7-10
Ford/New Holland .....	11-14
International Case-IH .....	15-20
John Deere .....	22-25
Massey Ferguson .....	25-27
Steiger Parts .....	21

### Other Products

Attaching Brackets - 2 Way's, GPS & Screens .....	28
Electric Linear Actuators .....	29
Hay Loader Tynes .....	30
PTO Adaptors .....	30
Clear View Cap Kits .....	Inside Rear Cover



@harvestaire\_pty



@Harvestairepty



@harvestaire

Tractor parts pricing is correct as at time of print – During 2020/2021 tractor part pricing has become less predictable. For correct pricing and availability review our website.

PRICES EXCLUDE GST.

Harvestaire is a Western Australian owned operation marketing products across Australia.


**harvestaire.com.au**

PHONE: 08 9344 7433



EMAIL: sales@harvestaire.com.au


Most replacement parts advertised in this catalogue are not original equipment.  
Any OEM numbers shown are for reference only.



Part No.		Price
<b>Front Axle &amp; Steering Parts</b>		
TP026	<b>TIE ROD SLOTTED - OUTER</b> Suits 7000 7010 7020 7030 7040 7045 7050, 7060 7080 8010 8030 8050 8070 OEM: 70269353	\$115
TP027	<b>TIE ROD THREADED - INNER</b> Suits 7000 7010 7020 7030 7040 7045 7050, 7060 7080 8010 8030 8050 8070 OEM: 70265527	\$53

<b>Mufflers</b>		
Mufflers Duplicate Originals in Dimensions and Shape		
TP029	 <b>MUFFLER (Vertical)</b> Length 48", Shell Oval, Inlet 3"ID, Outlet 3"OD Suits 7000 above s/n 8553 7010 7020 7030 7040 7045 7050 7060 OEM: 70261975 70268785	\$260

Spark Arrested Mufflers available on request

<b>Engine Parts</b>		
TP024	 <b>WATERPUMP D3500 OR 670T ENGINE</b> Suits 7030 7040 7045 7050 7060 7080 7580 8030 8050 8070 4W220 OEM: 74036573	\$253
TP025	 <b>WATERPUMP</b> Suits 7010 7020 8010 OEM: 74062321 Casting No. 4008611-02	\$293

<b>Cab Glass &amp; Fan Motor</b>		
TP016	 <b>FAN MOTOR - 3 SPEED - 12V</b> 3/8" double shaft - 340mmL x 90mm body Suits 7000 7010 7020 7030 7040 7045 7050 7060 7080 OEM: 70578041	\$237

Part No.		Price
<b>PTO Parts</b>		
TP028	 <b>DUAL PTO SHAFT</b> Suits 7010 7020 7030 7040 7045 7050 7060 8010 8030 8050 OEM: 70266975	\$369
TP019	 <b>FAN MOTOR</b> 3 Speed 5/16" double shaft 12V - 4 wires Reversible OEM: BM33880	\$206

## Engine Rebuild Components














Call us for a quote.











Most makes and models of Header, Tractor or Trucks.



These are replacement parts only, not OEM. OEM numbers are used for reference only.

Part No.		Price
<b>Front Axle Steering Parts</b>		
TP033	 <b>STUB AXLE</b> Suits 730 830 930 1030 OEM: A57441 A24638	\$361
TP042	 <b>STUB AXLE</b> Suits 770 870 970 1070 1175 OEM: A176152 A62915 A62316	\$472
TP040	 <b>STUB AXLE</b> Suits 1896 Early 2090 & 2290 2094 2294 2096 (2" Diameter King Pin) OEM: A167024 A145941	\$386
TP041	 <b>STUB AXLE</b> Suits Late 2090 2290 2294 2390 2394 2590 2594 (2 15/64" Diameter King Pin) OEM: A161274 A147118	\$485
TP525	 <b>WHEEL BEARING &amp; SEAL KIT</b> Suits TPCA-200 & TPCA-191	\$117
TP046	 <b>TIE ROD INNER</b> Suits 770 870 970 1070 1090 1170 1175 OEM: A44762	\$52
TP047	 <b>TIE ROD OUTER</b> Suits 770 870 970 1070 1090 1170 1175 OEM: A143028	\$59
TP048	 <b>TIE ROD INNER</b> Suits 1090 1170 1270 1370 1570 OEM: A43376 359775A1	\$53
<b>Front Axle Steering Parts</b>		
TP045	 <b>TIE ROD ASSEMBLY</b> Suits 770 870 970 1070 1090 some 1170 1175 OEM: A112201	\$191
TP050	 <b>TIE ROD L/H</b> Suits 1896 2090 2096 2290 late 2390 2590 2094 2294 2394 2594 OEM: A160200 A162214	\$59
TP051	 <b>TIE ROD R/H</b> Suits 2090 2290 2390 2590 2094 2096, 2294 2394 2594 OEM: A160197	\$65
TP032	 <b>POWER STEERING CYLINDER END</b> Suits 1896 2090 2094 2096 2290 2294 2390 2394 2590 2594 OEM: L59042	\$82
<b>Radiators</b>		
TP063	 <b>RADIATOR</b> <b>SUITS</b> 2390 2394 2590 2594 3294 3394 3594 OEM: A184365 A184364 A147139 A147140	\$2086






These are replacement parts only, not OEM. OEM numbers are used for reference only.







Part No.		Price
<b>Mufflers</b>		
<b>Mufflers Duplicate Originals in Dimensions and Shape</b>		
TP056	 <b>MUFFLER (Vertical)</b> With base plate aspirator Length 27" Shell Oval Inlet 3 1/2" ID Outlet 4 1/8" OD Suits 1370 with D504T Engine OEM: A66780	\$428
TP057	 <b>MUFFLER (Vertical)</b> With 1" side aspirator Length 31" Shell Oval Inlet 3 1/2" ID Outlet 4 1/8" OD Suits 2090 2094 2290 2294 OEM: A147065	\$560
TP058	 <b>MUFFLER (Vertical)</b> With 1" aspirator Length 31" Shell Oval Inlet 4" ID Outlet 4 1/8" OD Suits 2390 2394 2590 2594 OEM: A147100	\$577
<b>Spark Arrested Mufflers available on request</b>		
<b>Engine Parts</b>		
TP034	 <b>WATER PUMP</b> Suits 770 870 970 1070 OEM: A152179 and Casting No. A58739	\$252
TP035	 <b>WATER PUMP</b> Suits 1090 1170 1175 1270 1370 1570 2470 4 1/2" Impellor OEM: A152154 and Casting No. A58739	\$227
TP038	 <b>WATER PUMP</b> Suits Large Plastic Impellor, 4 1/2" dia. 1470 1570 2090 2094 2290 2294 2390 2394 2590 2594 3294 3394 3594 4490 4494 4690 Tapered Shaft Models only OEM: A157145 199352A1 A155180 A152153 A62974	\$274
TP036	 <b>WATER PUMP</b> Suits 1896 2096 5120 5130 5140 5150 5220 5230 5240 5250 MX90 MX100 MX110 MX120 MX135 MX150 MX170 OEM: J802970 A77703 J802358 J802970 A77471 72515588	\$221
TP037	 <b>WATER PUMP - 8.3 LITRE</b> Suits 7110 7120 7130 7140 7150 7210 7220 7230 7240 7250 9250 MX180 MX200 MX220 8910 8920 8930 8940 8950 9110 9130 9210 9230 9240 OEM: A77704 J802975	\$210

(continued over page...)

## OUR PARTS TEAM CAN SOURCE ANY PART!

Use the REQUEST A PART function on our new website and provide us with your make and model details. You can even upload an image of the part you need.













Part No.		Price
<b>Engine Parts continued</b>		
<b>TP031</b>	<b>WATER PUMP</b> Suits 1590 1594 1690 1694 OEM: K200759	<b>\$148</b>
		
<b>TP059</b>	<b>WATER PUMP</b> Suits 2670 4690 4694 OEM: A157146	<b>\$321</b>
		
<b>TP043</b>	<b>EXHAUST ELBOW</b> Suits 1170 1175 1270 1370 OEM: A61265	<b>\$207</b>
		
<b>Final Drive &amp; Brake Parts</b>		
<b>TP053</b>	<b>BRAKE DISC (7" dia) 24 spl</b> Suits 730 770 830 930 1030 early 870 & 970 OEM: 1975466C1 A44712 A40794	<b>\$38</b>
		
<b>TP054</b>	<b>BRAKE DISC (8" dia) 24 spl</b> Suits Late 870 & 970 1070 1170 1175 OEM: 1975469C1 A65336 A65189	<b>\$48</b>
		


Part No.		Price
<b>PTO Parts</b>		
<b>TP055</b>	<b>PTO SHAFT 540/1000rpm DUAL SPEED</b> Suits 770 870 970 1070 1090 1170 1175 OEM: A58214	<b>\$344</b>
		
<b>TP044</b>	<b>PTO SHAFT 540/1000rpm DUAL SPEED</b> Suits 1896 2090 2290 2094 2096 2294 OEM: A140655	<b>\$376</b>
		
<b>TP062</b>	<b>PTO OUTPUT SHAFT - 1000rpm</b> <b>44mm shaft/20 spl</b> Suits 1270 1370 1570 2390 2394 2590 2594 3394 3594 OEM: A148833	<b>\$376</b>
		
<b>Cab Parts</b>		
<b>TP016</b>	<b>FAN MOTOR - 3 Speed - 12V</b> 8mm double shaft - 340mmL x 90mm body	<b>\$237</b>
		
<b>TP018</b>	<b>FAN MOTOR - Reversible Speed - 12V</b> 5/16" double shaft - 220mmL x 90mm body Suits 770 870 970 1070 1090 1170 1175 1270 1370 1570 2470 2670 OEM: F89750	<b>\$212</b>
		
<b>TP039</b>	<b>FAN MOTOR - 12V - 2 wire</b> 5/8" double shaft -303mmL x 75mm body Suits 90 94 96 Series CAB Blower Suits 1896 2090 2094 2096 2290 2294 2390 2394 2590 2594 2670 2870 3294 3394 3594 4490 4494 4690 4694 OEM: F96901 86508360 F42775 F45196 F89388	<b>\$243</b>
		








These are replacement parts only, not OEM. OEM numbers are used for reference only.



Part No.		Price
<b>Front Axle &amp; Steering Parts</b>		
TP125	 <b>KINGPIN ONLY</b> Suits 236 306 354 C670 C6100 OEM: 37289 50161	\$165
TP126	 <b>BUSH</b> Suits King Pin - TP125 OEM: 37080	\$11.50
TP129	 <b>THRUST BEARING</b> Suits King Pin - TP125 OEM: 37092	\$23
TP128	 <b>1 1/4" UNF Kingpin Nut</b> OEM: 37291	\$17
TP489	 <b>WOODRUFF KEY suit Top Of Kingpin</b> OEM: 20476	<del>\$22</del> <b>\$17</b>
TP488	 <b>WOODRUFF KEY suit Bottom Of Kingpin</b> OEM: 26H101	<del>\$13</del> <b>\$10</b>
TP470	 <b>WHEEL BEARING AND SEAL KIT</b> Suits CHAM 306-C6100 80-90 SERIES	\$236
TP133	 <b>1" L/H THREAD TIE ROD AND DRAG LINK END (Female Thread)</b> Suits 236 306 354 C 670 C6100 Champion 306 OEM: 37094 63552 70728	\$97
TP134	 <b>1" R/H THREAD TIE ROD AND DRAG LINK END (Female Thread)</b> Suits CM6 236 306 354 C670 C6100 Champion 306 OEM: 70727 22442 63551	\$97
TP151	 <b>1" L/H THREAD TIE ROD END - Inner (Male Thread)</b> Suits 3380 4080 4280 4480 4090 4290 4490 4690 OEM: 56858	\$95
TP082	 <b>1" R/H THREAD TIE ROD END - Outer (Male Thread)</b> Suits 3380 4080 4280 4480 4090 4290 4490 4690 OEM: 56782	\$95
TP384	 <b>7/8" R/H THREAD TIE ROD END (Male Thread)</b> Suits 9G CM6 OEM: AR28115 CHAM4008	\$63
















Part No.		Price
TP412	 <b>7/8" L/H THREAD TIE ROD END (Male Thread)</b> Suits 9G CM6 OEM: AR27351 CHAM4007 AR27430	\$48
TP080	 <b>STEERING SHAFT</b> Suits 3380 4080 4280 4480 OEM: 58873	\$294
TP526	 <b>OUTER TIE ROD END - RIGHT</b> Suits 4090 4WD OEM: 39318	\$266
TP527	 <b>OUTER TIE ROD END - LEFT</b> Suits 4090 4WD OEM: 39315	\$266
TP150	 <b>INNER TIE ROD END</b> Suits 4090 4WD OEM: AL39316	\$134

<b>Mufflers</b>		
TP404	 <b>MUFFLER</b> Suits 4090 (Not Spark Arrester Type) OEM: AL24553	\$313
TP147	 <b>MUFFLER</b> Suits 4080 4280 (Not Spark Arrester Type)	\$784
TP100	 <b>MUFFLER</b> Suits 9G 306 C670 C6100 (Spark Arrester Type)	\$731
TP355	 <b>MUFFLER</b> Suits 4480 4290 4490 4690 (Not Spark Arrester Type) OEM: AR61073 RE20224 AR86599 AR48773	\$395

<b>Engine Parts</b>		
TP363	 <b>EXHAUST MANIFOLD</b> Suits 3380 OEM: T20249	\$237
TP393	 <b>CAMSHAFT</b> Suits 4490 4690 OEM: R71529	\$699
TP083	 <b>RETAINER - FLYWHEEL HUB</b> Suits 3380 4080 4280 4480 inc B Series OEM: 55483	\$340
TP084	 <b>RETAINER - FLYWHEEL HUB</b> Suits 236 306 354 C670 C6100 OEM: 37166	\$340
TP366	 <b>LIFT PUMP</b> Suits 3380 4080 4280 4480 4090 4290 OEM: RE42211 RE27667 AR52159	\$79

These are replacement parts only, not OEM. OEM numbers are used for reference only.

(continued over page...)




Part No.		Price
<b>Engine Parts continued</b>		
<b>TP093</b>	 <b>LIFT PUMP</b> Suits CM306 CM354 CM6 C670 C6100 OEM: 26490	<b>\$69</b>
<b>TP064</b>	 <b>LIFT PUMP</b> Suits 9G Fit arm off original pump to use	<b>\$191</b>
<b>TP149</b>	 <b>PENCIL INJECTION NON-TURBO ENGINES</b> Suits 3380 4080 4280 4090 OEM: AR89563 AR73673	<b>\$116</b>
<b>TP141</b>	 <b>PENCIL INJECTION TURBO ENGINES</b> Suits 4480 4290 OEM: AR90023	<b>\$126</b>
<b>TP092</b>	 <b>STARTER MOTOR REDUCTION DRIVE</b> Suits CM6 306 354 C670 C6100 3380 4080 4280 4480 4290 4490 4690 OEM: 43286 26828 62890 70196	<b>\$858</b>
<b>TP106</b>	 <b>STARTER KEY SWITCH</b> Suits 9G C670 6100 236 CM6 OEM: 43287 40532 38450	<b>\$43</b>
<b>TP135</b>	 <b>ALTERNATOR 70 AMP</b> Suits C670 C6100 236 306 354 OEM: 57951 54351 43288	<b>\$242</b>
<b>TP493</b>	 <b>ALTERNATOR - 70 AMP</b> Suits 4080 4280 4480 OEM: 63031	<b>\$648</b>
<b>TP081</b>	 <b>ENGINE STOP CABLE</b> Suits all models to 4480 OEM: 61294 70289	<b>\$25</b>
<b>TP066</b>	 <b>THROTTLE CABLE</b> Suits 3380 4080 4280 4480 OEM: 60607	<b>\$129</b>
<b>TP101</b>	 <b>PARK BRAKE CABLE</b> Suits 3380 4080 4280 4480 OEM: 63130	<b>\$175</b>
<b>TP067</b>	 <b>TACHO CABLE</b> Suits 3380 4080 4280 4480 OEM: 60837	<b>\$69</b>
<b>TP124</b>	 <b>TACHO CABLE</b> Suits C670 C6100 CM6 C306 CM354 OEM: 26997	<b>\$59</b>
<b>TP110</b>	 <b>PTO ENGAGEMENT CABLE</b> Suits 4090	<b>\$243</b>
<b>TP091</b>	 <b>WATER PUMP (NO PULLEY)</b> Suits 306 354 C670 C6100 OEM: 59838 65540 26298	<b>\$206</b>








Part No.		Price
<b>TP120</b>	 <b>RADIATOR MOUNT</b> Suits 236 CM6 306 354 C670 C6100 3380 4080 4280 4480 (CAN BE 5/16" UNC OR 7/16" UNF) OEM: 31628	<b>\$44ea</b>
<b>TP119</b>	 <b>WATER PUMP 7/16" UNF CENTRE THREAD</b> Suits 9G - Suit L4 or 270D Perkins Not Meadows OEM: 25901	<b>\$345</b>
<b>TP113</b>	 <b>WATER PUMP REPAIR KIT</b> Suits 3380 95mm Impellor OEM: AT32489	<b>\$111</b>
<b>TP108</b>	 <b>FAN BELT</b> Suits 4080 4280 4480 Set of 2 Required OEM: AT24833	<b>\$37ea</b>
<b>TP098</b>	 <b>FAN BELT</b> Suits CM306 CM670 CM354 C6100 CM6 OEM: 32139	<b>\$11.20</b>
<b>TP103</b>	 <b>TOP RADIATOR HOSE</b> Suits 3380 OEM: 62305	<b>\$44</b>
<b>TP102</b>	 <b>BOTTOM RADIATOR HOSE</b> Suits 3380 OEM: 62306 68377	<b>\$86</b>
<b>TP109</b>	 <b>TOP RADIATOR HOSE</b> Suits 4080 4280 4480 OEM: 62044 67073	<b>\$84</b>
<b>TP107</b>	 <b>BOTTOM RADIATOR HOSE</b> Suits 4080 4280 4480 OEM: 62046	<b>\$117</b>
<b>TP138</b>	 <b>TOP RADIATOR HOSE</b> Suits C670 CM6 CM306 C6100 OEM: 38491	<b>\$43</b>
<b>TP139</b>	 <b>BOTTOM RADIATOR HOSE</b> Suits C670 CM6 CM306 C6100 OEM: 38492	<b>\$54</b>
<b>TP152</b>	 <b>OIL COOLER HOSE KIT</b> Suits 4080 4280 4480 Supplied in one piece - cut to make 4 pieces required	<b>\$101</b>
<b>TP114</b>	 <b>WATER PUMP REPAIR KIT</b> Suits 4080 4280 4480 110mm Diameter 19mm Height Impellor OEM: RE11346	<b>\$194</b>
<b>TP116</b>	 <b>WATER PUMP REPAIR KIT with 6/359 engine</b> Suits 4280 4090 4480 Turbo 4290 135mm Impellor OEM: RE11348	<b>\$218</b>

These are replacement parts only, not OEM. OEM numbers are used for reference only.

Part No.		Price
<b>Engine Parts continued</b>		
<b>TP068</b> 	<b>WATER PUMP REPAIR KIT with 6/466 engine</b> Suits 4490 4690 OEM: RE10967	<b>\$246</b>
<b>TP130</b> 	<b>RADIATOR</b> Suits 306 354 C670 C6100 OEM: 37497	<b>\$1096</b>
<b>TP065</b> 	<b>RADIATOR</b> Suits 9G Core 493mm High 496mm Wide 4 rows of core tubes 8 fins per inch OEM: 20214	<b>\$1957</b>
<b>TP099</b> 	<b>RADIATOR CAP</b> Suits 236 C670 CM306 C6100 CM354 Suits original 1" inside Neck Depth OEM: 38332	<b>\$11.50</b>
<b>TP123</b> 	<b>RADIATOR CAP</b> Suits 3380 4080 4280 4480 4090 4290 4490 4690 Suits original 3/4" inside Neck Depth OEM: 35370 32119	<b>\$13.50</b>
<b>TP089</b> 	<b>RADIATOR CAP</b> Suits 9G OEM: 21481	<b>\$38</b>
<b>TP105</b> 	<b>THERMOSTAT 54MM DIAMETER</b> Suits 236 C670 CM6 C670 CM306 C6100 CM354 3380 OEM: 26075 41173	<b>\$18</b>
<b>TP146</b> 	<b>THERMOSTAT 54MM DIAMETER</b> Suits 4080 4280 4480 with Dual Thermostats (6-329 engine) or Single Thermostat (6-359 Engine) 4280 4480 4090 4290 4490 4690 OEM: AR48675	<b>\$20</b>
<b>TP148</b> 	<b>THERMOSTAT</b> Suits 4080 4280 4480 (6-329 Engine) and Single Thermostat OEM: AR77411 AR70601	<b>\$110</b>
<b>TP112</b> 	<b>THERMOSTAT 63MM DIAMETER</b> Suits 236 CM6 CM306 CM354 C6100	<b>\$54</b>





## INDIVIDUAL PARTS AVAILABLE eg Pistons Liners Ring Sets Bearings

<b>TP687</b> 	<b>ENGINE OVERHAUL KIT - INFRAME</b> Suits C6100 CM354 CM6 - semi finished liners Includes Pistons Ring Sets Liners Big End Bearings Gudgeon Bushes Full Top and Bottom Gasket Sets Excludes Main Bearings and Crank Seals Suits in-frame overhaul leaving crankshaft in position	<b>\$907</b>
<b>TP122</b> 	<b>ENGINE OVERHAUL KIT - OUT OF FRAME</b> Suits C6100 CM354 CM6 Includes Pistons Ring Sets Liners Big End Bearings Gudgeon Pin Bushes Main Bearings Full Top and Bottom Gasket Sets inc Crank Seals Suits out of frame complete overhaul	<b>\$948</b>
<b>TP111</b> 	<b>ENGINE OVERHAUL KIT - INFRAME</b> Suits 3380 Includes Pistons Ring Sets Liners Big End Bearings Gudgeon Bushes Full Top and Bottom Gasket Sets Excludes Main Bearings and Crank Seals Suits in-frame overhaul leaving crankshaft in position	<b>\$1134</b>

Part No.		Price
<b>TP688</b> 	<b>ENGINE OVERHAUL KIT - OUT OF FRAME</b> Suits 3380 Includes Pistons Ring Sets Liners Big End Bearings Gudgeon Pin Bushes Main Bearings Full Top and Bottom Gasket Sets inc Crank Seals Suits out of frame complete overhaul	<b>\$1185</b>
<b>TP567</b> 	<b>ENGINE OVERHAUL KIT - INFRAME</b> Suits 4080 Includes Pistons Ring Sets Liners Big End Bearings Gudgeon Bushes Full Top and Bottom Gasket Sets Excludes Main Bearings and Crank Seals Suits in-frame overhaul leaving crankshaft in position	<b>\$1710</b>
<b>TP121</b> 	<b>ENGINE OVERHAUL KIT - OUT OF FRAME</b> Suits 4080 Includes Pistons Ring Sets Liners Big End Bearings Gudgeon Pin Bushes Main Bearings Full Top and Bottom Gasket Sets inc Crank Seals Suits out of frame complete overhaul	<b>\$1824</b>
<b>TP689</b> 	<b>ENGINE OVERHAUL KIT - INFRAME</b> Suits 4280 4090 Non Turbo Includes Pistons Ring Sets Liners Big End Bearings Gudgeon Bushes Full Top and Bottom Gasket Sets Excludes Main Bearings and Crank Seals Suits in-frame overhaul leaving crankshaft in position	<b>\$1473</b>
<b>TP690</b> 	<b>ENGINE OVERHAUL KIT - OUT OF FRAME</b> Suits 4280 4090 Non Turbo Includes Pistons Ring Sets Liners Big End Bearings Gudgeon Pin Bushes Main Bearings Full Top and Bottom Gasket Sets inc Crank Seals Suits out of frame complete overhaul	<b>\$1695</b>
<b>TP630</b> 	<b>ENGINE OVERHAUL KIT - INFRAME</b> Suits 4480 4290 Turbo Includes Pistons Ring Sets Liners Big End Bearings Gudgeon Bushes Full Top and Bottom Gasket Sets Excludes Main Bearings and Crank Seals Suits in-frame overhaul leaving crankshaft in position	<b>\$1710</b>
<b>TP691</b> 	<b>ENGINE OVERHAUL KIT - OUT OF FRAME</b> Suits 4480 4290 Turbo Includes Pistons Ring Sets Liners Big End Bearings Gudgeon Pin Bushes Main Bearings Full Top and Bottom Gasket Sets inc Crank Seals Suits out of frame complete overhaul	<b>\$1834</b>















## INDIVIDUAL PARTS AVAILABLE eg Pistons Liners Ring Sets Bearings

### Clutch Parts






<b>TP143</b> 	<b>CLUTCH KIT</b> Includes Pressure Plate Organic Clutch Plate Thrust Bearing Pilot Bearing Suits 3380 4080 4280 4480 up to S/N2844 236 306 354 C670 C6100 Late model 9G CM6 1964 on	<b>\$1430</b>
<b>TP491</b> 	<b>CLUTCH KIT</b> Includes Pressure Plate Ceramic Clutch Plate Thrust bearing Pilot Bearing Suits 3380 4080 4280 4480 inc B Series CM6 236 305 354 C670 C6100	<b>\$1085</b>
<b>TP142</b> 	<b>PRESSURE PLATE (14")</b> Suits 3380 4080 4280 4480 up to No 2844 236 306 354 C670 C6100 late model 9G CM6 1964 on OEM: 36306	<b>\$781</b>
<b>TP145</b> 	<b>CLUTCH PLATE CERAMIC - Button Type (14")</b> Suits 3380 4080 4280 4480 inc B Series CM6 236 306 354 C670 C6100 (in heavy duty applications) OEM: 69069	<b>\$310</b>







These are replacement parts only, not OEM. OEM numbers are used for reference only.





(continued over page...)

Part No.		Price
<b>Clutch Parts</b>		
<b>TP087</b> 	<b>CLUTCH PLATE - Organic Lining (14")</b> Suits 9G CM6 236 306 354 C670 C6100 3380 4080 4280 4480 inc B Series OEM: 55858 31558	<b>\$255</b>
<b>TP073</b> 	<b>PILOT BEARING</b> Suits 9G CM6 236 306 354 C670 C6100 3380 4080 4280 4480 4090 4290 4490 4690 OEM: 20189	<b>\$24</b>
<b>TP072</b> 	<b>THRUST RELEASE BEARING</b> Suits 9G CM6 236 306 354 C670 C6100 3380 4080 4280 4480 OEM: 20205	<b>\$100</b>
<b>TP131</b> 	<b>CLUTCH PLATE -Spicer (14") Ceramic</b> Suits 4090 4290 4490 4690 JD/CHAM OEM: 70770	<b>\$361</b>
<b>TP132</b> 	<b>CLUTCH PLATE - (14") Organic</b> Suits 4090 4290 4490 4690 JD/CHAM OEM: 70770	<b>\$335</b>
<b>TP136</b> 	<b>PRESSURE PLATE ASSY (14")</b> Suits 4090 4290 4490 4690 JD/CHAM including thrust bearing OEM: 70832	<b>\$834</b>
<b>TP104</b>	<b>CLUTCH PLATE -Spicer (15 1/2") Ceramic</b> Suits 4490-4690	<b>\$382</b>
<b>TP088</b>	<b>PRESSURE PLATE ASSY -Spicer (15 1/2")</b> Suits 4490-4690 including thrust bearing	<b>\$1139</b>
<b>TP490</b> 	<b>THRUST BEARING</b> Suits 4090 4290 4490 4690	<b>\$58</b>
<b>Transmission &amp; PTO Parts</b>		
<b>TP085</b> 	<b>PTO INPUT SHAFT - 13 spl</b> Suits 236 306 354 C670 C6100 OEM: 37198	<b>\$417</b>
<b>TP086</b> 	<b>PTO INPUT SHAFT - 10/13 spl</b> Suits 80 Series OEM: 54608	<b>\$680</b>
<b>TP076</b> 	<b>PTO &amp; DRIVE DRIVEN DISC STEEL</b> Suits 3380 4080 4280 4480 4090 4290 4490 4690 (6 REQUIRED) OEM: 55951	<b>\$12.50</b>
<b>TP077</b> 	<b>PTO &amp; DRIVE DRIVING DISC FRICTION</b> Suits 3380 4080 4280 4480 4090 4290, 4490 4690 (6 REQUIRED) OEM: 55952	<b>\$26</b>
<b>TP078</b> 	<b>PTO INNER DISC FRICTION</b> Suits 236 306 354 C670 C6100 5 1/4 O.D. 9G with 32838 wet clutch COUNTRYMAN 6 (6 REQUIRED) OEM: 38389 39781	<b>\$26</b>
<b>TP079</b> 	<b>PTO DISC OUTER STEEL</b> Suits 236 306 354 C670 C6100 5 1/4 O.D. 9G with wet clutch COUNTRYMAN 6 (7 required) OEM: 38390 32837	<b>\$11.50</b>
<b>TP137</b> 	<b>BRAKE DISC - PTO</b> Suits 236 306 354 C670 C6100 5 1/4 O.D. 9G with wet clutch COUNTRYMAN 6 (7 required) OEM: 38439	<b>\$71</b>

These are replacement parts only, not OEM. OEM numbers are used for reference only.

Part No.		Price
<b>TP153</b> 	<b>UNI JOINT BOLT TYPE</b> Suits C6100 Main Drive 4280 4480 Main Shaft 4490 OEM: 32603 72287	<b>\$144</b>
<b>TP154</b> 	<b>UNI JOINT NON BOLT TYPE</b> Suits C6100 PTO Shaft OEM: 45184	<b>\$38</b>
<b>TP155</b> 	<b>UNI JOINT BOLT TYPE</b> Suits C6100 PTO Shaft OEM: 45185	<b>\$95</b>
<b>TP156</b> 	<b>UNI JOINT NON BOLT TYPE</b> Suits 3380 4080 PTO and Main Shaft (Total 4 Req'd) 4280 4480 PTO Only OEM: 65127	<b>\$149</b>
<b>TP158</b> 	<b>UNI JOINT NON BOLT TYPE</b> Suits 4280 4480 Main Shaft 4490 OEM: 35845 77288	<b>\$79</b>

<b>Cab Parts</b>		
<b>TP017</b> 	<b>FAN MOTOR - 12V 250mmL x 75mm body</b> Suits 5/16" double shaft 3380 4080 4280 4480 OEM: AR62497 RE223623	<b>\$194</b>
<b>TP071</b> 	<b>WINDOW SEAL</b>	<b>\$20 per metre</b>
<b>TP094</b> 	<b>DOOR LATCH - Left</b> Suits 3380 4080 4280 4480 OEM: 56988	<b>\$84</b>
<b>TP095</b> 	<b>DOOR LATCH - Right</b> Suits 3380 4080 4280 4480 OEM: 56988	<b>\$80</b>
<b>TP096</b> 	<b>CAB DOOR HANDLE - OUTSIDE</b> Suits 3380 4080 4280 4480 OEM: 20062	<b>\$47</b>
<b>TP097</b> 	<b>CAB DOOR HANDLE - INSIDE</b> Suits 3380 4080 4280 4480 OEM: 62910	<b>\$26</b>

<b>Hydraulic Pumps</b>		
<b>TP144</b> 	<b>HYDRAULIC PUMP - SINGLE</b> Suits 306 354 C6100 C670 OEM: 68669	<b>\$1846</b>
<b>TP117</b> 	<b>HYDRAULIC PUMP - SINGLE</b> Suits 3380 4080 4280 4480 OEM: 67636	<b>\$2039</b>
<b>TP118</b> 	<b>HYDRAULIC PUMP - DUAL</b> Suits 3380 4080 4280 4480 OEM: 59114 69114	<b>\$2952</b>
<b>TP140</b> 	<b>HYDRAULIC PUMP DRIVE - COUPLING</b> Suits 236 306 354 C6100 C670 CM6 CM354 Fits original Vickers pump only 3/4" Bore - 13/16" Bore - 75mm housing Confirm bore and chain size (1/2" or 3/8")	<b>\$263</b>





**ANY OTHER  
CHAMBERLAIN PARTS?**  
Please enquire as we may  
be able to source for you.

Part No.		Price
<b>Front Axle &amp; Steering Components</b>		
<b>TP175</b> 	<b>STUB AXLE LH</b> Suits 5000 5600 5610 6600 6610 7000 7600 7610 7700 OEM: C5NN-3106-J	<b>\$185</b>
<b>TP176</b> 	<b>STUB AXLE RH</b> Suits 5000 5600 5610 6600 6610 7000 7600 7610 7700 OEM: C5NN-3105-M	<b>\$182</b>
<b>TP202</b> 	<b>STUB AXLE RH (low clearance)</b> Suits 5700 6700 6710 7700 7710 7810 7910 8210 OEM: D5NN-3105-F 83908152	<b>\$459</b>
<b>TP203</b> 	<b>STUB AXLE LH (low clearance)</b> Suits 5700 6700 6710 7700 7710 7810 7910 8210 OEM: D5NN-3106-F 83908153	<b>\$468</b>
<b>TP471</b> 	<b>WHEEL BEARING &amp; SEAL KIT</b> Suits Suits TP175 TP176 TP202 TP203	<b>\$58</b>
<b>TP181</b> 	<b>STEERING ARM LH</b> Suits TW5 TW15 TW25 5700 6700 6710 7700 7710 8700 9700 long wheel base OEM: D5NN3131B 83903316	<b>\$973</b>
<b>TP187</b> 	<b>DRAG LINK - 1300mm centres</b> Suits 5000 5600 7000 7600 5610 6610 7610 OEM: E0NN3304CA	<b>\$206</b>
<b>TP207</b> 	<b>FRONT HUB - 6 bolt</b> Suits 5000 5600 5610 6600 6610 6700 6710 7000 7700 7710 7810 7840 7910 8210 OEM: C9NN-1104-D 87554744	<b>\$112</b>
<b>TP179</b> 	<b>TIE ROD SHORT</b> Suits 8000 8600 8700 9000 9200 9600 9700 TW20 5000 5100 5200 5600 5610 6000 6010 7000 7100 7200 7600 7610 OEM: E3NN-3307-AA C5NN-330-7F	<b>\$53</b>
<b>TP180</b> 	<b>TIE ROD LONG</b> Suits 8000 8600 8700 9000 9200 9600 9700 OEM: C7NN-3280-D	<b>\$64</b>
<b>TP164</b> 	<b>TIE ROD END LH OUTER</b> Suits 5000 7600 Manual & Power Steering 7100, 5600 5610 7600 7610 with Power Steering only OEM: C7NN3281A 1822050 C7NN3281B	<b>\$64</b>
<b>TP165</b> 	<b>TIE ROD END RH OUTER</b> Suits 5000 7000 Manual & Power Steering 7100 5600 7600 with Power Steering only 7610 OEM: C7NN3280E 1822049 C5NN3280E	<b>\$84</b>
<b>TP170</b> 	<b>TIE ROD END POWER STEERING RAM (FEMALE)</b> Suits 5700 6700 6710 7700 7710 7910 8210 8700 9700 TW5 TW10 TW15 TW20 TW25 TW30 TW35 OEM: D8NN3B539AB	<b>\$116</b>





Part No.		Price
<b>TP171</b> 	<b>TIE ROD END POWER STEERING RAM (MALE)</b> Suits 5700 6700 6710 7700 7710 7910 8210 8700 9700 TW5 TW10 TW15 TW20 TW25 TW30 TW35 OEM: D8NN3A302AA 83913086	<b>\$79</b>
<b>TP172</b> 	<b>TIE ROD END - OUTER</b> Suits 5700 6700 7700 8700 9700 TW10 TW20 TW35 OEM: E1NN3280AA D5NN3280A	<b>\$116</b>
<b>TP173</b> 	<b>TIE ROD END - OUTER THREADED</b> Suits 5700 6700 6710 7700 8000 8210 8530 8630 8700 9700 TW5 TW10 TW20 TW35 OEM: E1NN3289AA	<b>\$115</b>
<b>TP529</b> 	<b>TIE ROD END</b> Suits 8160 8240 8260 8340 8360 8430 8560 8630 8830 TD75D TD80D TD85D,TD90D TD95D TM115 TM120 TM125 TM130 TM135 TM140 TM150 TM155 TM165 TM175 TM190 TN55S TN60SA TN65F/N/S TN70F/NA/S/SA TN75F/FA/N/NA/S/SA TN80F TN85FA TN90F TN95F/FA/NA TS100A TS110A TS115A TS125A TS135A OEM: 5117314	<b>\$85</b>
<b>TP530</b> 	<b>TIE ROD END</b> Suits 3010S 3430 3435 3830 3930 3930H/NO 3935 4010S 4030 4130N/NO 4135 4230 4630 4630N/NO/OO 4635 4830 4830N/O 4835 5010S 5030 5030O 5635 5640 6635 6640 6640O 7635 7740 7740O 7840 TD55D TD60D TD65D TD70D TL100 TL70 TL80 TL90 TN55D TN60A/DA TN65/D TN65D/F TN70D/F TN75D/DA/F TN80/F/FA TN90/F/FA TN95/F/FA TS100 TS110 TS115 TS80 TS90 OEM: 5109553	<b>\$43</b>
<b>Radiators</b>		
<b>TP206</b> 	<b>RADIATOR without oil cooler pipes</b> Suits 5000 5600 6600 7600 5610 6610 6710 OEM: C7NN-8005-E C5NN8005N D6NN8005A D6NN8005B	<b>\$530</b>
<b>TP201</b> 	<b>RADIATOR with cooler pipes</b> Suits 5000 5600 6600 7600 5610 6610 6710 OEM: D8NN8005PA	<b>\$716</b>
<b>TP162</b> 	<b>RADIATOR without cooler pipes</b> Suits 3000 3600 3900 4000 4100 4600 OEM: C7NN8005 E0NN8005MC15M 3990194	<b>\$543</b>
<b>TP198</b> 	<b>RADIATOR</b> Suits 8530 8630 8730 8830 TW5 TW10 TW15 TW20 TW25 TW30 TW35 OEM: E3NN8005BD15M 82847503 E3NN8005AD15M	<b>\$1952</b>









These are replacement parts only, not OEM. OEM numbers are used for reference only.

(continued over page...)





Part No.		Price
<b>Mufflers</b>		
<b>Mufflers Duplicate Originals in Dimensions and Shape</b>		
<b>TP188</b>	 <b>MUFFLER (Vertical)</b> Suits 2000 3000 4000 4100 4600 5000 Length 29" Shell 5 1/2" Inlet 1 7/8" ID Outlet 2" OD	<b>\$121</b>
<b>TP189</b>	 <b>MUFFLER</b> Suits 7000 7600 7700 7710 Length 38" Shell Oval Inlet 2 3/8" ID Outlet 2 1/2" OD OEM: D5NN-5230-F D5NN-5230-V	<b>\$150</b>
<b>TP190</b>	 <b>MUFFLER</b> Suits 8700 TW10 Length 44" Shell Oval Inlet 2 3/4" ID Outlet 3" OD OEM: D5NN-5230-S	<b>\$314</b>
<b>TP486</b>	 <b>MUFFLER</b> Suits 9600 9700 TW10 TW20 TW30 Length 44 1/2" Shell Oval Inlet 3 1/2" ID Outlet 3 1/2" OD OEM: D6NN5230AJ	<b>\$350</b>

Spark Arrested Mufflers available on request

<b>Engine Parts</b>		
<b>TP197</b>	 <b>FUEL LIFT PUMP (on injection pump)</b> Suits all models using CAV & Simm inline inj. pump 2000-4410 inclusive 5000 5600 5610 6600 6610 6700 7600 7700 7710 7910 8210 all TW Models 9600 9700 8401 8630 8730 8830 OEM: D8NN9350AA C7NN-5230-Z 83991467 D88NN9350AB 4222104M91	<b>\$74</b>
<b>TP192</b>	 <b>STARTER MOTOR - TYPE M50</b> Suits 2000 to 9700 TW10 TW15 TW20 TW30 OEM: D8NN-11000-AA	<b>\$439</b>
<b>TP482</b>	 <b>ALTERNATOR 12V 45 AMP</b> Suits 2000 2600 3000 3600 4000 4100 4600 5000 5600 5700 6000 6600 6700 7000 7600 7700 8000 8600 8700 9700	<b>\$319</b>
<b>TP199</b>	 <b>ALTERNATOR 12V 70 AMP</b> Suits 2600 3600 4100 4600 5600 6600 7600 2610 3610 3910 4110 4610 5610 6610 6810 7610 7710 6700 7700 3230 3430 3930 4130 4630	<b>\$206</b>

Part No.		Price
<b>TP160</b>	 <b>WATER PUMP</b> Single Pulley 3/8" mount bolts Suits 2000 to 7710 inclusive OEM: EAPN8A513F 3926002	<b>\$106</b>
<b>TP166</b>	 <b>WATER PUMP - Single Pulley</b> Suits 7910 8210 8530 8630 8700 8730 8830 9700 TW5 TW10 TW15 TW20 TW25 TW30 TW35 OEM: EJP8A513BA FAPN8A513LL	<b>\$208</b>
<b>TP167</b>	 <b>WATER PUMP - Double Pulley</b> Suits TW5 TW10 TW15 TW20 TW25 TW30 TW35 OEM: EJP8A513BA 1863835	<b>\$315</b>
<b>TP191</b>	 <b>WATER PUMP</b> Double Pulley 3/8" mount bolts Suits 3600 to 7700 3210 to 7710 inclusive OEM: EAPN8A513E	<b>\$160</b>
<b>TP161</b>	 <b>WATER PUMP</b> Suits Fordson Major Power Major Super Major OEM: EIADKN8501B 1711728	<b>\$115</b>
<b>TP205</b>	 <b>REAR EXHAUST MANIFOLD</b> Suits 8700 9700, TW5 to TW30 7810 7910 8210 8530 to 8830 OEM: D5NN-9431-A	<b>\$155</b>
<b>TP204</b>	 <b>FRONT EXHAUST MANIFOLD</b> Suits 7810 7910 8700 9700, TW10 TW20 TW30 TW35 8210 7910 8700 9700 OEM: D8NN-9430-AA D5NN-9430-A D8NN-9430-AB	<b>\$317</b>
<b>TP531</b>	 <b>MANIFOLD</b> Suits 5000 5100 5190 5200 5340 5500 5900 6500 OEM: C5NE-9430-D 81806040	<b>\$150</b>












### Clutch & Brake Parts

<b>TP185</b>	 <b>CLUTCH PLATE 13" BUTTON TYPE</b> Suits 8000 8600 8700 9000 9700 TW5 TW10 8401 OEM: DINN-7550-C-B9051	<b>\$477</b>
<b>TP186</b>	 <b>13" PRESSURE PLATE</b> Suits 8000 8600 8700 9000 9600 9700 TW5 TW10 8401 OEM: D8NN-7563-BA	<b>\$348</b>
<b>TP195</b>	 <b>THROWOUT BEARING</b> Suits 5000 to 8700 9000 9600 TW5 to TW35 OEM: D8NN-7580-BB	<b>\$55</b>
<b>TP196</b>	 <b>PILOT BEARING</b> Suits 5000 to 8700 TW5 to TW35 OEM: C5NN-N779-B	<b>\$42</b>

Early model Ford clutches available - call for pricing  
Dexta, Major, 2000's, 3000's, 4000's, 5000's, 6000's, 7000's

These are replacement parts only, not OEM. OEM numbers are used for reference only.

Part No.		Price
<b>PTO Parts</b>		
<b>TP177</b>	<b>PTO HUB - 22 spl - 6 holes</b> Suits some 8000 8600 8700 9000 9600 9700 all 8530-8830 TW5 to TW35 OEM: D8NN-N778-AA 8391 3005 87554190	<b>\$345</b>
		
<b>TP178</b>	<b>PTO HUB - 20 spl - 6 holes</b> Suits same models as TP177, but different OEM OEM: EONNN777AB 83936827	<b>\$211</b>
		
<b>TP532</b>	<b>PTO HUB - 15 spl - 6 holes</b> Suits TW5 TW10 TW20 5000 to 7710 inclusive OEM: 81801947 C5NNN777A	<b>\$235</b>
		
<b>TP193</b>	<b>PTO INPUT SHAFT - 955mm</b> 24/22 spl - suits TP177 8000 8600 8700 9000 9600 9700 TW10 TW20 TW30 OEM: D8NN-7A684-BA	<b>\$589</b>
		
<b>TP194</b>	<b>PTO INPUT SHAFT - 952mm</b> 24/22 spl TW5 10 15 20 25 30 35 TP177 Hub 9600 9700 OEM: D8NN-7A684-AB	<b>\$660</b>
		
<b>TP183</b>	<b>PTO SHAFT - 540rpm</b> (2 speed PTO) - 290mm - 36/38T drive spl. Suits 5100 5200 5600 5700 6600 6700 7000 7700 8000 8600 8700 9000 9600 9700 OEM: D2NN-B728-A C7NNB728E	<b>\$346</b>
		
<b>TP184</b>	<b>PTO SHAFT - 1000rpm</b> (2 speed PTO) - 290mm - 38T drive spl. Suits 5100 5200 5600 5700 6600 6700 7000 7700 8000 8600 8700 9000 9600 9700 OEM: D2NN-B728-B	<b>\$342</b>
		
<b>TP168</b>	<b>PTO SHAFT - 540rpm</b> 298mm - 8T drive spl. Suits TW5 TW10 TW20 TW25 6700 7100 7600 7700 OEM: 83959984 E6NNB728AA D8NNB728AD	<b>\$361</b>
		
<b>TP169</b>	<b>PTO SHAFT - 1000rpm</b> 298mm - 8T drive spl. Suits TW5 TW10 TW15 TW20 TW25 TW30 TW35 5100 5600 6600 6700 7600 7610 7700 7710 7810 8000 8210 8240 8340 8670 8700 9700 OEM: 83957546 D8NNB728BC	<b>\$335</b>
		
<b>Hydraulic Pumps</b>		
<b>TP163</b>	<b>HYDRAULIC PUMP</b> Suits 5000 7000 without dual power OEM: D8NN600G 81823983	<b>\$824</b>
		
<b>TP692</b>	<b>HYDRAULIC PUMP 16gpm</b> Suits TW5 TW10 TW15 TW20 TW25 TW35 8530 8630 8730 8830 OEM: D8NN-600-FA 83913537 E2NN600BA	<b>\$1047</b>
		

Part No.		Price
<b>TP200</b>	<b>POWER STEERING PUMP</b> Suits 2000 3000 4000 5000 7000 2600 3600 4100 4600 5600 6600 7600 2610 3610 4110 OEM: E6NN3K514EA	<b>\$813</b>
		
<b>TP693</b>	<b>POWER STEERING PUMP</b> Suits 4610 4630 5610 6610 7610 3430 3930 4130 3230 OEM: E6NN3K514PA	<b>\$940</b>
		
<b>TP159</b>	<b>POWER STEERING PUMP FILTER</b> Suits 2000 3000 4000 5000 7000 2600 3600 4100 4600 5600 6600 7600 2610 3610 4110 4610 4630 2600 5000 5610 6610 7610 3430 3930 4130 3230 OEM: EDPN3K758A 3936985	<b>\$15.50</b>
		
<b>TP696</b>	<b>HYDRAULIC PUMP 33 lit/min</b> Suits 4635 4835 5635 6635 7635 OEM: 5169039 5129486	<b>\$330</b>
		
<b>TP697</b>	<b>HYDRAULIC PUMP 31 lit/min</b> Suits 3010S 3435 3830 3935 4010S 4030 4135 4230 4430 (Can use TPFD-921 for 42 lit/min) OEM: 5179719 5169772 5129483 5094391	<b>\$346</b>
		
<b>TP698</b>	<b>HYDRAULIC PUMP 42 lit/min</b> Suits 5010S 8430 8630 8830 TD55D TD60D TD65D TD70D TD75D TD80D TD85D TD90D TD95D OEM: 5179714 5169770 5129488	<b>\$346</b>
		
<b>Cab Parts</b>		
<b>TP016</b>	<b>FAN MOTOR - 3 speed - 12V</b> 3/8" Double Shaft - 340mmL x 90mm body OEM: D5NN18527AA	<b>\$237</b>
		
<b>TP017</b>	<b>FAN MOTOR - Reversible 1 speed - 12V</b> 5/16" Double Shaft - 240mmL x 72mm body OEM: VERS 9115622	<b>\$194</b>
		
<b>TP018</b>	<b>FAN MOTOR - Reversible 3 speed - 12V</b> 5/16" Double Shaft - 220mmL x 90mm body OEM: FD D5NN18546A NH130185	<b>\$212</b>
		
<b>TP261</b>	<b>CAB FAN ASSEMBLY - 210mmW x 195mmL</b> Suits T8010 T8020 T8030 T8040 T9010 T9020 T9030 T9040 T9050 T9060 TG210 TG230 TG255 TG285 TG245 TG275 TG305 TJ275 TJ280 TJ325 TJ330 TJ380 TJ425 TJ430 TJ450 TJ480 TJ500 TJ530 OEM: 84222524 84222526	<b>\$502</b>
		
<b>TP533</b>	<b>GLASS - Front</b> Suits TW5 to TW30 2600 to 89700 OEM: 82848332 83951871 84256444	<b>\$387</b>
		

These are replacement parts only, not OEM. OEM numbers are used for reference only.

(continued over page...)

Part No.		Price	Part No.		Price
<b>Cab Parts continued</b>					
<b>TP208</b>	<b>GLASS - Rear Lower</b> Suits TW10 to TW25 4610 to 9700 OEM: D6NN94420N11A 83909858	<b>\$170</b>	<b>TP250</b>	<b>CAB GLASS - Front Lower LH</b> Suits TM115 TM145 TM150 TM155 TM165 TM175 TM190 8160 8260 8360 8560 OEM: D6NN94420N10B 830019 23	<b>\$145</b>
<b>TP534</b>	<b>GLASS - Rear Upper</b> Suits TW5 to TW30 5510 to 7710 8700 9700 OEM: 83904570 D5NN9442006C	<b>\$521</b>	<b>TP251</b>	<b>CAB GLASS - Front Lower RH</b> Suits TM115 TM145 TM150 TM155 TM165 TM175 TM190 8160 8260 8360 8560 OEM: 82001924	<b>\$232</b>
<b>TP174</b>	<b>GLASS - Rear Upper - Hinged</b> Suits TW5 to TW35 5510 to 9700 OEM: D6NN94420N10B 83909857A	<b>\$330</b>	<b>TP535</b>	<b>AIR CONDITIONER - COMPRESSOR</b> Suits 4635 4835 5635 6635 7635 JD60D to JD950 TL70 to TL100 TD80D TD85D OEM: 5165549 72504984	<b>\$716</b>

## Engine Rebuild Components



**Call us for a quote  
on most makes and models  
of Header, Tractor or Trucks**

These are replacement parts only, not OEM. OEM numbers are used for reference only.















Part No.		Price
<b>Front Axle &amp; Steering Parts</b>		
<b>TP252</b>	<b>STUB AXLE 12 1/4" STD DUTY</b> Suits 454 574 584 585 595 674 OEM: 405840R11	<b>\$407</b>
		
<b>TP253</b>	<b>STUB AXLE 15 1/4" STD DUTY</b> Suits 574 584 585 595 OEM: 527292R92	<b>\$382</b>
		
<b>TP257</b>	<b>STUB AXLE (HEAVY DUTY)</b> Heavy Duty Bottom Forging Suits 756 856 1256 1456 686 696 766 866 966 976 1066 1466 1468 1566 1568 786 886 986 1086 1486 1586 Hydro 70 86 100 186 3088 3288 3488 3688 5088 5288 5488 OEM: 71785C92	<b>\$366</b>
		
<b>TP232</b>	<b>WEAR RING</b> Suits TP218 Hub OEM: 48703D	<b>\$17.60</b>
		
<b>TP263</b>	<b>KING PIN NUT ONLY</b> Suits TP257 Stub Axle OEM: 427546	<b>\$10.50</b>
		
<b>TP220</b>	<b>THRUST BEARING</b> Suits TP257 Stub Axle OEM: 185106C	<b>\$24</b>
		
<b>TP219</b>	<b>KING PIN BUSH ONLY</b> Suits TP257 Stub Axle OEM: 358958R2	<b>\$24</b>
		
<b>TP536</b>	<b>WHEEL BEARING &amp; SEAL KIT</b> Suits TP252 & TP253 Stub Axles	<b>\$59</b>
		
<b>TP472</b>	<b>WHEEL BEARING &amp; SEAL KIT</b> Suits TP257 Stub Axle	<b>\$101</b>
		
<b>TP315</b>	<b>TIE ROD OUTER</b> Suits 454 574 674 584 684 784 884 485 858 685 885 OEM: 3116406R3	<b>\$68</b>
		
<b>TP316</b>	<b>TIE ROD INNER</b> 0.875" dia thread Suits same as TP315 OEM: 3116407R3	<b>\$43</b>
		

Part No.		Price
<b>TP255</b>	<b>TIE ROD OUTER</b> Suits 706 806 656 756 856 1256 1456 686 696 766 866 966 976 1066 1466 1468 1566 1568 786 886 986 1086 1486 1586 3088 3288 3488 3688 Hydro 70 100 86 186 Some 5088 5288 5488 OEM: 359984R93	<b>\$64</b>
		
<b>TP256</b>	<b>TIE ROD INNER</b> 1" thread Suits same models as TP255 OEM: 384006R92	<b>\$42</b>
		
<b>TP264</b>	<b>POWER STEERING TIE ROD END</b> Suits late 66 Series All 86 Series 3088 3288 3488 3688 5088 5288 5488 7110 7120 7130 7140 7150 7210 7220 7230 7240 7050 8910 8920 8930 8940 8950 MX100 MX110 MX120 MX135 MX150 MX170 OEM: 71820C91 1280566C2 1259665C91 1280566C91 14885C91	<b>\$64</b>
		
<b>TP318</b>	<b>POWER STEERING CYLINDER END</b> Suits 7110 7120 7130 7140 7150 7210 7220 7230 7240 7250 8910 8920 8930 8940 8950 OEM: 1277261C1	<b>\$155</b>
		
<b>TP302</b>	<b>TIE ROD</b> Suits 7710 to 8950 MX100 to MX190 Puma165 to Puma210 OEM: 1280662C1	<b>\$75</b>
		
<b>TP303</b>	<b>TIE ROD</b> Suits 7710 to 8950 MX100 to MX190 Puma165 to Puma210 OEM: 1280658C1	<b>\$48</b>
		
<b>TP258</b>	<b>STEERING ARM LH</b> Suits 696 766 866 966 976 1066 1466 1468 1566 1568 786 886 986 1086 1486 1586 3088 3288 3488 3688 Hydro 70 86 100 186 Some 5088 5288 5488 OEM: 531248R2	<b>\$103</b>
		
<b>TP259</b>	<b>STEERING ARM RH</b> Suits same as TP258 OEM: 531249R2	<b>\$103</b>
		
<b>TP277</b>	<b>POWER STEERING CYLINDER</b> Suits 766 786 886 986 1066 1086 1466 1486 1566 1568 1586 3088 3288 3488 3688 5088 5288 5488 OEM: 63864C93	<b>\$846</b>
		
<b>TP280</b>	<b>'A' FRAME SOCKET</b> Suits 544 656 666 706 806 826 856 1456 OEM: 535861R1	<b>\$70</b>
		
<b>TP281</b>	<b>'A' FRAME CAP</b> Suits same as TP280 OEM: 60763DB	<b>\$43</b>
		
<b>TP282</b>	<b>"A" FRAME SOCKET</b> Suits 766 866 966 976 1066 1466 1468 1566 1568 786 886 986 1086 1486 1586 OEM: 533808R1	<b>\$58</b>
		









These are replacement parts only, not OEM. OEM numbers are used for reference only.

(continued over page...)

# INTERNATIONAL CASE-IH

Part No.		Price
<b>Front Axle &amp; Steering Parts</b>		
<b>TP271</b>	<b>"A" FRAME CAP</b> Suits same models as TP282 OEM: 379953R1	<b>\$37</b>
		
<b>TP283</b>	<b>"A" FRAME BALL STUD</b> Suits same models as TP282. Plus 554 564 706 756 806 856 1256 686 1456 OEM: 65320C3	<b>\$37</b>
		
<b>TP246</b>	<b>BUSH - FRONT AXLE PIVOT PIN</b> Suits 66 86 and 88 series OEM: 531242R1	<b>\$16.50</b>
		
<b>TP247</b>	<b>PIN ASSEMBLY - CENTRE ARM PIVOT</b> Suits 66 86 and 88 series OEM: 531239R1	<b>\$95</b>
		
<b>TP248</b>	<b>FRONT AXLE REPAIR KIT</b> Suits 766 786 886 966 986 1066 1086 1468 1486 1566 1568 1586 OEM: 50291003	<b>\$232</b>
		
<b>TP249</b>	<b>PIVOT PIN - FRONT AXLE PIVOT</b> Suits: 766 786 966 986 1066 1086 1466 1486 1586 OEM: 531240R1	<b>\$139</b>
		
<b>TP218</b>	<b>8 STUD FRONT HUB</b> No bearings or seals included Suits 696 756 766 856 866 886 966 976 986 1066 1086 1256 1466 1468 1486 1566 1568 1586 3088 3288 3488 3688 5088 5288 5488 OEM: 1323559C 391824R11	<b>\$186</b>
		
<b>Radiators</b>		
<b>TP342</b>	<b>RADIATOR</b> Suits 886 986 1086 1486 1586 966 1066 1466 1566 OEM: 71611C1 A121723C1	<b>\$1394</b>
		
<b>TP295</b>	<b>RADIATOR</b> Suits 786 886 OEM: A104594C2	<b>\$1345</b>
		
<b>TP300</b>	<b>RADIATOR</b> Suits 5120 5130 5140 5220 5230 5240 5250 OEM: 104753A2	<b>\$1185</b>
		
<b>TP209</b>	<b>RADIATOR</b> Suits 7110 7120 7130 7140 7150 7210 7220 7230 7240 7250 OEM: A190663 505A0379	<b>\$1658</b>
		
<b>TP267</b>	<b>RADIATOR CAP 10psi</b> Suits 54 74 84 85 66 86 95 and 96 series OEM: 532029R1 532673R1	<b>\$32</b>
		

These are replacement parts only, not OEM. OEM numbers are used for reference only.

Part No.		Price
<b>Mufflers</b>		
<b>Mufflers Duplicate Originals in Dimensions and Shape</b>		
<b>TP309</b>	<b>MUFFLER</b> Length 30" Shell Oval Inlet 2 <sup>3</sup> / <sub>8</sub> "ID Outlet 2"OD Suits 454 574 674 OEM: 533924R1	<b>\$150</b>
		
<b>TP310</b>	<b>MUFFLER</b> Length 42" Shell Oval Inlet 2 <sup>15</sup> / <sub>16</sub> "ID Outlet 3"OD Suits 706 756 766 866 976 OEM: 530880R2 847867R92	<b>\$208</b>
		
<b>TP311</b>	<b>MUFFLER</b> Length 44" Shell Oval Inlet 3 <sup>3</sup> / <sub>4</sub> "ID Outlet 3 <sup>1</sup> / <sub>2</sub> "OD Suits 1066 1466 1566 4166 4186 4366 4386 OEM: 534546R3	<b>\$297</b>
		
<b>TP344</b>	<b>MUFFLER - Spark Arrested</b> Length 17" Shell Round Inlet 3"ID Outlet 3"OD Suits 786 886 986 OEM: 104852C1 70714C	<b>\$292</b>
		
<b>TP487</b>	<b>MUFFLER - HORIZONTAL</b> Length 12 <sup>3</sup> / <sub>8</sub> " Shell Round Inlet 3 <sup>1</sup> / <sub>4</sub> " ID Outlet 3" OD Suits 786 886 OEM: 131108C1 120341C1	<b>\$716</b>
		
<b>TP321</b>	<b>MUFFLER</b> Length 15 <sup>1</sup> / <sub>2</sub> " Shell Oval Inlet 3 <sup>9</sup> / <sub>16</sub> "ID Outlet 3"OD Suits 1086 1486 1586 OEM: 103978C2	<b>\$345</b>
		
<b>TP305</b>	<b>MUFFLER</b> Length 42" Shell Oval Inlet 2 <sup>15</sup> / <sub>16</sub> "ID Outlet 3"OD Suits 706 756 766 826 866 D310 or D358 Engine OEM: 530880R2	<b>\$268</b>
		
<b>Spark Arrested Mufflers available on request</b>		
<b>Engine Parts</b>		
<b>TP537</b>	<b>FUEL LIFT PUMP</b> Suits JX55 JX60 JX65 JX70 OEM: 504090935	<b>\$46</b>
		
<b>TP335</b>	<b>FUEL LIFT PUMP</b> Suits 3 4 & 6 cyls Neuse Engines OEM: 3132697R92 3055375R93	<b>\$89</b>
		
<b>TP210</b>	<b>FUEL LIFT PUMP</b> Suits JX35 to JX595 JX100U to JX1075N TL70 to TL100 TN55D TN65D OEM: 504090936	<b>\$54</b>
		
<b>TP320</b>	<b>400 SERIES CAMSHAFT</b> Suits 414 436 466 Early & late - suits 1" & 1 <sup>1</sup> / <sub>8</sub> " lifters OEM: 1802339C1	<b>\$489</b>
		

Part No.		Price
<b>Engine Parts</b>		
<b>TP235</b> 	<b>LIFTER (FOLLOWER, TAPPET)</b> Suits 1" diameter - 400 Series OEM: 911776R3 684729C1	<b>\$24</b>
<b>TP241</b> 	<b>ENGINE OIL COOLER</b> Suits D414 D436 D466 Natural Turbo & Intercooled OEM: 690884C2 680239C92 677092C92 1810171C2	<b>\$690</b>
<b>TP221</b> 	<b>WATER PUMP 112mm Impellor</b> Suits D239 DT239 engines 454 474 484 485 544 574 584 585 674 684 685 785 885 OEM: 3136053R92 3132739R93	<b>\$136</b>
<b>TP336</b> 	<b>WATER PUMP 17 mm shaft</b> Suits D310 D358 DT358 Neuse engines 766 786 866 886 976 986 3088 3288 OEM: 3132676R93 3138936R92	<b>\$163</b>
<b>TP222</b> 	<b>WATER PUMP Heavy Duty Bearing 24mm shaft</b> Suits D310 D358 DT358 engines 766 786 866 886 976 986 696 3288 OEM: 3144661R93	<b>\$256</b>
<b>TP265</b> 	<b>Water Pump - 400 Series Motors</b> Suits 186 Hydro 1066 1086 1466 1486 1566 1586 4166 4186 5088 5288 5488 6388 6588 6788 Suits 400 Series Navistar Engine OEM: 673162C94 672644C93	<b>\$278</b>
<b>TP036</b> 	<b>WATER PUMP ASSEMBLY Maxxum Models</b> Suits MX90 MX100 MX120 MX135 5120 5130 5140 5.9ltr Cummins OEM: J802970 J802358	<b>\$221</b>
<b>TP037</b> 	<b>WATER PUMP ASSEMBLY</b> Suits 7110 7120 7130 7140 7150 8910 8920 8930 8940 8950 9110 9130 9210 9230 9240 9250 9260 MX180 MX200 MX240 8.3ltr Cummins OEM: J802479 J802975 A77704	<b>\$210</b>
<b>HB262</b> 	<b>Fan Belt</b> Suits 7110 7120 7130 7140 7150 7210 7220 7230 7240 7250 8910 8920 8930 8940 8950 MX150 MX170 STX275 STX325 OEM: J911567	<del>\$57</del> <b>\$44</b>
<b>TP244</b> 	<b>TIMING COVER (remanufactured)</b> Suits all models with a 358 Neuss Engine	<b>\$1091</b>
<b>TP245</b> 	<b>GASKET</b> Suits TP244 Timing Cover	<b>\$71</b>
<b>TP237</b> 	<b>WATER MANIFOLD - (high quality, 2nd Hand)</b> Suits: 6 cyl Neuss D310 D358 OEM: 3132435R1	<b>\$999</b>
<b>TP238</b> 	<b>GASKET</b> Suits previous item - water manifold Neuss D310 D358 OEM: 3055306R3	<b>\$8.50</b>

Part No.		Price
<b>TP225</b> 	<b>REAR MAIN SEAL AND WEAR SLEEVE</b> Suits All 400 Series IH engines OEM: 1809964C92	<b>\$95</b>
<b>TP226</b> 	<b>FRONT SEAL AND WEAR SLEEVE</b> Suits All 400 Series IH engines OEM: 690437C94	<b>\$97</b>
<b>TP227</b> 	<b>REAR MAIN SEAL (SEAL ONLY)</b> Suits All 3 4 6 cyl Neuss engines OEM: 3138701R91	<b>\$38</b>
<b>TP306</b> 	<b>STARTER MOTOR - counter clockwise rotation</b> Suits 766 866 966 976 1066 1466 1566 1568 4166 4366 786 886 986 1086 1486 1568 1586 3088 3288 3488 3588 3688 3788 6388 6588 6788 OEM: DUS539N 1113647 X34111	<b>\$815</b>
<b>TP212</b> 	<b>CRANKSHAFT</b> Suits 466 467 468 Engines inc Turbo's OEM: 675669C3 179197A1 675591C2	<b>\$1030</b>
<b>Clutches</b>		
<b>TP313</b> 	<b>CLUTCH PLATE ONLY H/D (6 button) 11" diameter</b> Suits 454 475 484 485 574 584 585 674 684 685 695 784 785 884 885 SINGLE CLUTCH OEM: 3121507R94	<b>\$252</b>
<b>TP314</b> 	<b>PRESSURE PLATE ASSY ONLY H/D 11" diameter</b> Suits 454 475 484 485 574 584 585 674 684 685 695 784 785 884 885 SINGLE CLUTCH OEM: 92602C1	<b>\$280</b>
<b>TP272</b> 	<b>CLUTCH PLATE (4 button) 12" dia - 11 spl</b> Suits 554 564 686 696 706 756 766 786 806 856 866 886 3088 3288	<b>\$361</b>
<b>TP273</b> 	<b>CLUTCH PLATE (6 button) 12" dia - 11 spl</b> Suits 554 564 686 696 706 756 766 786 806 856 866 886 3088 3288 OEM: 104495R1 384395R1	<b>\$444</b>
<b>TP274</b> 	<b>PRESSURE PLATE 12" diameter</b> Suits 554 564 686 696 706 756 766 786 806 856 866 886 3088 3288 OEM: 104496R1	<b>\$721</b>
<b>TP275</b> 	<b>CLUTCH PLATE 11 Spl Centre 14" diameter</b> Suits 976 986 1066 1086 1206 1256 1456 1466 1468 1486 4100 4166 4186 6388 6588 OEM: 394239HD	<b>\$450</b>
<b>TP276</b> 	<b>PRESSURE PLATE 14" diameter</b> Suits 976 986 1066 1086 1206 1256 1456 1466 1468 1486 4100 4166 4186 some 986 OEM: 67597C1	<b>\$807</b>

These are replacement parts only, not OEM. OEM numbers are used for reference only.











(continued over page...)

# INTERNATIONAL CASE-IH

Part No.		Price
<b>Clutches</b>		
TP328	<b>CLUTCH BEARING &amp; SEAL KIT</b> Suits 696 706 756 766 786 806 856 866 886 966 976 986 1066 1086 1206 1256 1456 1466 1468 1486 3088 3288 3688 4100 4166 4186	\$149
TP329	<b>CLUTCH BEARING &amp; SEAL KIT</b> Suits 1566 1586 3788 6788	\$107
TP332	<b>PILOT BEARING</b> Suits 706 to 6788 OEM: 524598R1	\$16.50
TP334	<b>PILOT BEARING</b> Suits B250 B275 414 434 444 374 384 454 to 885 OEM: 537290R91	\$12.50
TP333	<b>THRUST RELEASE BEARING</b> Suits 454 474 475 484 485 574 584 585 695 674 684 685 784 785 884 885 OEM: 85104C91	\$93
TP195	<b>THRUST RELEASE BEARING</b> Suits 706 to 6788 all IHC fitted with TP274 TP276 TP563 Assemblies OEM: 832503	\$55
TP217	<b>THROWOUT BEARING CARRIER</b> Greaseable - Suits TP274 TP276 TP563 OEM: 380109R2	\$314
TP292	<b>HUB &amp; RIVETS 1 3/4" ID 17 SPL</b> Suits P/Plate TP274 OEM: 105774	\$69
TP293	<b>HUB &amp; RIVETS 1 3/4" ID 17 SPL</b> Suits P/Plate TP276 OEM: 105771	\$107
<b>TA Elimination Kits</b>		
TP288	<b>T/A ELIMINATION KIT</b> Suits 706 756 766 786 806 856 866 886 976 986,1066 1086 1256 1456 1466 1468 1486 3088 3288 3688	\$1169
<b>Rebuilt TA's</b>		
TP214	<b>REBUILT HEAVY DUTY TA ASSEMBLY</b> <b>With lower gear</b> <b>HEAVY DUTY with Extra Clutch Plates</b> <b>and Wider Sprag Gear</b> Suits 756 to 1486 3088 3288 3688 OEM: Rebuilt TA Assembly 1251698HD-R	\$2081
TP215	<b>T/A GASKET KIT Incl MCV Kit</b> Suits TP288 TP214 OEM: TA Gasket Kit 79020-7	\$241

These are replacement parts only, not OEM. OEM numbers are used for reference only.

Part No.		Price
<b>Transmission &amp; Final Drive Parts</b>		
TP304	<b>PTO INPUT SHAFT 21 tooth</b> <b>10 spl</b> Suits 454 574 674 484 584 684 784 884 OEM: 71230C2 398235R1 66347C3	\$237
TP285	<b>PTO INPUT SHAFT 28 tooth</b> <b>25deg CUT 17 spl</b> Suits 756 to 3688 4166 4186 Confirm Number of Teeth OEM: 528676R1	\$200
TP286	<b>PTO INPUT SHAFT 26 tooth</b> <b>25deg CUT 17 spl</b> Suits 766 to 1486 4166 4186 Confirm Number of Teeth OEM: 67596C1	\$200
TP270	<b>PTO INPUT SHAFT 28 tooth</b> <b>25deg CUT 18 spl</b> Suits 1586 3388 3588 3788 6388 6588 6788 OEM: 104401C1	\$212
TP289	<b>QUILL SHAFT with bearings</b> Suits Late 756 856 1256 1456 766 866 976 1066 1466 1468 786 886 986 1086 1486 3088 3288 3388 3588 3688 6388 6588 OEM: 382349R1	\$397
TP224	<b>TRANSMISSION BRAKE ARM WITH PAD</b> Suits 706 thru to 1586 not 84 Series 3388 3588 3788 4166 4186 OEM: 1981317 384311R1	\$155
TP260	<b>1st GEAR DRIVING 25deg CUT</b> <b>27 teeth</b> Suits late 756 856 1256 1456 686 766 866 976 1066 1466 1468 786 886 986 1086 1486 3088 3288 3388 3588 3688 6388 6588 OEM: 406473R1	\$253
TP297	<b>LOWER CONSTANT MESH 25deg CUT</b> <b>47 teeth</b> Suits same models as TP260 OEM: 528673R1	\$145
<b>Brake Parts</b>		
TP284	<b>BRAKE DISC (8" DIAMETER)</b> Suits 706 to 1066 OEM: 1975468C2 391445R91	\$53
TP234	<b>BRAKE O-RING KIT</b> Suits 706 to 1066 1456 1466 1468 Suits slave cylinder OEM: 66487C91 406726R	\$48

Part No.		Price
<b>Brake Parts continued</b>		
<b>TP233</b>	<b>BRAKE DISC (11 1/2" DIAMETER)</b> Suits 1456 1466 1468 OEM: 528702R 1975472C1	<b>\$134</b>
		
<b>TP326</b>	<b>BRAKE KIT (WET TYPE)</b> Suits 786 886 986 1486 3088 3288 3388 3488 3688 3788 6388 6588 Includes discs & "O" ring OEM: 120235C94	<b>\$345</b>
		
<b>PTO Parts</b>		
<b>TP254</b>	<b>PTO SHAFT 540 rpm - 10 7/8" LONG</b> Suits all 06 56 66 86 Series. Some 88 Series OEM: 393111R2	<b>\$205</b>
		
<b>TP331</b>	<b>PTO CLUTCH DISC KIT &amp; GASKET SET</b> H/Duty - 7 friction and 9 steel disc Suits 06 56 66 76 86 Series & some 88 Series OEM: 68803C91 plus 77720C93	<b>\$312</b>
		
<b>TP330</b>	<b>PTO CLUTCH DISC KIT (HEAVY DUTY)</b> Suits 06 56 66 76 86 Series and some 88 Series H/Duty - 7 friction and 9 steel disc (OEM only had 5 friction and 12 steel discs) OEM: 68803C91	<b>\$179</b>
		
<b>TP213</b>	<b>GASKET KIT DUAL SPEED PTO</b> Suits 06 56 66 76 86 Series & some 88 Series OEM: 77720C93	<b>\$179</b>
		
<b>HP037</b>	<b>DISC, FRICTION TRANSMISSION &amp; PTO</b> Suits Magnum 215 245 255 275 305 335 MX210 MX215 MX230 MX245 MX255 MX275 MX285 MX305 OEM: 86990276	<b>\$14</b>
		
<b>Hydraulic Pumps &amp; Parts</b>		
<b>TP262</b>	<b>MCV HYD PUMP 12gpm (TRW REPLICA)</b> Suits 786 886 986 1086 1486 1586 3088 3288 3688 OEM: 120114C91	<b>\$608</b>
		
<b>TP327</b>	<b>MCV HYD PUMP 9gpm (TRW REPLICA)</b> Suits 706 756 766 806 856 866 966 976 1066 1256 1456 1466 1468 1566 1568 OEM: 527397R93 391354R1 120114C92	<b>\$823</b>
		
<b>TP317</b>	<b>HITCH PUMP 17gpm</b> Suits 656 686 706 756 806 856 1456 3488 OEM: 70935C91	<b>\$824</b>
		

Part No.		Price
<b>TP323</b>	<b>HITCH PUMP 12gpm (TRW REPLICA)</b> Suits 696 706 756 766 786 806 856 866 886 966 976 986 1066 1086 1256 1466 1468 1486 1586 HYDRO 100 & 186 OEM: 70931C91 70933C91	<b>\$886</b>
		
<b>TP242</b>	<b>HYDRAULIC PUMP</b> Suits 385 395 454 474 484 485 495 574 584 585 595 674 684 685 695 784 785 884 885 8895 3210 3220 3230 4210 4220 4230 4240 OEM: 93835C92	<b>\$747</b>
		
<b>TP338</b>	<b>MAIN HYDRAULIC PUMP 42 ltr/min</b> Suits JX55 JX60 JX65 JX70 OEM: 5179714	<b>\$526</b>
		

<b>Drawbar Parts</b>		
<b>TP278</b>	<b>ROLLER, STEEL SEALS &amp; BEARINGS ONLY</b> Suits Drawbars on 696 766 786 866 886 976 986 1066 1086 3088 5088 3288 5288	<b>\$186</b>
<b>TP279</b>	<b>SHAFT &amp; NUT ONLY</b> Suits Drawbars on 696 766 786 866 886 976 986 1066 1086 3088 5088 3288 5288	<b>\$93</b>

<b>Cab Parts</b>		
<b>TP308</b>	<b>DOOR - LH - GLASS</b> Suits MXM120 MXM130 MXM140 MXM155 MXM175 MXM190 OEM: 82036001	<b>\$605</b>
		
<b>TP339</b>	<b>REAR WINDOW GLASS</b> Suits 86 and 88 Series OEM: 109318C2	<b>\$129</b>
		
<b>TP319</b>	<b>SIDE WING WINDOW GLASS</b> Suits 86 Series up to Cab S/No. 107806 - 31" High OEM: 109319C2	<b>\$79</b>
		
<b>TP340</b>	<b>SIDE WING WINDOW GLASS</b> Suits late - 86 Series from Cab above S/No. 107807 All 88 Series - 32 3/4" High OEM: 1250436C2	<b>\$129</b>
		
<b>TP250</b>	<b>CAB GLASS - Front Lower LH</b> Suits Maxxum MXM120 MXM130 MXM140 MXM155 MXM175 MXM190 OEM: 82001923	<b>\$145</b>
		

These are replacement parts only, not OEM. OEM numbers are used for reference only.

(continued over page...)

# INTERNATIONAL CASE-IH


Part No.		Price	Part No.		Price
<b>Cab Parts</b>					
<b>TP251</b>	<b>CAB GLASS - Front Lower RH</b> Suits Maxxum MXM120 MXM130 MXM140 MXM155 MXM175 MXM190 OEM: 82001924	<b>\$232</b>	<b>TP312</b>	<b>AIR CONDITIONER EVAPORATOR COIL (With Heater Coil) Width 8½"</b> Suits 9210 9230 9240 9250 9260 9270 9280 9310 9330 9350 9370 9380 9390 OEM: 60-6677T1	<b>\$1087</b>
<b>TP016</b>	<b>FAN MOTOR - 3 Speed - 12V</b> 8mm double shaft - 340mmL x 90mm body OEM: 539031R1	<b>\$237</b>	<b>HP178</b>	<b>CAB FAN ASSEMBLY 4 Pin Plug (includes impellers and motors)</b> Suits 4210 4230 4240 5120 5130 5140 5220 5230 5240 5250 7110 7120 7130 7140 7150 7210 7220 7230 7240 7250 8910 8920 8930 8940 8950 9210 (ASN JCB0028400) 9230 (ASN JCB0028400) 9240 (ASN JCB0028400) 9250 (ASN JCB0028400) 9260 (ASN JCB0028400) 9270 (ASN JCB0028400) 9280 (ASN JCB0028400) 9310 9330 9350 9370 9380 9390 Quadtrac® OEM: 355190A1 130492C1 1340492C2 1340492C3 1535484C1 1977564C2 1974779C1 355189A1 1977564C1 355190A1	<b>\$930</b>
<b>TP018</b>	<b>FAN MOTOR REVERSIBLE 3 SPEED 5/16" DOUBLE SHAFT 12V</b> OEM: 117784C5 1987399C3	<b>\$212</b>	<b>TP243</b>	<b>AIR CONDITIONER COMPRESSOR</b> Suits CVX1195 CVX140 CVX150 CVX160 CVX175 OEM: 4281803M1	<b>\$1185</b>
<b>TP337</b>	<b>AIR CONDITIONER EVAPORATOR COIL (With Heater Coil)</b> Suits 5120 5130 5140 5220 5230 5240 5250 7110 7120 7130 7140 7150 7210 7220 7230 7240 7250 8910 8920 8930 8940 8950 OEM: 98369C3 1990757C2	<b>\$464</b>	<b>TP261</b>	<b>CAB FAN ASSEMBLY</b> Suits Magnum 225 to 335 MX180 to MX305 OEM: 323610A1 323611A1 84222524	<b>\$502</b>
<b>TP287</b>	<b>AIR CONDITIONER EVAPORATOR COIL (With Heater Coil) Width 9¼"</b> Suits 9130 9150 9170 9180 9210 9230 9240 9250 9270 9280 (SN JCB0027096 to JCB0028400) 9310 9330 9350 9370 9380 9390 OEM: 60-4042T1	<b>\$824</b>	<b>HP218</b>	<b>BLOWER ASSEMBLY, CAB PRESSURIZER</b> Suits 245 255 275 MX180 MX200 MX210 MX215 MX220 MX23 0 MX240 MX245 OEM: 87107380 330137A1	<b>\$310</b>



These are replacement parts only, not OEM. OEM numbers are used for reference only.

Part No.		Price	Part No.		Price
TP013	<b>STEIGER BLOWER MOTOR</b> Suits CS Series KM Series IV PT Series PTA Series ST Series III TIGER Series III TIGER Series IV (Before 3/1984) Reversible 3 speed 5/16" shaft 2" shaft length OEM: 14005T1	\$215	TP261	<b>CAB FAN ASSEMBLY</b> Suits 330 385 STX275 STX280 STX325 STX330 STX375 STX380 STX425 STX430 STX440 STX480 STX500 STX530 OEM: 323610A1 323611A1 8775495	\$502

# Steiger Transmission Parts



**Complete Axles**










**Assembled Wheel Ends or Parts**



**Differential Parts**

**Call us for Price & Availability**










These are replacement parts only, not OEM. OEM numbers are used for reference only.













Part No.		Price
<b>Front Axle &amp; Steering Parts</b>		
<b>TP374</b> 	<b>HEAVY DUTY</b> Suits 3010 4010 3020 4020 OEM: AR55179	<b>\$454</b>
<b>TP392</b> 	<b>STUB AXLE</b> Suits 4555 4640 4840 4850 4560 4760 4960 8100 8200 8300 OEM: AR53880 RE57644	<b>\$474</b>
<b>TP386</b> 	<b>FRONT HUB 6 stud</b> Suits 3010 4010 3020 4020 4030 4230 4320 4430 4520 4620 4840 OEM: R48763 R26631	<b>\$129</b>
<b>TP538</b> 	<b>FRONT HUB 8 stud 9/16" UNF</b> Suits 5020 6030 4630 4640 4840 4650 4850 4555 4955 4560 4950 OEM: R63556 R63555 R40194	<b>\$191</b>
<b>TP008</b>	<b>WHEEL BOLT 9/16" x 1 11/16"</b>	<b>\$4.50</b>
<b>TP009</b>	<b>WHEEL BOLT 5/8" x 2"</b>	<b>\$4.20</b>
<b>TP384</b> 	<b>TIE ROD INNER - RH Thread 7/8"</b> Suits 3010 4010 3020 4020 4320 4230 OEM: AR28115 AR27351	<b>\$63</b>
<b>TP385</b> 	<b>TIE ROD OUTER</b> Suits 3010 4010 3020 4020 4230 4320 OEM: AR51584	<b>\$164</b>
<b>TP412</b> 	<b>TIE ROD END - LH Thread 7/8"</b> Suits 2510 2520 3010 4010 3020 4020 4230 4320 OEM: AR27430	<b>\$48</b>
<b>TP380</b> 	<b>TIE ROD INNER - RH Thread 7/8"</b> Suits 4030 4050 4230 4430 4040 4055 4240 4440 4050 4250 4450 4055 4255 4455 4630 OEM: AR63588	<b>\$61</b>
<b>TP381</b> 	<b>TIE ROD OUTER</b> Suits 4030 4230 4430 4040 4240 4440 4050 4250 4450 4055 4255 4455 OEM: AR63592	<b>\$136</b>
<b>TP382</b> 	<b>TIE ROD INNER - RH Thread 1"</b> Suits some 4630 4640 4650 4555 4755 4560 4760 OEM: AR63589	<b>\$59</b>
<b>TP378</b> 	<b>TIE ROD INNER - RH Thread 1 1/8"</b> Suits 4050 4055 4250 4255 4450 4455 4555 4560 4650 4755 4760 4850 4955 4960 7600 7700 7800 OEM: RE12325	<b>\$85</b>

Part No.		Price
<b>Radiators</b>		
<b>TP350</b> 	<b>RADIATOR</b> Core 22" Wide, 27 3/8" High, 5 Row, 9 fins per inch Suits 4350 4430 OEM: AR61878 AR61879 AR66037	<b>\$1240</b>
<b>TP401</b> 	<b>RADIATOR</b> Core 26 3/8" Wide, 30 1/8" High, 5 Row, 10 fins per inch Suits 4840 OEM: RE21895 AR90742 AR79458	<b>\$2016</b>
<b>TP364</b> 	<b>RADIATOR</b> Core 19 1/2" Wide, 24 1/2" High, 4 Row, 8 fins per inch Suits 4000 4020 OEM: AR49454 AR40832	<b>\$1015</b>
<b>TP368</b> 	<b>RADIATOR</b> Core 21 3/4" Wide, 29" High, 5 Row, 11 fins per inch Suits 4630 with Airconditioning OEM: AR61884 AR61890	<b>\$1584</b>
<b>TP369</b> 	<b>RADIATOR</b> Core 27 3/8" Wide, 34 1/2" High, 5 Row, 8 fins per inch Suits 8630 with Airconditioning OEM: AR76838	<b>\$2929</b>
<b>TP414</b> 	<b>RADIATOR</b> Core 25 1/2" Wide, 28 5/8" High, 5 Row, 8 fins per inch Suits 4555 4755 4955 to Serial No 10000 4650 4850 OEM: RE38666	<b>\$1957</b>
<b>TP370</b> 	<b>RADIATOR</b> Core 22 1/2" Wide, 29 1/8" High, 4 Row, 10 fins per inch Suits 4440 OEM: RE21897	<b>\$1324</b>
<b>TP371</b> 	<b>RADIATOR</b> Core 19" Wide, 25 1/2" High, 3 Row, 8 fins per inch Suits 4040 4440 OEM: RE21894 AR79450	<b>\$1942</b>
<b>TP372</b> 	<b>RADIATOR</b> Core 27 7/8" Wide, 29 1/8" High, 6 Row, 8 fins per inch Suits 4050 4250 4450 4055 4255 4455 OEM: RE38664 RE21893	<b>\$1581</b>
<b>TP373</b> 	<b>RADIATOR</b> Core 26" Wide, 30 3/8" High, 5 Row, 7 fins per inch Suits 4640 OEM: RE21896 AR79456 AR90741	<b>\$1491</b>

These are replacement parts only, not OEM. OEM numbers are used for reference only.



Part No.		Price
	<b>RADIATOR</b> Suits 6100 6200 6010 6110 6210 6310 6410 OEM: AL115002 AL115731	<b>\$1288</b>
<b>Mufflers</b>		
<b>Mufflers Duplicate Originals in Dimensions and Shape</b>		
	<b>MUFFLER</b> Length 27" Shell Oval - 4" x 9" Inlet Flared Outlet 2 1/4" OD Suits 3020 4000 4020 3020 4030 4040 4230 OEM: AR86595 AR41171	<b>\$148</b>
	<b>MUFFLER</b> Length 38" Shell Oval - 4 1/4" x 8" Inlet 2 5/16" Outlet 2 3/8" OD Suits 3130 4040 Some 4050 4240 4250 4440 4450 OEM: AR86597 RE22020	<b>\$313</b>
	<b>MUFFLER</b> Length 38" Shell Oval - 4 3/4" x 9" Inlet 4" ID Outlet 3 1/2" OD Suits 4050 4430 4630 4440 4640 4050 s/n. 5511 & up 4250 4450 4055 4255 4455 4640 OEM: AR61073 AR86599 RE20224 AR48773	<b>\$395</b>
	<b>MUFFLER</b> Length 38" Shell Oval - 4 1/4" x 9 1/2" Inlet 4" Outlet 4" OD Suits 4840 4650 4850 4555 4755 4955 OEM: AR86602 AR77304 RE20222	<b>\$675</b>
	<b>MUFFLER</b> Length 37" Shell Oval - 4 1/4" x 9 1/2" Inlet 35/8" ID Flared Outlet 3 1/2" OD Suits 5010 5020 6030 Non Turbo only OEM: AR61074 R35637	<b>\$294</b>
<b>Spark Arrested Mufflers available on request</b>		
<b>Engine Parts</b>		
	<b>CAMSHAFT</b> Suits 404T to 466T motors (Turbo's only) OEM: AR100385	<b>\$699</b>
	<b>EXHAUST MANIFOLD</b> Suits 2020 2120 2030 2130 2320 2440 2510 2520 2640 2630 Chamberlain 3380 OEM: T20249	<b>\$237</b>
	<b>12V STARTER MOTOR 10 Tooth 2 Bolt</b> Suits 2 Bolt Mount 10 tooth Gear 1020 1120 2020 2120.830 930 1030 1130 1530 1630 1830 2030 2130 3030 3130 840 940 1040 1140 1640 1840 2040 2140 3040 3140 3640.1350 1550 1750 1850 1950 2250 2450 2850 3150 3350 3650 6100 6200 6300 6400 6110 6210 6310 6410 OEM: AL110597 AL41247 AR62772 AL39700 AL67897 AL70850 RE41749 SE501411	<b>\$505</b>

Part No.		Price
	<b>STARTER MOTOR 12 Teeth Pinion</b> Suits 5010 5020 6030 7520 8450 8630 8650 8760 8770 8870 9200 9220 9230 9300 9300T 9320 9320T 9330 9400 9400T 9420 9420T 9430 9430T 9520 9520T 9530 9530T 9620 9620T 9630 9630T OEM: RE515843 RE38633 RE41756 RE69950	<b>\$927</b>
	<b>STARTER MOTOR - 12V</b> HD Planetary Gear Reduction, 10 Tooth - 3 bolt clockwise rotation Suits (3010 3020 4010 4020 - with 12V systems) 4000 4040 4050 4055 4230 4240 4250 4255 4320 4430 4440 4450 4455 4520 4555 4560 4620 4630 4640 4650 4755 4760 4840 4850 4955 4960 7020 7700 8430 8440 8450 Replaces 1113391 1113672 AMX34112	<b>\$819</b>
	<b>WATER PUMP</b> Suits 4240 4350 4440 4620 4640 4840 7020 8430 (1974-1981) 8440 OEM: RE20022 RE524413 R58713 R61439 R98552 SE500916	<b>\$459</b>
	<b>WATER PUMP</b> Suits 4430 4630 7020 above S/N 335846 OEM: R20023 R50408	<b>\$423</b>
	<b>WATER PUMP</b> Suits 4320 4520 above Eng No 303579 4620 4840 7020 below Eng No 335845 OEM: RE20024 R49655 SE500914	<b>\$582</b>
	<b>WATER PUMP</b> Suits 4040 4230 OEM: AR98549	<b>\$341</b>
	<b>WATER PUMP</b> Suits 4050 to 8450 4055 to 4955 4560 to 4960 OEM: RE55985	<b>\$525</b>
	<b>WATER PUMP</b> Suits 7220 7320 7600 7700 7800 6200 6300 6400 6500 OEM: RE41157 RE102846	<b>\$237</b>
	<b>FUEL LIFT PUMP (Side Ports)</b> Suits 4040 4050 4230 4240 with 6/404 or 6/466 Engine OEM: AR57264	<b>\$160</b>
	<b>FUEL LIFT PUMP</b> Suits all Models With A Diaphragm Type Pump 1020 thru to 7600 OEM: RE42211 RE27667 RE43272 AR57264 AR53367	<b>\$79</b>
	<b>TURBOCHARGER</b> Suits 4440 4640 4840 8440 4250 4450 4650 8430 4850 8450 OEM: RE19778 AR73626 RE19784 AR87421	<b>\$685</b>
<b>PTO Shafts</b>		
	<b>PTO SHAFT 1000rpm</b> 21spl - 276mm Suits 3020 after S/N 123000 4020 after S/N 201000 4320 3130 4030 4230 4430 4040 4240 4440 4050 4250 4450 4055 4255 4455 OEM: R38224 R80744 R94130 T28672	<b>\$243</b>





These are replacement parts only, not OEM. OEM numbers are used for reference only.

(continued over page...)










Part No.		Price
<b>PTO Shafts</b>		
<b>TP377</b>	<b>PTO SHAFT 540rpm</b> 6 spl - 271mm Suits same models as TP376 OEM: AR41752 R38223 R41756	<b>\$241</b>
<b>TP379</b>	<b>PTO SHAFT REVERSIBLE - 540RPM - 1000RPM</b> 233mm - 30T drive spl Suits 6110 6200 6210 6300 6310 6400 6405 6410 6500 7200 7210 7400 7410 7420 7500 7510 7520 7600 7610 7700 7710 7720 7800 7810 7820 OEM: L113338	<b>\$464</b>
<b>Hydraulic Pumps &amp; Parts</b>		
<b>TP395</b>	<b>HYD PUMP COUPLING SHAFT</b> Suits 3020 4020 5010 5020 OEM: R34359	<b>\$129</b>
<b>TP396</b>	<b>HYD PUMP COUPLING</b> Suits 4430 4630 4240 4440 OEM: R50215	<b>\$255</b>
<b>TP397</b>	<b>HYD PUMP COUPLING SHAFT</b> Suits 4520 4620 7020 4230 4040 4320 OEM: R43075	<b>\$114</b>
<b>TP398</b>	<b>HYD PUMP COUPLING SHAFT</b> Suits 2840 3030 3130 4230 OEM: T31093	<b>\$206</b>
<b>TP399</b>	<b>HYD PUMP COUPLING BLOCK</b> Suits (sold per half - 2 reqd) Some 10 and all 20 30 40 Series OEM: R34362	<b>\$45</b>
<b>TP406</b>	<b>HYD PUMP COUPLING PIN</b> (Threads into coupler end) Suits 2840 3020 4020 4320 4520 5020 4230 4430 4630 4040 4240 4440 7020 7520 8430 8440 8630 8640 OEM: R34360 AT423089 AT42311 AT42312	<b>\$13.50</b>
<b>TP407</b>	<b>HYD PUMP COUPLING PIN</b> (Threads into engine pulley end) Suits 2840 3020 4020 4320 4520 5020 7020 4230 4430 4630 4040 4240 4440 5020 7020 OEM: R46345	<b>\$13.40</b>
<b>TP408</b>	<b>HYD PUMP COUPLING BUSH KIT</b> Suits used on all series 10 to 55 OEM: R45822	<b>\$16.50</b>
<b>Cab Parts, Panels &amp; Lights</b>		
<b>TP411</b>	<b>FIBREGLASS CAB ROOF</b> Suits Sound Guard cab 2 & 4WD (North American) 30 40 50 55 60 Series OEM: AR74143 R61142	<b>\$659</b>
<b>TP413</b>	<b>REAR WINDOW</b> Suits Sound Guard Cab 2 & 4WD (North American) 30 40 50 55 60 Series OEM: R50758 AR86109 AR79738	<b>\$149</b>

Part No.		Price
<b>TP409</b>	<b>DOOR GLASS - LH</b> Suits 8100 8200 8300 8400 8110 8210 8310 8410 8120 8220 8320 8420 8520 9300 9320 9400 9420 9520 9620 Wheel and Track Models OEM: R157210	<b>\$881</b>
<b>TP415</b>	<b>GLASS - CAB DOOR (RH Non Opening)</b> Suits 6110 6120 6200 6210 6220 6300 6320 6400 6405 6410 6420 6645 7220 7320 7420 7520 7705 7515 7520 OEM: AL169102 L78989 L170677	<b>\$660</b>
<b>TP416</b>	<b>GLASS DOOR - RH (Opening)</b> Suits 6110 6120 6210 6220 6310 6320 6410 6420 and some 6200 6300 6400 6500 6505 6615 6715 7220 7320 7330 7420 7520 - Comfortgard cab OEM: L169103 L77648	<b>\$320</b>
<b>TP016</b>	<b>FAN MOTOR</b> Suits 3 Speed. 3/8" double shaft. 12V OEM: AH80194	<b>\$237</b>
<b>TP017</b>	<b>FAN MOTOR</b> Suits Reversible One Speed. 5/16" double shaft. 12V 4020 4030 4040,4230 4320 4430 4440 4520 4620 4630 4640 4840 5020 6030 7020 7520 8430 8630 OEM: AR62497 AR63511 RE223623	<b>\$194</b>
<b>TP540</b>	<b>BLOWER ASSEMBLY</b> Suits 2250 2450 2650 2850 3350 3650 6100 6200 6300 6400 5210 5310 5410 5510 6110 6210 6310 6410 6510 6610 7410 7510 7610 7710 7810 5220 5320 5520 6120 6220 6320 6420 6520 6620 6820 7220 7320 7420 6230 6330 6430 6830 7130 7230 7330 OEM: AL214942 AL75105 AL80700 AL110881 AL173961	<b>\$279</b>
<b>TP356</b>	<b>CAB EVAPORATOR/HEATER</b> Suits North American Sound Guard Cabs Late 30 Series, All 40 45 50 55 & 60 Series OEM: AR88076 AR85245 AR79362 AR73463	<b>\$479</b>
<b>TP387</b>	<b>SIDE SCREEN</b> Suits 4430 4240 OEM: AR55022	<b>\$212</b>
<b>TP389</b>	<b>SIDE SCREEN</b> Suits 4630 4440 4640 OEM: R65461	<b>\$246</b>
<b>TP390</b>	<b>SIDE SCREEN</b> Suits 4840 OEM: AR73911	<b>\$246</b>
<b>TP391</b>	<b>SIDE SCREEN</b> Suits 8430 8630 8440 8640 OEM: AR69164	<b>\$246</b>

These are replacement parts only, not OEM. OEM numbers are used for reference only.

Part No.		Price
<b>Cab Parts, Panels &amp; Lights</b>		
<b>TP353</b>	<b>SIDE SCREEN</b> Suits 8450 - 8650 OEM: AR98442	<b>\$246</b>
		
<b>TP360</b>	<b>LH TOP STEP BATTERY BOX COVER</b> Suits 4030 4230 4430 4630 4040 4240 4440 4640 4840 4050 4250 4450 4650 4850 with Soundguard cabs OEM: AR85336 AR65025 AR64347	<b>\$127</b>
		
<b>TP541</b>	<b>MUDGUARD - FENDER RHS</b> Suits 30 to 50 Series with US made JD Sound-guard cabs OEM: AR87731 RE11219 AR77112 AR4981 RE15078	<b>\$557</b>
		
<b>TP542</b>	<b>MUDGUARD - FENDER LHS</b> Suits 30 to 50 Series with US made JD Sound-guard cabs OEM: AR14987 AR87732 RE11220 AR77111 RE15077	<b>\$557</b>
		

## MASSEY FERGUSON


<b>Front Axle &amp; Steering Components</b>		
<b>TP492</b>	<b>STUB AXLE LH - 11<sup>3</sup>/<sub>8</sub>" KING PIN</b> Suits 65 Mkl & early MklII OEM: 897570M91	<b>\$117</b>
		
<b>TP434</b>	<b>STUB AXLE RH - 11<sup>3</sup>/<sub>8</sub>" KING PIN</b> Suits 65 Mkl & early MklII OEM: 897569M91	<b>\$117</b>
		
<b>TP466</b>	<b>STUB AXLE HEAVY DUTY 15<sup>7</sup>/<sub>8</sub>" KING PIN - HEAVY DUTY</b> Suits 1080 1085 165 175 185 255 265 275 285 OEM: 553311M1 906106M95	<b>\$319</b>
		
<b>TP475</b>	<b>WHEEL BEARING &amp; SEAL KIT</b> Suits TP492 & TP434	<b>\$54</b>
		
<b>TP476</b>	<b>WHEEL BEARING &amp; SEAL KIT</b> Suits TP466	<b>\$91</b>
		
<b>TP431</b>	<b>TIE ROD OUTER</b> Suits 1100 1105 1130 1135 1150 1155 OEM: 1026382M93 1026382M1	<b>\$67</b>
		
<b>TP432</b>	<b>TIE ROD INNER</b> Suits 1100 1105 1130 1135 1150 1155 OEM: 1026383M91	<b>\$51</b>
		
<b>TP444</b>	<b>TIE ROD LONG</b> Suits 185 188 1080 1085 OEM: 1028265M91	<b>\$57</b>
		
<b>TP445</b>	<b>TIE ROD SHORT</b> Suits 180 185 1080 1085 OEM: 1028268M91	<b>\$62</b>
		

These are replacement parts only, not OEM. OEM numbers are used for reference only.













Part No.		Price
<b>TP446</b>	<b>TIE ROD INNER STD DUTY - RH</b> Suits 2675 2705 1" Diameter OEM: 3045062M91	<b>\$79</b>
		
<b>TP447</b>	<b>TIE ROD OUTER STD DUTY - LH</b> Suits 2675 2705 OEM: 3040676M92 3046424M91	<b>\$85</b>
		
<b>TP448</b>	<b>TIE ROD INNER - LH</b> Suits 2675 2705 2745 2775 2805 1 <sup>1</sup> / <sub>8</sub> " Diameter OEM: 1626710M93	<b>\$86</b>
		
<b>TP451</b>	<b>TIE ROD LONG OUTER LEFT &amp; RIGHT</b> Suits 2675 2705 2745 2775 2805 OEM: 3038564M92	<b>\$64</b>
		
<b>TP461</b>	<b>POWER STEERING PUMP (No Gear)</b> Suits 165 fitted with 4/212 motor 168 to 188 265 to 298 565 to 690 mounted RH side of engine Suits 2 & 3 bolt mount OEM: 897146M94 897147M95 1666726M91 1666727M92	<b>\$637</b>
		
<b>TP449</b>	<b>POWER STEERING PUMP (With Gear)</b> Suits 285 1080 1085 OEM: 523089M91 517022M93	<b>\$923</b>
		
<b>Radiators</b>		
<b>TP469</b>	<b>RADIATOR</b> Suits TE20 TEA20 MF35 Petrol OEM: 181623M1 180291391 186830M91	<b>\$490</b>
		
<b>TP422</b>	<b>RADIATOR</b> Suits 135 148 OEM: 1660499M92	<b>\$505</b>
		
<b>TP463</b>	<b>RADIATOR</b> Suits 165 168 178 185 188 250 265 275 285 565 575 590 OEM: 85579M93 897358M4 885580M3	<b>\$504</b>
		
<b>TP423</b>	<b>RADIATOR</b> Suits 230 240 245 250 350 OEM: 1680547M92	<b>\$515</b>
		
<b>Mufflers</b>		
<b>Mufflers Duplicate Originals in Dimensions and Shape</b>		
<b>TP457</b>	<b>MUFFLER</b> Length 40" Shell 4 <sup>1</sup> / <sub>4</sub> " Inlet 2 <sup>1</sup> / <sub>8</sub> "ID Outlet 2"OD Suits 165 168 175 178 185 188 240 250 550 154 254 290 590 690 184 194 284 294 OEM: 194431M91 523394M95	<b>\$98</b>
		
<b>TP436</b>	<b>MUFFLER SPARK ARRESTED</b> Length 24" Shell Oval Inlet 2 <sup>3</sup> / <sub>4</sub> "ID Outlet 2 <sup>3</sup> / <sub>4</sub> "OD Suits TE20 35 135 148 65 165 168 175 178 185 188 240 250 550 154 254 290 590 690 184 194 284 294	<b>\$155</b>
		

(continued over page...)















Part No.		Price
<b>Mufflers</b>		
<b>TP458</b>	 <b>MUFFLER</b> Length 24" Shell Oval Inlet 2 3/4" ID Outlet 2 3/4" OD Suits 285 1080 1085 OEM: 535950M1 535950M92 529390M94	<b>\$268</b>
<b>TP459</b>	 <b>MUFFLER</b> Length 28" Shell Oval Inlet 3 7/16" ID Outlet 3 1/2" OD Suits 1105 1135 OEM: 528068M92	<b>\$340</b>
<b>Spark Arrested Mufflers available on request</b>		
<b>Engine Parts</b>		
<b>TP462</b>	 <b>12v STARTER MOTOR - Heavy Duty mounts on L/H side of engine</b> Suits 165 fitted with 4/212 engine 168 to 188 265 to 290 365 to 398 565 to 595 675 to 698,1080 1085 3050 to 3075 4225 to 4270 6140 6150 8250 OEM: 1868285M91 3597372M2	<b>\$409</b>
<b>TP460</b>	 <b>12v STARTER MOTOR - Heavy Duty mounts on R/H side of engine</b> Suits MF35 65 135 148 165 (AD4-203) 240 245 250 350 550 3165 OEM: 2873D004	<b>\$565</b>
<b>TP482</b>	 <b>ALTERNATOR 12V 55A</b> Suits 240 253 263 265 283 298 340 350 355 360 365 375 383 390 390T 398 399 698 699 2620 2640 2720 3050 OEM: 3698010M91 3930501R91 144763M91	<b>\$319</b>
<b>TP197</b>	 <b>FUEL LIFT PUMP</b> Suits 165 with 212 engine 168 to 175 up to Eng. No. 236UA57134 185 to 188 up to Eng. No. 248UA71960 All 178 270 283 290 670 690 375 383 390 398 3050 3060 3065 3070 OEM: 2641728 2641725 3637290M91	<b>\$74</b>
<b>TP543</b>	 <b>FUEL LIFT PUMP 4 bolt mount</b> Suits MF165 above Serial No 212UA 134570 MF168 175 above Engine No 236UA 57135 MF185 188 above Engine No 248UA 71961 MF265 275 285 290 365 375 390 390T 394 398 565 575 590 675 690 3050 3060 3065 3070 MF184 194 274 294 OEM: 2641711 2641728 3637290M91 2641725 1447688M91	<b>\$64</b>
<b>TP426</b>	 <b>WATER PUMP</b> Suits 165 with 212 engine 168 175 178 185 188 255 265 275 285 290 373 393 565 575 590 675 690 OEM: 3637411M91 79003714 739184M91 740364M91 3640565M91 3641219M91 3641832M91	<b>\$106</b>
<b>TP477</b>	 <b>WATER PUMP - 1 5/16" DIA SHAFT</b> Suits 295 298 592 595 698 1080 1085 OEM: 37712390 Casting No 3641364M91 3641887M91 7471106M91 41312747	<b>\$253</b>

Part No.		Price
<b>TP429</b>	 <b>WATER PUMP (threaded shaft for hub)</b> Suits Perkins A6-354 and AT6-354 Engines 399 699 2620 2640 2645 2675 2680 2720 2725 3080 3085 3090 3095 3115 3125 3505 3545 3610,3620 3630 3635 3645 3650 3655 OEM: M744228M91 41343027	<b>\$371</b>
<b>TP467</b>	 <b>WATER PUMP</b> Suits 399 4245 6235 6255 Non Turbo (Gear Driven)	<b>\$397</b>
<b>TP699</b>	 <b>WATER PUMP</b> Suits 4245 6235 6255 6270 6290 Turbo Gear Driven	<b>\$397</b>
<b>TP443</b>	 <b>THERMOSTAT</b> Suits TE20 35 135 148 154 165 168 174 175 178 184 185 188 194 230 240 245 250 254 265 274 275 284 285 290 350 373 393 565 575 590 1080 1085 OEM: 2485666 1446165M91	<b>\$17.60</b>
<b>TP700</b>	 <b>TOP RADIATOR HOSE</b> Suits MF178 (S/N 724936 onwards) 188 285 290 298 590 OEM: 899144M1	<b>\$27</b>
<b>TP701</b>	 <b>BOTTOM RADIATOR HOSE</b> Suits MF178 (S/N 724936 onwards) 188 285 290 298 590 OEM: 885563M1	<b>\$20</b>
<b>TP702</b>	 <b>TOP RADIATOR HOSE</b> Suits 350 355 360 OEM: 1696559M1	<b>\$14.40</b>
<b>TP703</b>	 <b>BOTTOM RADIATOR HOSE</b> Suits 350 355 360 OEM: 1694711M3	<b>\$15.50</b>
<b>TP704</b>	 <b>TOP RADIATOR HOSE</b> Suits 365 375 390 398 399 OEM: 3596204M1	<b>\$20.60</b>
<b>TP705</b>	 <b>BOTTOM RADIATOR HOSE</b> Suits 365 375 390 398 399 OEM: 1695562M1	<b>\$18.50</b>
<b>TP706</b>	 <b>TOP RADIATOR HOSE</b> Suits 2WD & 4WD 154 174 184 254 274 284 OEM: 1824633M1	<b>\$10.30</b>
<b>TP707</b>	 <b>BOTTOM RADIATOR HOSE</b> Suits 154 254 OEM: 1824634M1	<b>\$29</b>
<b>TP708</b>	 <b>BOTTOM RADIATOR HOSE</b> Suits 174 184 274 284 OEM: 1424533M2	<b>\$29</b>

These are replacement parts only, not OEM. OEM numbers are used for reference only.

Part No.		Price
<b>Clutches &amp; Components</b>		
<b>TP452</b> 	<b>14" CLUTCH PLATE ONLY</b> Exchange 1105 1135 1155 5 Button OEM: 528297M91	<b>\$500</b>
<b>TP453</b> 	<b>14" PRESSURE PLATE ASSY ONLY</b> Suits 1105 1135 1155 OEM: 528294M1 72161849	<b>\$732</b>
<b>TP544</b> 	<b>12" CLUTCH PLATE ONLY</b> Suits 285 1080 1085 OEM: 519127M91	<b>\$145</b>
<b>TP454</b> 	<b>12" PRESSURE PLATE ASSY</b> Suits 10 spl 1080 Early 1085 OEM: 516406M92	<b>\$567</b>
<b>TP345</b> 	<b>12" PRESSURE PLATE ASSY ONLY</b> Suits 25 spl 285 1080 1085 595 with 12" OEM: 1808749M92 1635830M1	<b>\$773</b>
<b>TP464</b> 	<b>THROWOUT BEARING</b> Suits MF35 135 65 165 175 178 185 188 148 168 240 245 250 550 265 275 565 575 675 285 290 590 690 350 253 355 360 365 375 390 OEM: 892862M1	<b>\$54</b>
<b>TP465</b> 	<b>PILOT BEARING</b> Suits TE20 TEA20 35 65 135 148 165 168 175 178 185 188 240 250 253 265 275 285 290 350 355 360 365 375 390 550 565 575 590 675 690 698 699 1080 1085 OEM: 828123M1 195174M1	<b>\$8.50</b>
<b>Transmission &amp; Final Drive Parts</b>		
<b>TP441</b> 	<b>PTO INPUT SHAFT (Multipower)</b> <b>10 spl/17T - 218mm</b> Suits 65 135 150 165 175 188 OEM: 899332M92	<b>\$325</b>
<b>TP456</b> 	<b>PTO INPUT SHAFT (Multipower)</b> <b>25 spl/23T - 218mm</b> Suits 285 1080 1085 OEM: 1808810M2 1808811M92	<b>\$450</b>
<b>TP455</b> 	<b>PTO INPUT SHAFT (Hollow)</b> <b>10 spl/23T - 218mm</b> Suits 1080 1085 OEM: 516499M93	<b>\$354</b>
<b>TP435</b> 	<b>HI-LO SHAFT</b> <b>16T/31T - 15 spl internal</b> Suits 1105 1135 1155 OEM: 521978M1	<b>\$326</b>
<b>TP440</b> 	<b>MAIN INPUT SHAFT (Multipower)</b> <b>375mm - 10 spl/25 spl</b> Suits 65 165 175 255 265 275 285 1080 1085 OEM: 516523M92 189396M91	<b>\$309</b>
<b>TP468</b> 	<b>RETAINER HOUSING MP TRANS</b> Suits some 35 65 135 165 175 235 245 255 265 275 285 290 670 690 698 699 1080 1085 OEM: 1860889M1 188847M92	<b>\$618</b>












These are replacement parts only, not OEM. OEM numbers are used for reference only.

Part No.		Price
<b>PTO Parts</b>		
<b>TP442</b> 	<b>PTO SHAFT 540rpm</b> <b>36spl internal - 233mm</b> Suits 285 1080 1085 OEM: 518529M1	<b>\$618</b>
<b>TP546</b> 	<b>PTO DRIVE SHAFT 840mm</b> Suits 1105 1135 1155 OEM: 528009M1	<b>\$608</b>
<b>TP438</b> 	<b>PTO DRIVE SHAFT COUPLING</b> <b>70mm 17 spl</b> Suits 1100 1130 1150 1105 1135 1155 OEM: 516006M3	<b>\$75</b>
<b>TP437</b> 	<b>PTO DRIVE SHAFT 295mm - 17/21 spl</b> Suits 1100 1105 1130 1135 1150 1155 OEM: 503433M1	<b>\$320</b>
<b>TP439</b> 	<b>PTO STUB SHAFT - 1000 rpm - 21 spl</b> Suits 1100 1105 1130 1135 1150 1155 OEM: 510114M2 677496	<b>\$263</b>
<b>TP424</b> 	<b>PTO SHAFT - 540 rpm</b> 344mm - 24/21 spl Suits 2640 2675 2705 2745 2775 2805 OEM: 1610238M3	<b>\$335</b>
<b>TP425</b> 	<b>PTO SHAFT - 1000 rpm</b> 293mm - 21/24 spl Suits 2675 2705 2745 2775 2805 OEM: 1610239M3	<b>\$397</b>
<b>TP428</b> 	<b>PTO CLUTCH KIT</b> <b>inc. needle rollers, springs, piston &amp; steel rings</b> Suits 135 148 165 168 175 178 185 188 235 245 255 265 275 285 1080 1085 OEM: M830473	<b>\$613</b>
<b>TP430</b> 	<b>PTO CLUTCH DISC KIT (Also Multipower)</b> Suits 1100 1130 1150 1105 1135 1155 1505 1805 OEM: M830487	<b>\$629</b>
<b>Cab Parts</b>		
<b>TP016</b> 	<b>FAN MOTOR</b> 3 Speed 3/8" Double Shaft 12V Suits 1105 1085 1135 1155 1500 1505 2640 2675 27005 27445 2775 2805 3505 3525 3545 OEM: 1048515M91 837170M91	<b>\$237</b>
<b>TP243</b> 	<b>AIR CONDITIONER COMPRESSOR</b> Suits 5450 5465 6445 6460 6465 6470 6475 6480 6485 6490 6495 7465 7475 7480 7485 7490 7495 6608 6609 6610 6611 6612 6613 6614 6615 6616 7614 7615 7616 7617 7618 7619 7620 7622 7624 7626 OEM: 4281803M1 1048515M91 837170M91	<b>\$1185</b>
<b>Hydraulic Pumps</b>		
<b>TP709</b> 	<b>AUXILLIARY HYDRAULIC PUMP</b> Suits 135 165 175 185 230 240 245 250 265 275 290 298 550 560 565 575 590 675 690 698T 699 1080 1085 OEM: 1686766M91 1686765M91 1663627M91 1675136M91 531607M93 531607M93	<b>\$788</b>
<b>TP710</b> 	<b>HYDRAULIC PUMP 10 spl</b> Suits MF135 148 165 168 175 185 188 OEM: 1684582M92	<b>\$917</b>
<b>TP711</b> 	<b>HYDRAULIC PUMP 21 spl</b> Suits MF135 148 165 168 185 188 240 250 265 276 285 290 298 550 565 575 590 595 675 690 698 699 365 375 390 398 399 OEM: 1683301M91	<b>\$958</b>

# ATTACHING BRACKETS - 2 WAY'S, GPS AND SCREENS




## Suits John Deere Tractors and Sprayers

Part No.	Price	Part No.	Price
<b>GPS Receiver Brackets</b>			
<b>FA003</b> 	<b>GPS Receiver Bracket</b> Suits: Tractors 7200R 7215R 7230R 7260R 7280R 8225R 8235R 8245R 8260R 8270R 8285R 8295R 9410R 9460R 9510R 9560R Suits John Deere S660 S670 S680 S690 Headers \$285	<b>FA002</b> 	<b>GPS Receiver Bracket</b> Converts original Greenstar Bracket to accept starfire with deluxe shroud. Suits 7000 to 7930 inclusive - John Deere tractors windrowers and conditioners and headers 9650STS to 9870STS inclusive Headers \$230
<b>FA011</b> 	<b>GPS Receiver Bracket Kit</b> Consists of AFG06 Bracket as above plus adaptors Suits 00 10 20 and 30 Series 8000 and 9000 Tractors and 4730 - 4940 SP John Deere Sprayers \$365	 <p>Old OEM bracket      NEW - FA002</p>	
<b>Display Screen Brackets</b>			
<b>FA001</b> 	<b>Display Screen Bracket</b> Suits John Deere S660 S670 S680 S690 Headers \$395	<b>FA010</b> 	<b>Display Screen Bracket</b> Suits all John Deere tractors ending with 00 10 20 or 30 all 8000 and 9000 series tractors all 7R 8R and 9R tractors and 4730 - 4940 John Deere sprayers \$275
<b>2 Way Radio Brackets</b>			
<b>Features</b>			
<ul style="list-style-type: none"> <li>• Simple to install, bolting to integrated factory cab mounting holes</li> <li>• Mobile - easily moved from machine to machine</li> </ul>		<ul style="list-style-type: none"> <li>• Farm inspired custom fit design integrates with cab design</li> <li>• Powder coated durable paint finish</li> </ul>	
<b>FA005</b> 	<b>2 Way Radio Bracket</b> Suits John Deere 8100 to 8630 inclusive Tractors 9100 to 9630 inclusive Tractors 4730 to 4940 inclusive Tractors All with Commandview® Cab \$200	<b>FA009</b> 	<b>2 Way Radio Bracket</b> Suits John Deere S660 S670 S680 S690 Headers \$200
<b>FA007</b> 	<b>2 Way Radio Bracket</b> Suits John Deere 7R 8R 9R tractors including track versions Commandview II® Cab \$199	<b>FA004</b> 	<b>Microphone Holder</b> Suits all tractor and header cabs \$47
		<b>FA008</b> 	<b>2 Way Radio Bracket</b> Suits most brands B&N Supplied Plus 1 microphone holder (FA004) \$200

These are replacement parts only, not OEM. OEM numbers are used for reference only.

## Electric Linear Actuators

Thomson Warner & USA manufacture.  
 12 or 24 Volt for a variety of uses around the farm.  
 Air seeders – Control of seed and fertiliser.  
 Chute doors – Trucks, silos, sheep feeders  
 and fertiliser spreaders.



### Electrak 1



**Input Voltage:** 12volt  
**Load capacity (lbs.):** 25 on 12volt, 75 on 24volt  
**Load limiting clutch:** No  
**Limit Switches:** Fixed  
**Motor overload protection:** Yes

Part No.		Price
AC002	2" Stroke	\$744
AC003	4" Stroke	\$744
AC004	6" Stroke	\$744

### E050



**Input Voltage:** 12volt  
**Load capacity (lbs.):** 50 on 12volt, 112 on 24volt  
**Load limiting clutch:** Yes  
**Limit Switches:** Fixed  
**Motor overload protection:** Yes

Part No.		Price
AC008	4" Stroke	\$533
AC009	6" Stroke	\$574
AC010	8" Stroke	\$574

### Electrak 2



**Input Voltage:** 12volt  
**Load capacity (lbs.):** 250 on 12volt  
**Load limiting clutch:** Yes  
**Limit Switches:** No  
**Motor overload protection:** Yes

Part No.		Price
AC005	4" Stroke	\$980
AC006	8" Stroke	\$1005
AC007	12" Stroke	\$1090

### E150 Adjustable Stroke



**Input Voltage:** 12volt  
**Load capacity (lbs.):** 225 on 12volt, 450 on 24volt  
**Load limiting clutch:** No  
**Limit Switches:** Adjustable  
**Motor overload protection:** Yes

Part No.		Price
AC014	10" Stroke	\$1097
AC015	12" Stroke	\$1128



These are replacement parts only, not OEM. OEM numbers are used for reference only.

# HAY LOADER TYNES



Part No.		Price
TP020	<b>Hay Tyne 980mm long</b> (840mm Usable Length) Conus 2 Taper	<b>\$134</b>
TP023	<b>Hay Tyne 1100mm long</b> (950mm Usable Length) Conus 2 Taper	<b>\$136</b>
TP021	<b>Hay Tyne 1250mm long</b> (1100mm Usable Length) Conus 2 Taper	<b>\$139</b>

Part No.		Price
TP022	<b>Hay Tyne 1400mm long</b> (1260mm Usable Length) Conus 2 Taper	<b>\$211</b>
TP012	<b>Conus 2 weld in mounting sleeve</b>	<b>\$29</b>



# PTO ADAPTORS

Part No.		Price
<b>PTO Adaptors - Clamp Type for Longer Life</b>		
TP006	<b>HEAVY DUTY CLAMP TYPE ADAPTOR</b> 1 3/8" 21 Spl Female - 1 3/8" 6 Spl Male. 6 1/2" Overall Length	<b>\$125</b>
TP007	<b>HEAVY DUTY CLAMP TYPE ADAPTOR</b> 1 3/8" 6 Spl Female - 1 3/8" 21 Spl Male. 6 1/2" Overall Length	<b>\$139</b>
TP011	<b>HEAVY DUTY CLAMP TYPE ADAPTOR</b> 1 3/4" 20 Spl Female - 1 3/8" 6 Spl Male. 7 7/8" Overall Length	<b>\$118</b>
TP010	<b>HEAVY DUTY CLAMP TYPE ADAPTOR</b> 1 3/4" 20 Spl Female - 1 3/8" 21 Spl Male. 7 7/8" Overall Length	<b>\$165</b>

Many other Adapters available upon request.



These are replacement parts only, not OEM. OEM numbers are used for reference only.



# Harvestaire<sup>PTY. LTD.</sup>

Since 1980

☎ 08 9344 7433

✉ [sales@harvestaire.com.au](mailto:sales@harvestaire.com.au)

🌐 [harvestaire.com.au](http://harvestaire.com.au)



🐦 @harvestaire\_pty

📘 @Harvestairepty

📷 @harvestaire